

PHASE II ENVIRONMENTAL SITE ASSESSMENT
FORMER TINLEY PARK MENTAL HEALTH CENTER
TINLEY PARK, ILLINOIS

Prepared for:

Klein, Thorpe & Jenkins Limited
Suite 1600
20 North Wacker Drive
Chicago, Illinois, 60606

Prepared by:

Tetra Tech Inc.
1 S. Wacker Drive, 37th Floor
Chicago, IL 60606



August 2014

TABLE OF CONTENTS

<u>Section</u>	<u>Page</u>
1.0 INTRODUCTION	1
2.0 SITE BACKGROUND INFORMATION	2
3.0 INVESTIGATION ACTIVITIES.....	8
3.1 UTILITY LOCATING AND GROUND PENETRATING RADAR SURVEY	8
3.2 SAMPLING METHODOLOGY	9
3.3 FORMER LUST AND ACTIVE UST AREAS – POWER PLANT AND MAINTENANCE BUILDING AREAS	10
3.4 AST AND FORMER UST/LUST AREAS – WATER TREATMENT PLANT, PINE HALL, MAPLE HALL, WILLOW HALL, OAK HALL, AND HDC	12
3.5 OUTSIDE DRUM ACCUMULATION AREAS – POWER PLANT AND CEDAR HALL.....	14
3.6 FILL AREA – ELEVATED SOCCER FIELDS	16
3.7 FILL AREAS – WEST OF POWER PLANT	16
3.8 LIME PIT.....	18
3.9 TRANSFORMERS.....	18
3.10 FLUORESCENT LIGHT BULB BREAKING AREA	19
3.11 LEAD-CONTAINING PAINT DEBRIS AREAS	20
3.12 GEOLOGY AND HYDROGEOLOGY	20
4.0 SAMPLE RESULTS	20
4.1 SAMPLE RESULTS FROM FORMER LUST AND ACTIVE USTS POWER PLANT AND MAINTENANCE AREAS.....	21
4.2 SAMPLE RESULTS FROM AST AND FORMER UST/LUST AREAS – WATER TREATMENT PLANT, PINE HALL, MAPLE HALL, OAK HALL, AND HDC	22
4.3 SAMPLE RESULTS FROM OUTSIDE DRUM ACCUMULATION AREAS – POWER PLANT AND CEDAR HALL.....	22
4.4 RESULTS FROM SAMPLING FILL AREA – ELEVATED SOCCER FIELDS	23
4.5 RESULTS FROM SAMPLING FILL AREAS – WEST OF POWER PLANT	24
4.6 SAMPLING RESULTS FROM LIME PIT AREA SAMPLING	25
4.7 SAMPLE RESULTS – TRANSFORMER AREAS SOIL SAMPLING.....	25
4.8 SAMPLE RESULTS – FLUORESCENT LIGHT BULB BREAKING AREA	26
4.9 SAMPLE RESULTS – LEAD IN SOIL POWER PLANT AREA.....	26
5.0 SUMMARY OF FINDINGS	26
6.0 REFERENCES	28

TABLES

TABLE 1A	SOIL RESULTS, MAINTENANCE AREA USTS
TABLE 1B	GROUNDWATER RESULTS, MAINTENANCE AREA USTS
TABLE 2	SOIL SAMPLE RESULTS FROM THE POWER PLANT AREA UST/LUST
TABLE 3	SOIL SAMPLE RESULTS FROM THE HDC AREA AND OTHER UST/LUST AND AST AREAS
TABLE 4	SOIL SAMPLE RESULTS FROM OUTSIDE CONTAINER ACCUMULATION AREAS
TABLE 5	SOIL SAMPLE RESULTS FROM THE SOCCER FIELD AREA
TABLE 6	TEST PIT SOIL DATA
TABLE 7A	LIME PIT SOIL DATA
TABLE 7B	LIME PIT SLUDGE DATA
TABLE 8	TRANSFORMER SOIL DATA
TABLE 9	SOIL SAMPLE DATA FROM FLUORESCENT BULB BREAKING AREA
TABLE 10	DATA FROM LEAD IN SURFACE SOIL SAMPLING IN POWER PLANT AREA

FIGURES

FIGURE 1	SITE LAYOUT
FIGURE 2	RECOGNIZED ENVIRONMENTAL CONCERNS/ENVIRONMENTAL ISSUES
FIGURE 3	FORMER LUST AND ACTIVE UST INVESTIGATION AREA
FIGURE 4	AST AND FORMER UST/LUST INVESTIGATION AREAS
FIGURE 5	OUTSIDE DRUM ACCUMULATION INVESTIGATION AREAS
FIGURE 6	SOIL BORING LOCATIONS IN ELEVATED SOCCER FIELDS – NORTH
FIGURE 7	SUSPECTED DFILL AND FILL AREAS TEST TRENCH LOCATIONS
FIGURE 8	LIME PIT SAMPLING LOCATIONS
FIGURE 9A	TRANSFORMER SAMPLING LOCATIONS
FIGURE 9B	TRANSFORMER SAMPLING LOCATIONS – HDC
FIGURE 10	BROKEN FLUORESCENT LIGHT BULB INVESTIGATION AREA
FIGURE 11	LEAD BASED PAINT SOIL INVESTIGATION AREA
FIGURE 12	GEOLOGIC AND HYDROGEOLOGIC INVESTIGATION SAMPLING LOCATIONS
FIGURE 13	SOIL AND GROUNDWATER RESULTS, LUST AND ACTIVE UST INVESTIGATION AREA
FIGURE 14	SAMPLE RESULTS FOR AST AND FORMER UST/LUST INVESTIGATION AREAS

- FIGURE 15 SAMPLE RESULTS OUTSIDE DRUM ACCUMULATION INVESTIGATION AREAS
- FIGURE 16 SAMPLE RESULTS IN ELEVATED SOCCER FIELDS
- FIGURE 17 SAMPLE RESULTS FOR TEST TRENCH LOCATIONS
- FIGURE 18 LIME PIT BORINGS AND WASTE SAMPLE RESULTS
- FIGURE 19A SAMPLE RESULTS SURFACE SOIL SAMPLES TRANSFORMER AREA OUTSIDE OF HDC AREA
- FIGURE 19B SAMPLE RESULTS SURFACE SOIL SAMPLES TRANSFORMERS FROM HDC AREA
- FIGURE 20 SURFACE SOIL SAMPLE RESULTS BROKEN FLUORESCENT LIGHT BULB BREAKING AREA
- FIGURE 21 SURFACE SOIL SAMPLE RESULTS LEAD BASED PAINT INVESTIGATION AREA

APPENDICES

- A SOIL BORING AND TEMPORARY WELL LOGS
- B PHOTOGRAPHIC LOG
- C LABORATORY DATA

1.0 INTRODUCTION

This Phase II environmental site assessment (ESA) report presents results of Tetra Tech, Inc.'s (Tetra Tech) investigation of recognized environmental conditions (REC) to the subject property (or site)—the former Tinley Park Mental Health Center, at 7400 to 7600 W. 183rd Street, Tinley Park, Illinois. This report furnishes site background information, describes RECs and historical RECs (HREC), recounts investigative methods used to sample soil and/or groundwater, provides results of the investigation, and discusses the results.

RECs are the presence or likely presence of any hazardous substances or petroleum products in, on, or at a subject property: (1) due to any release to the environment, (2) under conditions indicative of a release to the environment, or (3) under conditions that pose a material threat of a future release to the environment. The term includes hazardous substances or petroleum products, even under conditions in compliance with laws. The term is not intended to include de minimis conditions that generally do not present a material risk of harm to public health or the environment and that generally would not be the subject of an enforcement action if brought to the attention of appropriate governmental agencies (Section 1.1.1 E 1527-13, ASTM International [ASTM] 2013). An HREC is a past release of any hazardous substances or petroleum products that has occurred in connection with the subject property and has been addressed to the satisfaction of the applicable regulatory authority or has met unrestricted use criteria established by a regulatory authority, without subjecting the site to any required controls (Section 3.2.42 E 1527-13, ASTM 2013).

2.0 SITE BACKGROUND INFORMATION

Environmental Consulting Group (ECG) conducted a Phase I ESA in 2013 for Jones Lang LaSalle (ECG 2013a), acting on behalf of the site owner, the State of Illinois. ECG also conducted a hazardous materials assessment (ECG 2013b), a lead-based paint assessment (ECG 2013c), and a pre-demolition asbestos abatement survey (ECG 2013d), and prepared a summary of environmental issues (ECG 2014). In May 2014, Tetra Tech was tasked to conduct additional due diligence activities, including a Phase I ESA, a hazardous materials assessment, and an asbestos quantification. Reports of these activities are submitted under separate cover. Information obtained from the assessments by both ECG and Tetra Tech has been incorporated into this report.

The site encompasses about 275 acres of land and includes about 45 structures, including a power plant, water treatment plant, well buildings, water tower, maintenance building, storage facilities, hospital, and patient facilities. The property also has additional features including an in-ground water reservoir, lime pits, approximately 1.6 miles of underground tunnels, elevated soccer fields, and areas of fill. The site is within a mixed use area including commercial, municipal, and residential properties. Significant site features are shown on Figure 1.

Initially agricultural land, the property was developed as a Mental Health Facility in the 1950s with construction of facilities on the northern, eastern, and southern portions of the site. Around 1974, the western portion of the site was developed with residences, offices, a community center, and recreational facilities, which together were termed the “Howe Development Center (HDC).” The HDC and the mental health facility operated until about 2012, when the HDC and mental health facility were closed by the State of Illinois. The facility has been vacant since that time; however, portions of the site continue to be used for law enforcement training exercises. The soccer fields are also reportedly used by local youth soccer leagues.

The Phase I ESA identified a number of RECs that may have resulted in contamination of soil and/or groundwater. Phase I ESA activities also identified other environmental concerns, including presence of universal waste and hazardous materials, and presence of asbestos and lead in building materials (undergoing separate assessments). Ten RECs and one HREC are listed below, and then summarized. These RECs and the HREC are shown on Figure 2.

REC	Nature of Concern	Investigation Objectives
Leaking Underground Storage Tank (LUST) Incidents	Release of petroleum constituents to soil and/or groundwater	Investigate LUST areas to delineate extents of subsurface soil and groundwater contamination
Removed Underground Storage Tanks (UST)	Release of petroleum constituents to soil and/or groundwater	Investigate former UST areas, as necessary, to delineate extent of subsurface soil and groundwater contamination
Active USTs	Release of petroleum constituents to soil and/or groundwater	Investigate active UST areas to delineate extent of subsurface soil and groundwater contamination
Outside Drum Accumulation Areas	Release of hazardous constituents to soil and subsurface soil	Investigate accumulation areas to delineate extents of surface and subsurface soil contamination
Fill Areas	Extent of fill, type of fill, and release of hazardous constituents to subsurface soil	Delineate extent of fill, types of fill materials, and extent of subsurface soil contamination
Lime Pit	Presence of caustic material in unprotected area and potential for release or accidental exposure	Determine depth of material and disposal/management characteristics/soil types/presence and depth of groundwater
Aboveground Storage Tanks (AST)	Possibility of historical release; possible presence of USTs	Investigate outdoor AST areas to determine extent of soil contamination and potential threat to groundwater
Transformers	Historical release of polychlorinated biphenyls (PCB) to soil	Investigate extent of PCBs in shallow soil
Fluorescent Light Bulb Breaking Area	Possible release of mercury to soil	Investigate extent of mercury in shallow soil
Lead-containing Paint Areas	Possible release of lead to soil	Investigate extent of lead in shallow soil
Site-wide Geology and Hydrogeology	Important factor in determining whether releases have resulted in soil and groundwater contamination	Investigate soil lithology and groundwater, if present, in the upper 25 feet of soil

Closed Leaking Underground Storage Tank (LUST) Incident

LUST Incident No. 941705 was reported in 1994, reportedly involving fuel oil leaking at an abandoned sewage treatment plant on 80th Avenue. This LUST likely relates to the property associated with the City of Tinley Park’s municipal parking lot west of the site, which was formerly part of the site but was sold and converted into a public parking lot for rail use. A no further remediation (NFR) letter regarding the LUST was issued on May 8, 1995. This is considered a closed HREC that will require no further investigation.

Open Leaking LUST Incidents

Two LUST incidents occurred at the site in 1995 (No. 951781 and No. 952428). LUST Incident No. 951781 occurred as a result of planned removal of USTs from near the Power Plant, Willow Hall, Maple Hall, and Cedar Hall. The UST removed from the Power Plant Area, northwest of the main building, contained gasoline and had a capacity of 5,200 gallons. The UST from near Willow Hall, near the southwestern portion of the building, was used to store diesel fuel for an emergency generator, and had a capacity of 560 gallons. The UST from near Maple Hall, north of the building, had a capacity of 500 gallons of diesel fuel, and served an emergency generator. The UST from near Cedar Hall, on the southwest side of the main building, had a capacity of 500 gallons of diesel fuel, and served an emergency generator.

Contaminated soil and backfill was removed during the UST removal operations, and sidewall and base samples were collected and analyzed for benzene, toluene, ethylbenzene (BTEX); polynuclear aromatic hydrocarbons (PAH); and toxicity characteristic leaching procedure (TCLP) lead. Groundwater was not encountered during soil and UST removal activities. Naphthalene was detected above remediation objectives (1,131 milligrams per kilogram (mg/kg) in one base sample (8-G)) collected within the Power Plant UST Area. Naphthalene was also detected at above remediation objectives (6.6 mg/kg) in the east sidewall sample (19-3) collected within the UST removal area at Willow Hall. No other samples contained PAHs, BTEX, or TCLP lead at levels of concern. Only 45-day reports were submitted, and no additional investigation or remediation was reported. The results suggest that contamination may remain at the UST removal areas near the Power Plant and Willow Hall.

LUST Incident No. 942428 occurred as a result of planned removals of USTs from near the Water Treatment Plant, the Power Plant, Oak Hall, and Pine Hall. A 1,450-gallon diesel fuel UST was removed from near the southwest side of the Water Treatment Plant. Two 11,800-gallon USTs containing No. 2 fuel oil were removed from near the north side of the Power Plant. Two 500-gallon diesel fuel USTs serving an emergency generator were removed from near the west side of Oak Hall. A 500-gallon diesel fuel UST serving an emergency generator was removed from near the northwest side of Pine Hall.

Contaminated soil and backfill was removed during the UST removal operations, and sidewall and base samples were collected and analyzed for BTEX and PAHs. Groundwater was also encountered within the Water Treatment Plant and Willow Hall UST excavations. Groundwater samples were collected from these excavations and analyzed for BTEX and PAHs. One sample from the south sidewall of the Wastewater Treatment Plant excavation area was detected above a remediation objective (2.1 mg/kg) for

naphthalene. One sample from the eastern base of the Pine Hall excavation area contained an elevated concentration above a remediation objective (14.8 mg/kg) for naphthalene. All other results did not indicate BTEX or PAHs at concentrations of concern. Only 45-day reports were submitted, and no additional investigation or remediation was reported. The results suggest that contamination may remain at the UST removal areas at the Wastewater Plant and Pine Hall.

Removed USTs: Previous removals of 10 USTs were identified. Most of these USTs were removed in 1995 and 1996, as documented in the 45-day reports for the LUST Incidents identified above (Gannett Fleming 1995, 1996). The removed USTs included the following nine USTs:

- 1,450-gallon diesel UST removed near the Wastewater Treatment Building
- 5,200-gallon gasoline UST and two 11,800-gallon No. 2 fuel oil USTs removed near the Power Plant Building
- 560-gallon diesel UST removed near Willow Hall
- 500-gallon diesel UST removed near Oak Hall
- 500-gallon diesel UST removed near Maple Hall
- 500-gallon diesel UST removed near Cedar Hall
- 500-gallon diesel UST removed near Pine Hall.

The tenth identified UST removal appears to have been an additional 11,800-gallon diesel UST near the Power Plant. This UST may have been removed and replaced by an additional UST that may be one of the Active USTs identified below; this UST may still be present north of the former Power Plant Building.

Active USTs: Currently, three USTs are active, two of which (10,000-gallon diesel and 10,000-gallon gasoline) are on the western side of the maintenance facility. A 15,000-gallon heating oil UST is just north of the power plant. These USTs were installed during the same time frame (1995-96) of removals of the former USTs cited above.

Outside Drum Accumulation Areas: Outside drum accumulation areas were observed north of the power plant and within the fenced area around the prison building (Cedar Hall). The drums were stored directly on the soil surface and contained hazardous materials including oils, treatment chemicals, cleaners, lubricants, and other chemicals used in facility maintenance.

Fill Areas: The elevated soccer fields (northeast portion of the site), the area just west of the Power Plant, and a poorly defined area (further southwest of the power plant along the property boundary) reportedly contain fill from unknown sources.

Lime Pit: Concrete pits are present (east of the water treatment plant and north of the elevated soccer fields) that were used to store lime treatment sludge from the water treatment plant. The material was reportedly generated as a result of removal of excess iron from water extracted from on-site wells. The material likely contains primarily lime residual, which may be caustic.

Aboveground Storage Tanks (AST): A number of currently present and former ASTs are/were used to store diesel for emergency generators. These include the following: (1) outdoor ASTs now stored on pads at Pine Hall, Maple Hall, and Oak Hall; (2) five removed ASTs formerly located outdoors on storage pads in the HDC; and (3) an indoor AST now within the basement of Spruce Hall. Other small ASTs are present in hydraulic fluid storage reservoirs for elevators and also are associated with air compressors in basement areas. Generally, only the outdoor ASTs pose RECs because of likelihood that they replaced formerly present USTs. The other ASTs are present within basements with concrete floors, and are unlikely to pose threats of significant releases.

Transformers: Oil-filled transformers were noted in the HDC, near Spruce Hall, south of the Administration Building, and near the Power Plant. According to Commonwealth Edison (ComEd), all transformers are free of polychlorinated biphenyls (PCB), and are currently owned by the utility; however, these transformers likely contained PCB oils in the past, and whether they leaked is not known. The definition of non-PCB oil is “containing less than 50 parts per million (ppm) PCB.”

In addition, the site engineer noted about five transformers present outside of the HDC Area; these transformers had been installed by the State of Illinois and are not-utility owned. Thus, these transformers are a concern, as they may have contained or now contain PCB dielectric fluids. Finally, the transformer observed near Spruce Hall is leaking, and staining was observed. As a result, these transformers and associated areas pose RECs to the subject property.

Fluorescent Light Bulb Breaking Area: An area was observed on the southern side of Cedar Hall where a debris pile is present from breaking of fluorescent light bulbs. Because the light bulbs may have contained mercury vapor, release of mercury within this area is a possibility.

Lead-containing Paint Areas: Lead in paint was identified during a lead-based paint assessment conducted by ECG (2013c) near the Power Plant and Water Treatment Plant areas. Possible release of lead from flaking paint to soil within these areas poses a REC to the subject property.

Moreover, site geology and hydrogeology are important factors in determining whether releases associated with RECs have resulted, or could result in contamination to groundwater. As a result, investigation activities to evaluate site-wide geology and hydrogeology were proposed.

3.0 INVESTIGATION ACTIVITIES

This section discusses investigation activities that were part of the Phase II Investigation. Sampling activities occurred during the weeks of July 21 and July 28, 2014. Utility location was initiated on July 17th and completed on July 21st.

3.1 UTILITY LOCATING AND GROUND PENETRATING RADAR SURVEY

Tetra Tech and its drilling subcontractor requested a public utility locate about 72 hours prior to initiating Phase II investigation activities. The site utilities include public utilities (gas, water, electric, and cable) within the HDC Area and elsewhere on the property, and private utilities (those managed, installed, and operated by the State of Illinois) including former steam generation tunnels, electric distribution outside of the HDC Area, water, and sewer.

The public utilities were first located, and included a Nicor high-pressure gas line on the southern right of way (ROW) of the northern east-west roadway; this gas line enters the property from Harlem Avenue and then crosses the east-west roadway east of the Power Plant Area, where a gas utility feed is present that enters the Gas House. This gas line also has a north lateral that crosses the western side of the Soccer Field Area and services the Cottages Area. The public gas utility also services the HDC, and these utilities were marked by the public utility locator. A small gas line that services Pine Hall was also noted by a private utility locator procured by Tetra Tech to support the investigation.

A public water line also accesses the site and parallels the gas line from Harlem Avenue to the area south of the Power Plant; this water line extends farther east on the southern ROW of the northern east-west roadway. The public utility locators were apparently unaware of this line, but the location was generally known to the site engineer (Mr. Sergio Cappello), and was identified prior to drilling.

A major electrical feed is present north of the Power Plant, where a ComEd substation provides service to the site electrical system. The electrical line feeds the Water Treatment Plant and the Power Plant, and then the site via a series of transformers and switch gear boxes. Two duct bank access areas were also noted on the north ROW of the northern east-west roadway between the Power Plant and Cedar Hall. This feed may also ultimately extend to the HDC.

Exact locations of the power services outside of the HDC were not known by the public utility locator, but were generally known to the site engineer. In addition, the private utility locator identified electrical lines in and around investigation areas. Ground penetrating radar (GPR) was used to identify locations of currently present USTs, and also to identify former UST and current AST areas for buried utilities. The utility locator used a wand to evaluate these areas for presence of electrical and other utilities. Electrical feeds and lateral locations were identified within investigation areas before drilling.

The site also includes utility services related to discontinued operations. This includes the old water distribution lines from the Water Treatment Plant and the abandoned wells and the water treatment sludge conveyance lines between the Water Treatment Plant and the Lime Sludge Pit. These lines are no longer active—the Water Tower is reportedly empty, and according to the site engineer, no pressurized connections are present between these defunct lines.

GPR was also conducted to evaluate areas of fill and to identify former UST excavation areas. Performing transects with the GPR across the areas, the operator succeeded in identifying locations of current USTs and had less success identifying locations of former excavations. Relevant GPR findings are discussed in the following sections.

3.2 SAMPLING METHODOLOGY

Tetra Tech conducted surface soil, subsurface soil, waste, and groundwater sampling from July 17th until July 28th.

Surface soil samples were collected from the upper 6 inches of the soil within three areas: (1) the Fluorescent Bulb Breaking Area in the Cedar Hall Area; (2) transformer areas throughout the site; and (3) lead-containing paint debris areas in the Power Plant and surrounding area.

Surface soil samples were collected as grab or composite samples. Grab samples were collected at specific locations within the Cedar Hall and Power Plant areas that had been pre-determined or were selected based on observations. Composite samples were collected around the bases of transformers unless evidence of release was noted, in which case a grab sample was collected from the area of suspected release.

Subsurface soils were collected either by use of a hydraulic push probe equipped with a Macropore sampler or as grab samples during test pitting activities. Test pitting occurred only within the suspected

fill areas west of the Power Plant. Subsurface soil samples were collected by use of the hydraulic push probe at all other locations.

Waste samples were collected from the Lime Sludge Pit as composite samples from several locations.

Groundwater samples were collected only within one area—the Maintenance Building Area—as part of the sampling around the active UST system in that area. Groundwater samples were not collected elsewhere because: (1) soils generally did not extend to depth of groundwater, (2) groundwater was not observed during drilling, or (3) no evidence of soil contamination was observed during drilling.

Dedicated equipment was used to collect samples, so field equipment blanks were not collected.

Duplicate and matrix spike duplicate samples were collected at an approximate rate of 1 per 10 and 1 per 20 samples, respectively.

Sampling procedures within each investigation area are discussed below.

3.3 FORMER LUST AND ACTIVE UST AREAS – POWER PLANT AND MAINTENANCE BUILDING AREAS

Former LUST incidents occurred near the Power Plant, near the Wastewater Treatment Building (see Figure 3), and near Pine Hall and Willow Hall (see Figure 4).

In addition, active USTs are just north of the Power Plant and west of the Maintenance Building.

Approximate locations of these USTs are shown on Figure 3.

A GPR survey was first conducted within the Maintenance Building Area and the Power Plant Area to confirm locations of the USTs and former LUST areas. A single large UST was noted north of the Power Plant, and two USTs were identified within the Maintenance Area.

Maintenance Area Investigation: Five soil borings were advanced in the area around the gasoline USTs and the former dispensing units. The investigation encompassed the area including the USTs, the dispensers, piping between the USTs and the dispensers, and the vent pipes running between the USTs and the aboveground vent caps on the adjacent building wall.

Borings were advanced to a minimum depth of about 24 feet beet below ground surface (bgs) by use of a track-mounted, direct-push probe equipped with a Macrocore sampling system. At each soil boring location, 4-foot, acetate-lined tubes were advanced, retrieved, and evaluated by a geologist/scientist for soil type and evidence of contamination. Boring logs are in Appendix A. No visual or olfactory evidence of contamination was noted, but elevated photoionization detector (PID) readings occurred that may have been false positives as a result of soil moisture and high humidity. Two samples were collected from each boring for analyses for BTEX, PAHs, and total lead, and measurement of soil pH. Samples were collected from a shallow interval and deeper interval based on the probable depth of the UST base. Samples were placed on ice and submitted to STAT Analysis under strict chain of custody (COC).

Most borings encountered fill material including pea gravel, sand, and sandy gravel to depths between 8 and 12 feet bgs. This coarse fill was underlain by a silty clay or clay till to depths between 16 and 24 feet bgs. At one boring (SB-5), predominantly clay was encountered from just below the asphalt surface to 16 feet bgs. The boring log data suggest that the USTs are within coarse aggregate fill that is surrounded by the largely clay and silty clay till outside of the UST cavities. Groundwater, likely perched, was encountered within the coarse backfill material. A groundwater sample was also collected from SB-1, where groundwater was identified within what appeared to be gravel fill around the UST cavity. A temporary well was first installed consisting of 1-inch-inner-diameter polyvinyl chloride (PVC) screen and riser pipe at about 16 feet bgs. After completion of purging by use of a peristaltic pump and application of low flow collection techniques using dedicated, Teflon-lined tubing, a groundwater sample was collected into pre-preserved volatile organic analysis (VOA) containers.

Power Plant UST Areas: A former gasoline UST/LUST and an active fuel oil UST are, respectively, north and northwest of the Power Plant building. Five soil borings were advanced including two within the former UST/LUST excavation area and three respectively north, northeast, and west of the active fuel oil UST.

Borings were advanced to maximum depth of about 16 feet bgs by use of a hydraulic direct-push probe equipped with a Macrocore sampling system. At each location, 4-foot, acetate-lined tubes were advanced in 4-foot intervals from ground surface to the bottom of the boring, and were logged by a geologist/scientist for soil type and evidence of contamination. A PID was also used to assess presence of volatile organics. Boring logs are in Appendix A. A slight fuel odor was detected in SB-3 at 16 feet bgs, but recovery was insufficient for sampling. A temporary well was set at this location, but did not yield water. Two soil samples were collected from each boring, generally one shallow and the other at or near

the base of the UST invert; these samples were submitted for analyses for BTEX, PAHs, and total lead, and for measurement of soil pH. Samples were placed on ice and submitted to STAT Analysis under strict COC.

No groundwater was encountered and no groundwater samples were collected.

As within the Maintenance area, coarse aggregate including sand and pea gravel was observed within borings installed near the UST system. This coarse material was encountered to 15 feet bgs, and was underlain by silty clay or clay.

3.4 AST AND FORMER UST/LUST AREAS – WATER TREATMENT PLANT, PINE HALL, MAPLE HALL, WILLOW HALL, OAK HALL, AND HDC

Active or former ASTs and former USTs or LUSTs are/were present at the Water Treatment Plant, Pine Hall, Willow Hall, Oak Hall, and Maple Hall. At Pine Hall, and Maple Hall, locations of former USTs or LUSTs are the same as current locations of active ASTs. At Willow Hall, the location of the former UST/LUST is adjacent to the building within a courtyard area with a shed and play equipment—a location different from that of the current AST. The location of the former UST was not accessible to sample because of presence of a large hedge that did not allow access to the area. Moreover, utility clearance in this area was not considered acceptable, so the area was not investigated (see Figure 4).

Active ASTs – Pine Hall, Maple Hall, and Oak Hall: Generally, access for sampling around existing ASTs was restricted to areas outside of the fenced enclosures and within areas where no subsurface utilities were present. At each location, subsurface electrical lines were present between the AST and the adjacent buildings. A natural gas line was additionally present at Pine Hall, and a sewer line was present at Oak Hall.

At each location, a single boring was advanced proximate to the AST to assess potential presence of contamination. Borings were advanced to maximum depth of 12 feet bgs by use of a hydraulic direct-push probe equipped with a Macrocore sampling system. At each location, 4-foot, acetate-lined tubes were advanced continuously in 4-foot intervals, from ground surface to the bottom of the boring, and were evaluated by a geologist/scientist for soil type and evidence of contamination. Boring logs are in Appendix A. A PID was used to evaluate headspace for presence of VOCs. No elevated PID readings or

visual or olfactory evidence of contamination was noted. One sample was collected from each boring and submitted for analyses for BTEX, PAHs, and total lead, and measurement of soil pH. Samples were placed on ice and submitted to STAT Analysis under strict COC.

Soil conditions at the Pine Hall UST location included fill material (aggregate and gravel) to about 8 feet bgs, underlain by dense, dark-gray clay to 12 feet bgs. No evidence of contamination was noted, and groundwater was not observed. The soil sample was collected within the interval of 10 to 12 feet bgs.

Soil conditions at the Maple Hall UST location included topsoil underlain by grey silty clay to 12 feet bgs. No evidence of contamination was noted, and groundwater was not encountered. The soil sample was collected within the interval of 10 to 12 feet bgs.

Soil conditions at the Oak Hall UST location included topsoil underlain by clay to 12 feet bgs; a thin, 2-inch silty sand layer was observed at about 7.5 feet bgs; no evidence of contamination was noted, and groundwater was not observed. The soil sample was collected within the interval of 10 to 12 feet bgs.

Inactive UST – Water Treatment Plant Area: A former heating oil UST had been at the southwestern corner of the Water Treatment Plant. A GPR was used to identify the approximate location of the former UST excavation cavity. Access to the location was restricted by the presence of a fence, the Water Tower, and possible subsurface utilities.

A single boring was advanced near the location where the former sidewall sample had been collected (see Figure 3). The boring was advanced to 8 feet bgs by use of a hydraulic, direct-push probe equipped with a Macrocore sampling system. Four-foot, acetate-lined tubes were advanced at 4-foot intervals from ground surface to the bottom of the boring, and were evaluated by a geologist/scientist for soil type and evidence of contamination. The boring log is in Appendix A. No visual or olfactory evidence of contamination was noted, and elevated PID readings were not observed. One sample was collected from the 6- to 8-foot bgs interval for analyses for BTEX and PAHs. Samples were placed on ice and submitted to STAT Analysis under strict COC.

The soil at this location consisted of topsoil underlain by clay, with no evidence of contamination. No groundwater was observed, and no groundwater samples were collected.

Inactive ASTs – HDC Area: Five pads are within the HDC Area (the HDC Area is depicted on Figure 4; however, the specific location of the five pads is not shown on the figure). Each pad is now bare because of removals of the former ASTs that served backup generators. No evidence of surface staining was observed. Utilities are present near the former pads. Access was generally unrestricted except where utilities were identified.

At each location, a single boring was advanced proximate to the location of the former AST to assess potential for presence of contamination. Borings were advanced to maximum depth of 8 feet bgs by use of a hydraulic push probe equipped with a Macropore sampling system. At each location, 4-foot, acetate-lined tubes were advanced at 4-foot intervals from ground surface to the bottom of the boring, and were evaluated by a geologist/scientist for soil type and evidence of contamination. Boring logs are in Appendix A. No visual or olfactory evidence of contamination was noted except for a slight petroleum odor detected at the HDC-AST-3 location. One sample was collected from each boring, at about 6 feet bgs or where evidence of contamination was observed in boring SB-3 at about 3 feet bgs, for analyses for BTEX, PAHs, and total lead, and measurement of soil pH. Samples were placed on ice and submitted to STAT Analysis under strict COC.

No groundwater was observed, and thus no groundwater samples were collected.

Soil conditions were observed to include silt and silty clay underlying topsoil, and some gravel fill at most locations. At boring SB-3, debris was noted and refusal was encountered at 4 feet bgs, just below an oily stained layer at 3 feet bgs.

3.5 OUTSIDE DRUM ACCUMULATION AREAS – POWER PLANT AND CEDAR HALL

Drums or containers were stored on the ground surface within three areas, as identified during the Phase I ESA. This includes one area north of the Power Plant and two areas within the former prison area (Cedar Hall). A total of 11 soil borings were advanced in the accumulation areas – 6 at Cedar Hall and 5 within the Power Plant Area (see Figure 5).

Cedar Hall: Six borings were installed in the Cedar Hall investigation areas, with three borings in each of the two drum or container storage areas (see Figure 5). Borings were advanced within the areas where empty containers, drums, and cylinders were observed. No evidence of spillage or staining was observed, so the locations were chosen to provide representative geographic coverage.

Borings were advanced to 12 feet bgs by use of a track-mounted hydraulic push probe equipped with a Macropore sampling system. At each location, 4-foot, acetate-lined tubes were advanced in 4-foot intervals from ground surface to the bottom of the boring, and were evaluated by a geologist/scientist for soil type and evidence of contamination. Boring logs are in Appendix A. No visual or olfactory evidence of contamination was detected; nor were elevated PID readings noted. One sample was collected from each boring, generally from the shallow intervals (0 to 3 feet or 1 to 4 feet bgs), and samples were submitted for analyses for VOCs, semivolatile organic compounds (SVOC), and Target Analyte List (TAL) Metals, and for measurement of soil pH. Samples were placed on ice and submitted to STAT Analysis under strict COC.

At all locations, topsoil was underlain by a dark- to light-yellowish brown clay to 12 feet bgs. No evidence of groundwater was observed, and thus no groundwater samples were collected.

Power Plant Area: Five borings were advanced within the Power Plant Area outside the container investigation area (see Figure 5). Three borings (Power-OD-SB-1 through SB-3) initially had been advanced at locations within the drum storage area; evidence of oil staining on the ground surface induced advancement of borings in areas of suspected release. Because contamination was noted in two borings (Power-OD-SB-1 and SB-2), two stepout borings were also advanced (PP-SB-1A and PP-SB-2A).

Borings were advanced to a maximum depth of 20 feet bgs by use of a hydraulic push probe equipped with a Macropore sampling system. At each location, 4-foot, acetate-lined tubes were advanced at 4-foot intervals from ground surface to the bottom of the boring, and were evaluated by a geologist/scientist for soil type and evidence of contamination by use of a PID. Boring logs are in Appendix A. Visual and olfactory evidence of contamination was noted in borings SB-1 and SB-2, and samples were collected within the intervals that had evidenced contamination. One sample was collected from each boring for analyses for VOCs, SVOCs, and TAL Metals, and measurement of soil pH. Samples were placed on ice and submitted to STAT Analysis under strict COC.

Boring Power-OD-SB-1 was advanced to 20 feet bgs. The soil type was observed as predominantly clay with a layer of sand at between 6 and 7 feet bgs, which had a petroleum odor. Boring Power-OD-SB-2 also had a sandy interval at 5 to 6 feet bgs that had a petroleum odor. The other borings—Power-OD-SB-3, PP-SB-1A, and PP-SB-2A—did not contain a sandy layer and did not evidence contamination.

No evidence of groundwater was observed, and thus no groundwater samples were collected.

3.6 FILL AREA – ELEVATED SOCCER FIELDS

The Soccer Field Area is an elevated area about 6 feet above the local topography. In the 1980s, the Soccer Field Area reportedly had been filled in with construction-related material from an unknown source. The investigation area is shown on Figure 6.

Prior to initiation of drilling activities, GPR transects were run across the Soccer Field Area on July 21st. The transects identified a generally smooth subsurface profile with irregularities that might signify rubble or construction type debris. According to the GPR operator, most of the fill appeared to be soil, but as much as 10 to 20 percent could contain larger debris, such as concrete or other debris.

Eight soil borings were advanced to a minimum 8-foot depth through the fill material and into the underlying native soil. Borings were advanced to maximum depth of 18 feet bgs by use of a hydraulic push probe equipped with a Macropore sampling system. At each location, 4-foot, acetate-lined tubes were advanced in 4-foot intervals from ground surface to the bottom of the boring, and were evaluated by a geologist/scientist for soil type and evidence of contamination by use of a PID. Boring logs are in Appendix A. No visual and olfactory evidence of contamination was noted. Observations of soil are summarized below. At least one sample was collected from each boring for analyses for VOCs, SVOCs, and TAL Metals, and measurement of soil pH. Samples were placed on ice and submitted to STAT Analysis under strict COC.

Boring SF-SB-01 was advanced to 18 feet bgs; fill material consisting of about 1 foot of topsoil was underlain by a clayey fill with concrete and gravel to about 5 feet bgs, then a stiff gray clay to 18 feet bgs. The other borings were advanced to between 8 and 12 feet bgs and encountered similar conditions, with an upper 1-foot layer of topsoil underlain by fill consisting of clay with concrete, aggregate, and brick overlying native clay encountered at about 6 feet bgs in some borings and at about 4 and 5 feet bgs in other borings. No evidence of groundwater was observed, and thus groundwater was not sampled.

3.7 FILL AREAS – WEST OF POWER PLANT

Two areas with fill materials are present west of the Power Plant. In one area to the immediate west, soil and other material has been dumped on the ground or parking lot surface. A second area of suspected

landfilling is farther southwest along the northern property boundary. This area reportedly was historically used for landfilling; but the area is flat with no obvious fill boundary or noticeable elevations, except on the north side where a sharp dropoff of about 4 feet occurs above the adjacent drainage way. Locations of the fill investigation areas are shown on Figure 7.

Seven test trenches were installed, including four in the larger area to the west (TP-1 through TP-4) and three in the area just west of the Power Plant (TP-5 through TP-7). The investigation areas are discussed separately below.

Prior to initiating test trenching in the larger area, GPR was used to conduct east-to-west and north-to-south transects across the fill area. According to the GPR readings, the underlying fill appears to be predominantly soil, which was placed in lifts. No indication of debris was noted. Four test pits were advanced to obtain a representative sampling of fill material. At each location, the trench was first advanced through the fill into the underlying native soil—in all cases this was brown or tan clay. The base of excavations extended to a maximum depth of about 4 feet bgs, as no evidence of significant filling was noted. At one location were the remains of what appeared to be a drainage culvert; otherwise, material observed was free of debris. For photographs documenting observations in the test trenches see the Photographic Log contained in Appendix B.

Three test trenches were advanced in the area just west of the Power Plant. In this area, fill appears to have been dumped on the parking lot or ground surface and contains primarily concrete and asphalt debris. Other items, such as a TV, mattress, and wood debris, were observed scattered around the fill area. To evaluate the material, test trenches were advanced through the debris piles at three locations.

At Test Pit 5, predominantly soil debris with some concrete, rubber, brick, and other debris were identified. A single lead-acid battery was also observed in this area.

At Test Pit 6, approximately equal amounts of soil and debris including a sewer pipe, brick, rubber, stone, and concrete debris were identified.

At Test Pit 7, some rock and asphalt were identified in the southern portion, but also considerable ash and lime material—perhaps debris from a fire or possibly open burning that had occurred in this area.

One sample was collected from each test trench for analyses for VOCs, SVOCs, and TAL Metals, and measurement of soil pH. Samples were placed on ice and submitted to STAT Analysis under strict COC.

3.8 LIME PIT

The lime pit (see Figure 8) is a rectangular series of concrete pits that were used to store water treatment sludge generated from the on-site water treatment plant. The material appears to be homogenous and to consist primarily of lime. The area around the pits is low lying and contains wetland type vegetation. Accessibility to sampling was limited to the south and west sides. In some cases, the lime sludge appears to have overtopped the pit and spilled onto the surrounding ground surface.

Three soil borings were advanced to approximately 8 feet bgs. At each location, 4-foot, acetate-lined tubes were advanced from the ground surface to the bottom of the boring, and were evaluated by a geologist/scientist for soil type and evidence of contamination by use of a PID. Boring logs are in Appendix A. No visual and olfactory evidence of contamination was noted, other than presence of lime sludge in the upper portions of the soil borings. At least one sample was collected from each boring for analyses for TAL Metals and measurement of soil pH. Samples were placed on ice and submitted to STAT Analysis under strict COC.

A waste sample was also collected as a composite from three sample locations. This sample was submitted for TAL Metals and waste characteristic analyses (toxicity characteristic leaching procedure [TCLP] metals, reactive cyanide, and reactive sulfide; for measurements of flash point and pH; and for performance of paint filter test. The sample was placed on ice and submitted to STAT Analysis under strict COC.

Lime-SB-1, SB-2, and SB-3 encountered clay from ground surface to 8 feet bgs. The upper portions of each boring had some gravel and lime staining, but the clay below the upper 2 feet was native gray clay.

3.9 TRANSFORMERS

There are 22 transformers present throughout the site, including about 17 in the HDC area, 1 in the Spruce Hall Area, 1 in the Power Plant Area, 1 in the Pine Hall Area, 2 in the Administrative Building Area, and 1 in the CottagesArea (see Figures 9A and 9B). One transformer was observed to be leaking near Spruce

Hall, and an older inactive transformer is present near the Administrative Building along with the newer transformer.

Transformers in the HDC Area are on pads. The transformers are currently owned by ComEd, but historical releases of PCBs to soil could result in remediation and disposal costs.

Transformers elsewhere on the property are not marked as ComEd-owned, and according to the site engineer, were installed and are still owned by the State of Illinois. Transformers outside of the HDC Area are not marked as containing PCBs. It is not clear if the dielectric fluids contain PCBs or if the transformers have been retrofitted since their original installation. Transformers installed in the 1950s, the time at which the property was constructed, may have contained PCBs. To determine their content, the fluids would have to be accessed and sampled directly after the units would be de-energized. At this time, only the newer transformer at the Administrative Building should be assumed to not contain PCBs.

Composite soil samples were collected around each transformer unless staining was observed, in which case, a grab sample was collected. In all cases except one (Spruce Hall, where staining was observed), composite samples were collected. Subsamples were collected from 0 to 6 inches bgs, just below the grass turf, by use of dedicated sampling spoons or trowels. Subsamples were then placed in a plastic bag and mixed, and then placed in the appropriate pre-cleaned containers. At Spruce Hall, a sample was collected within the area of staining. All samples were submitted for PCB analysis. Samples were containerized, placed in an iced cooler, and delivered to STAT Analysis under strict COC.

3.10 FLUORESCENT LIGHT BULB BREAKING AREA

An area was observed outside of Cedar Hall (the former prison) that had been used for breaking fluorescent light bulbs (see Figure 10). The broken bulb debris was observed to be scattered on the ground surface.

Four surface soil samples were collected from within and around the debris area for analysis for total mercury and measurement of soil pH. Samples were collected from 0 to 6 inches bgs at discrete random locations within and around the debris area by use of dedicated spoons. Samples were containerized, placed in an iced cooler, and delivered to STAT Analysis under strict COC.

3.11 LEAD-CONTAINING PAINT DEBRIS AREAS

Lead-containing paint was identified in sampling by ERG within the Water Treatment Building and Power Plant areas (ERG 2013c). Based on presence of lead-containing paint on metal structures and potential for flaking of lead-containing paint from these structures, from areas around the Power Plant, and from the Water Treatment Building, sampling for lead in soil was conducted.

Twenty surface soil samples were collected at pre-determined locations around and below painted structures around the Power Plant, the Water Treatment Plant, the Water Tower, and other associated structures in this area. Sample locations are shown on Figure 11.

Samples were collected at discrete random locations within and around the debris area by use of dedicated spoons from a 0 to 6 inches bgs. Samples were containerized, placed in an iced cooler, and delivered to STAT Analysis under strict COC for analyses for total lead and measurement of soil pH.

3.12 GEOLOGY AND HYDROGEOLOGY

Tetra Tech installed four deep borings at locations around the perimeter of the site (see Figure 12); one of the borings in the Maintenance Area was drilled to approximately 25 feet bgs. These borings were advanced to evaluate site lithology and to evaluate whether groundwater may be present within the upper 25 feet of soil. Borings were advanced to maximum depth of 24 feet bgs by use of a hydraulic push probe equipped with a Macropore sampling system. At each location, 4-foot, acetate-lined tubes were advanced continuously from the ground surface to the bottom of the boring, and were evaluated by a geologist/scientist for soil type. Soil boring logs are in Appendix A.

The soil underlying the site appears to consist primarily of a silty clay or clay from the ground surface to 24 feet bgs. At most locations, some thin sand or silt seams were observed at intermediate depths. The sand or silt seams appear to be variable in nature and not continuous across the site. No evident of free groundwater was observed in native deposits, but perched groundwater likely is present within discontinuous sand seams.

4.0 SAMPLE RESULTS

This section discusses the sample results by investigation area

4.1 SAMPLE RESULTS FROM FORMER LUST AND ACTIVE USTS POWER PLANT AND MAINTENANCE AREAS

The results are discussed below separately for the Maintenance Area and Power Plant Area.

Maintenance Area: Sample results from subsurface soil sampling are listed in Table 1A. Sample results from groundwater sample collected from the Maintenance Area temporary well are listed in Table 1B. Sample results were compared to Tiered Approach to Corrective Action (TACO) Tier I residential or construction worker remediation objectives (RO). Results are also shown on Figure 13. In addition, soil sample results were compared to the Maximum Allowable Concentrations (MAC) for clean soil reuse. The MAC can be to determine appropriate reuse of soil during project development.

BTEX was not detected in soil samples or in the groundwater sample collected from the Maintenance Area temporary well.

PAHs were not detected at most locations, but where detected, they were at concentrations below all applicable Tier I residential and construction worker ROs and the MAC criteria for soil reuse.

Total lead was detected, but at concentrations below all applicable Tier I residential and construction worker ROs, as well as the soil component of the groundwater ingestion RO, which is the MAC criterion for soil reuse.

Power Plant Area: Sample results from subsurface soil sampling are listed in Table 2. Results were compared to TACO Tier I residential or construction worker ROs in the table, and also are shown on Figure 13. In addition, soil sample results were compared to the MAC for clean soil reuse. BTEX was not detected in soil samples collected from the Power Plant UST/LUST Area.

PAHs were not detected at most locations, but where detected, were at concentrations below all applicable Tier I residential and construction worker ROs and the MAC criteria for soil reuse.

Total lead was detected, but at concentrations below all applicable Tier I residential and construction worker ROs, as well as the soil component of the groundwater ingestion RO, which is the MAC criterion for soil reuse.

4.2 SAMPLE RESULTS FROM AST AND FORMER UST/LUST AREAS – WATER TREATMENT PLANT, PINE HALL, MAPLE HALL, OAK HALL, AND HDC

Sample results from subsurface soil sampling in the UST/LUST Areas for the Water Treatment Plant, Pine Hall, Maple Hall, Oak Hall, and the HDC are listed in Table 3. Results were compared to TACO Tier I residential or construction worker ROs in the table, and also are shown on Figure 13 (Water Treatment Plant only) and Figure 14. In addition, soil sample results were compared to the MAC for clean soil reuse.

BTEX was not detected in most soil samples collected within the UST/LUST or AST areas. Benzene was detected in a shallow soil sample at HDC-AST-SB-3, within the HDC Area, which was also the area where a slight odor was noted. The result (0.039 mg/kg) slightly exceeds the soil component of the groundwater ingestion RO of 0.03 mg/kg.

VOCs were not detected at the Oak Hall AST.

PAHs were not detected at most locations, but where detected, were at concentrations below all applicable Tier I residential and construction worker ROs and the MAC criteria for soil reuse.

Total lead was detected, but at concentrations below all applicable Tier I residential and construction worker ROs, as well as the soil component of the groundwater ingestion RO, which is the MAC criterion for soil reuse. Lead was not an analyte for samples collected at all locations, but lead is not usually associated with fuel oil, which was used at all of the locations.

4.3 SAMPLE RESULTS FROM OUTSIDE DRUM ACCUMULATION AREAS – POWER PLANT AND CEDAR HALL

Sample results from soil sampling at the outside drum accumulation areas within the Cedar Hall Area and also north of the Power Plant are listed in Table 4 and shown on Figure 15. Results exceeding TACO Tier I residential or construction worker ROs are highlighted in the table and also appear on Figure 15. In addition soil sample results that exceed the MAC for clean soil reuse are listed and highlighted in the table and figure.

VOCs or SVOCs were not detected above ROs or the MAC.

Arsenic was detected in one soil sample in the Power Plant Area (Power-OD-SB-3-5-7) above the Tier I residential ingestion RO. This result was not associated with observed evidence of contamination and is probably associated with naturally occurring arsenic.

No other metals were detected at concentrations above TACO Tier I ROs. Iron and manganese, however, were detected above the MAC soil reuse criteria. The MAC criteria would apply only if this soil would be reused elsewhere on site.

4.4 RESULTS FROM SAMPLING FILL AREA – ELEVATED SOCCER FIELDS

Sample results from the Elevated Soccer Field Area are listed in Table 5 and shown on Figure 16. Results exceeding TACO Tier I residential or construction worker ROs are highlighted in the table, and also appear on the figure. In addition, soil sample results that exceed the MAC for clean soil reuse are listed and highlighted in the table and figure.

VOCs were not detected at concentrations above ROs or MAC criteria for soil reuse.

Benzo(a)anthracene and dibenzo(a,h)anthracene were detected in one sample (SF-SB-2-0003) from boring SF-SB-2 at concentrations above the residential ingestion ROs and also above Metropolitan Statistical Averages (MSA), which are the MACs for these compounds. Detections above ROs in one of nine samples suggests that this is not indicative of a larger concern with the material, but does indicate that some of the material may have to be screened to remove possibly present contamination if the area is disturbed.

Arsenic was detected in one soil sample (SF-SB-2-0003) at a concentration above the Tier I residential ingestion RO. This result was not associated with observed evidence of contamination and may be associated with naturally occurring arsenic; however, the result is associated with fill material, the source of which is unknown.

No other metals were detected at concentrations above TACO Tier I ROs. Iron and manganese, however, were detected above MAC soil reuse criteria. The MAC criteria could apply only if this soil would be reused elsewhere on site; however, the MACs are not risk-based standards for these metals, so the soil, if managed in place, would meet TACO Tier I ROs except for arsenic at one location, as noted above.

4.5 RESULTS FROM SAMPLING FILL AREAS – WEST OF POWER PLANT

Sample results from the fill areas west of the Power Plant are listed in Table 6 and shown on Figure 17. Results exceeding TACO Tier I residential or construction worker ROs are highlighted in the table and also appear on the figure. In addition, soil sample results that exceed the MAC for clean soil reuse are shown and highlighted in the table and figure.

Samples were collected within two areas; the materials in both areas are different, and are discussed separately.

Large Fill Area – West of Power Plant: The larger fill area was investigated by use of four Test Pits (TP-1 through TP-4).

No samples for analyses for VOCs were collected due to lack of any observed evidence of contamination or suspect fill.

No PAHs, SVOCs, PCBs, pesticide compounds, or herbicide compounds were detected.

No metals were detected at concentrations above TACO Tier I ROs. Iron and chromium manganese, however, were detected above the MAC soil reuse criteria. Tetra Tech notes that the chromium MAC criteria is based on the most conservative pH-specific TACO Tier I RO for the soil component of the groundwater ingestion pathway. The MAC criteria for chromium is not exceeded as the pH-specific RO is not exceeded for any of the samples. In addition, the MAC criteria could apply only if this soil would be reused elsewhere on site; however, the MACs are not risk-based standards for these metals, so the soil, if managed in place, would meet TACO Tier I ROs.

Fill Area Just West of Power Plant: The smaller fill area was investigated by use of three Test Pits (TP-5 through TP -7).

No samples for analyses for VOCs were collected due to lack of any observed evidence of contamination or suspect fill.

PAHs were detected at concentrations above Tier I ROs and the MSA in one of three samples. This sample was from the area that had been noted to have lime sludge and ash. Benzo(a)anthracene, benzo(a)pyrene, benzo(b)fluoranthene, dibenzo(a,h)anthracene, and indeno(1,2,3-cd)pyrene were detected at concentrations above the Tier I ROs in the sample from Test Pit 7.

Mercury was detected at one location (Test Pit 7) at a concentration above the TACO Tier I RO for construction worker inhalation. This RO is based on presence of elemental mercury, which would be unlikely in ash, a combustion product; however, this material is inherently waste-like and would likely have to be managed as such.

Iron and chromium, however, were detected above the MAC soil reuse criteria. As noted above, the pH specific RO is not exceeded for chromium, so the MAC criteria is not applicable for chromium. In addition, the MAC criteria could apply only if this soil would be reused elsewhere on site; however, as noted above, this material consists of largely rubble and ash and possibly contains hazardous debris (like a lead-acid battery), so management in place is not a reasonable option for this material.

4.6 SAMPLING RESULTS FROM LIME PIT AREA SAMPLING

Sample results from the soil around the Lime Pit and Lime Pit sludge are listed in Tables 7A and 7B, respectively, and are shown on Figure 18. Results from the soil samples that exceed TACO Tier I residential or construction worker ROs or the MAC for clean soil reuse are also shown and highlighted in the table and figure.

No TAL metals were detected at concentrations above TACO Tier I ROs in soil samples. Iron and manganese, however, were detected above the MAC soil reuse criteria. The MAC criteria could apply only if this material would be reused elsewhere on site; however, the soil meets TACO Tier I ROs and can be managed in place.

Samples were also investigated for waste disposal characteristics. The results indicate that if managed as a waste, the material would meet disposal criteria for non-special or special waste. The material may have value for reuse, as it can be used as a nutrient supplement on crop land.

4.7 SAMPLE RESULTS – TRANSFORMER AREAS SOIL SAMPLING

Transformer results are listed in Table 8 and shown on Figures 19A and 19B.

PCBs were not detected at most locations; all results, however were below the TACO Tier I RO and the MAC criteria for clean soil reuse.

PCBs were detected at low concentrations in soils near the Pine Hall transformer and the Power Plant transformer. Detection of PCBs suggests that these transformers may contain PCB fluids or may have contained PCB fluids in the past; however, the definition of non-PCB containing transformers includes PCB concentrations up to 50 milligrams per liter, so the transformer fluids would have to be tested to evaluate whether they contain PCBs.

The soil results suggest that the transformer use has not resulted in a release to surface soils requiring any further action.

4.8 SAMPLE RESULTS – FLUORESCENT LIGHT BULB BREAKING AREA

Soil sample results from the Fluorescent Light Bulb Breaking Area are listed in Table 9 and shown on Figure 20.

Results from all samples of mercury content exceed an applicable Tier I RO construction worker inhalation and the MAC criterion for clean soil reuse. The result from one sample (44 mg/kg) also exceeds the residential ingestion RO of 23 mg/kg for mercury.

The mercury-contaminated soil would have to be remediated in this area prior to site development.

4.9 SAMPLE RESULTS – LEAD IN SOIL POWER PLANT AREA

Soil sample results from the Power Plant and surrounding areas are listed in Table 10 and shown on Figure 21.

Results from about half the samples (14 of 22) indicated exceedance by lead concentration of the Tier I RO for the soil component of groundwater ingestion, which is also the MAC criterion for soil reuse. One sample result (at location SS-18) also exceeded the Tier I residential ingestion RO.

The results indicate that surface soil in this area may require some spot remediation after demolition and prior to redevelopment.

5.0 SUMMARY OF FINDINGS

Results of the investigation indicate that sufficient information is available to estimate environmental liabilities for identified RECs to the subject property.

Generally, the results indicate only limited detections of contaminants at the site. Significant contamination was not found at the LUST, UST, and AST areas; however, issues remain that would have to be addressed through site closure under the LUST program or the Site Remediation Program. These issues include closure of the two open LUST incidents and removal of remaining USTs and UST systems within the Power Plant and Maintenance Building areas.

Other issues may require spot remediation of surface soil—including mercury detected in the Fluorescent Bulb Breaking Area in the Cedar Hall Area; lead in surface soil in the Power Plant Area; and the fill material just west of the Power Plant Area.

The soil sampling data acquired from the transformer areas suggest that soil contamination is not present within these areas, but that transformers in the Pine Hall and Power Plant Area may contain PCBs or may have contained PCBs in the past. Although PCBs were not detected in soil samples collected near the transformers, the transformers outside of the HDC are owned by the State of Illinois and are generally considered older transformers that would have contained PCB fluids at some earlier time. Even if they have been retrofitted, PCBs may be present in the dielectric fluids, and the transformers when removed will have to be managed as PCB-contaminated unless sampled and found not to contain PCBs. Sampling of dielectric fluid would require taking the transformers off line and sampling them; this was not within the scope of the Phase II site assessment.

The larger fill areas, including the large area west of the Power Plant and the Soccer Field Area, appear to contain mostly fill that can be reused if properly sorted to remove debris and then sampled to confirm that it meets MAC criteria or complies with TACO. Some results from both of these areas exceeded MAC criteria for soil reuse, but the large fill area west of the Power Plant does not appear to have any debris that would be a concern and was not found to contain any contaminants at concentrations above TACO Tier I ROs. The Soccer Field Area appears to contain debris at most locations; this area could either be managed in place, or, if necessary to develop the area, the soil could be screened to remove debris, sorted and sampled, and then managed on site if structurally suitable.

The lime pit sludge may have a beneficial reuse as a crop nutrient. If not suitable for reuse, it would have to be managed as a special or non-special waste, and removed.

6.0 REFERENCES

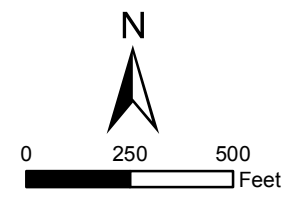
- ASTM International (ASTM). 2013. *Standard Practice for Environmental Site Assessments: Phase I Environmental Site Assessment Process*. E 1527-13.
- Environmental Consulting Group (ECG). 2013a. Phase I Environmental Site Assessment, Tinley Park Mental Health Center and Howe Development Center, 7400 to 7600 W. 183rd Street. September 12.
- ECG. 2013b. Hazardous Materials Assessment, Tinley Park Mental Health Center and Howe Development Center, 7400 to 7600 W. 183rd Street. September 12.
- ECG. 2013c. Lead-Based Paint Report, Tinley Park Mental Health Center and Howe Development Center, 7400 to 7600 W. 183rd Street. September 23.
- ECG. 2013d. NESHAP Pre-Demolition Asbestos Inspection, Tinley Park Mental Health Center and Howe Development Center, 7400 to 7600 W. 183rd Street. September 25.
- ECG. 2014. Summary of Environmental Conditions, Tinley Park Mental Health Center and Howe Development Center, 7400 to 7600 W. 183rd Street. March 4.
- Gannett Fleming. 1995. Forty-Five Day Report for Illinois Emergency Management Agency Incident Number 951781. October 5.
- Gannett Fleming. 1996. Forty-Five Day Report for Illinois Emergency Management Agency Incident Number 952428. January 12.

FIGURES

(21 Sheets)



- Legend**
- - - Approximate Outline of Suspected Fill Area
 - Approximate Site Boundary
 - - - Approximate Tunnel Location
 - E- Live Electric Line
 - G- Live Gas Line
 - W- Live Water Line
 - Text** Building structure or significant site feature



FORMER TINLEY MENTAL HEALTH CENTER
TINLEY PARK, ILLINOIS

FIGURE 1
SITE LAYOUT MAP



8/18/2014 G:\P\3304-Tinley Park\mxd\2014-08\Fig1-SiteLayout.mxd m_banh



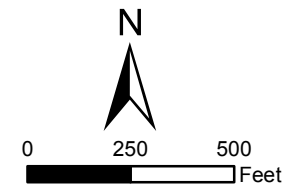


Legend

- - - Approximate Outline of Suspected Fill Area
- Approximate Site Boundary
- - - Approximate Tunnel Location
- Live Electric Line
- Live Gas Line
- Live Water Line
- Text** Building structure or significant site feature
- Text** Recognized Environmental Concern or other potential environmental concern

Notes:

1. Other issues - Asbestos, Universal Waste, and Hazardous Materials, Aboveground Storage Tanks within Buildings and Tunnels are not all shown on this figure.
2. Specific Transformers and Aboveground Storage Tank locations are not all shown on this figure.
3. Potential lead in soil concerns are not shown on this figure.



FORMER TINLEY MENTAL HEALTH CENTER
TINLEY PARK, ILLINOIS

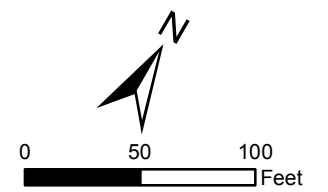
FIGURE 2
RECOGNIZED ENVIRONMENTAL CONCERNS / ENVIRONMENTAL ISSUES



8/26/2014 G:\P\3304-Tinley Park\mxd\2014-08\Fig2-EnvironmentalIssues.mxd m.barrh



- Legend**
- Soil Boring Location
 - LUST Investigation Area
 - Active UST
 - Approximate Tunnel Location
 - E— Live Electric Line
 - G— Live Gas Line
 - W— Live Water Line
- Text** Building structure or significant site feature
- UST = Underground Storage Tank
- LUST = Leaking Underground Storage Tank



FORMER TINLEY MENTAL HEALTH CENTER
TINLEY PARK, ILLINOIS

FIGURE 3
FORMER LUST AND ACTIVE UST INVESTIGATION AREAS

Tt TETRA TECH

8/26/2014 G:\P\3304-Tinley Park\mxd\2014-08\Fig-3-US InvestigationArea.mxd m_banh

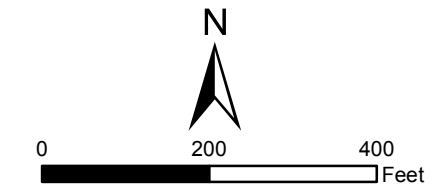




Legend

- Soil Boring Location
- Active AST
- Location Inaccessible
- Howe Development Center AST Pad Area (specific locations for five pads not shown)
- Approximate Tunnel Location
- E— Live Electric Line
- G— Live Gas Line
- W— Live Water Line
- Approximate Site Boundary

AST = Aboveground Storage Tank
 Text Building structure or significant site feature



FORMER TINLEY MENTAL HEALTH CENTER
 TINLEY PARK, ILLINOIS

FIGURE 4
 AST AND FORMER UST/LUST
 INVESTIGATION AREAS

8/21/2014 G:\P\3304-Tinley Park\mxd\2014-08\Fig-4-ASTandFormerUSTArea.mxd m_banbh



- Legend**
- Soil Boring Location
 - Drum Accumulation Investigation Area
 - Text** Building structure or significant site feature

FORMER TINLEY MENTAL HEALTH CENTER
TINLEY PARK, ILLINOIS

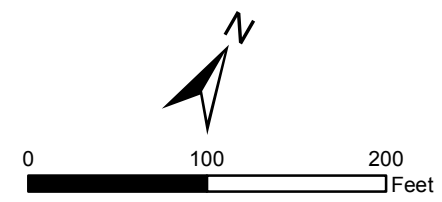
FIGURE 5
OUTSIDE DRUM ACCUMULATION
INVESTIGATION AREAS



8/26/2014 G:\P\3304-Tinley Park\mxd\2014-08\Fig5-Drum Accumulation Investigation Areas.mxd m.banh



- Legend**
- Soil Boring Location
 - Approximate Tunnel Location
 - Live Electric Line
 - Live Gas Line
 - Live Water Line
 - Approximate Outline of Suspected Fill Area
 - Text** Building structure or significant site feature



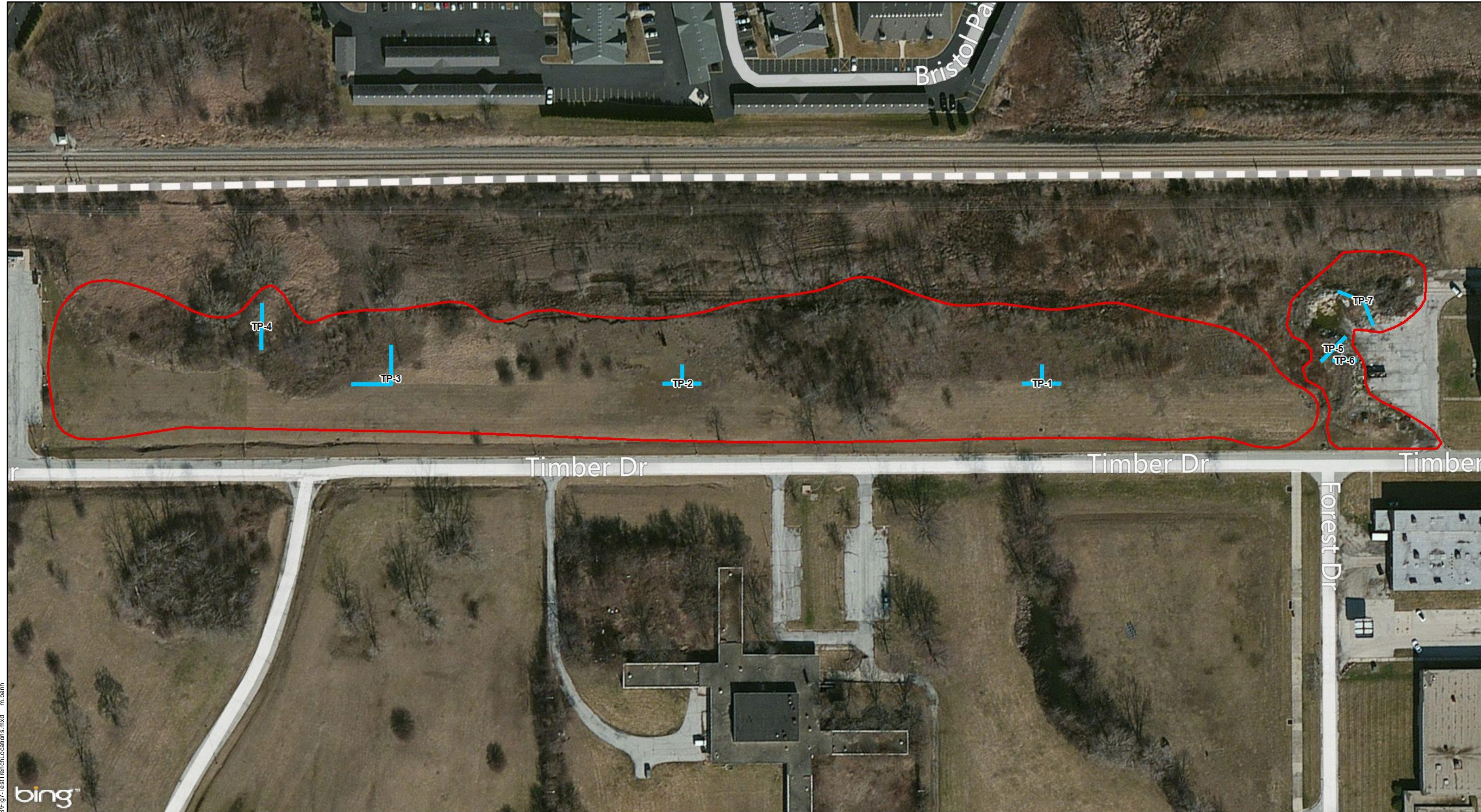
FORMER TINLEY MENTAL HEALTH CENTER
 TINLEY PARK, ILLINOIS

FIGURE 6
 SOIL BORING LOCATIONS
 IN ELEVATED SOCCER FIELD - NORTH



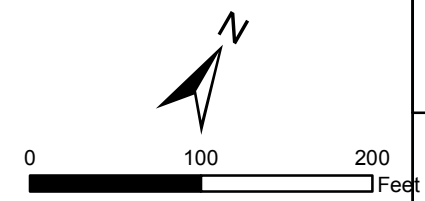
8/18/2014 G:\P\3304-Tinley Park\mxd\2014-08\Fig6-ProposedSBInSoccerField.mxd m.banh





Legend


- └┘ Test Pit Location (not to scale)
- Approximate Fill Boundary






FORMER TINLEY MENTAL HEALTH CENTER
TINLEY PARK, ILLINOIS

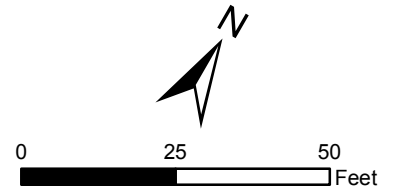
FIGURE 7
SUSPECTED FILL AREAS
TEST TRENCH LOCATIONS





8/18/2014 8:19:30 AM G:\P\304-Tinley Park\mxd\2014-08\Fig8-LimePitSamplingLoc.mxd m_barth

- Legend**
-  Soil Boring Location
 -  Waste Sample Location
(samples were combined for composite sample)
 -  Approximate Lime Pit Boundary



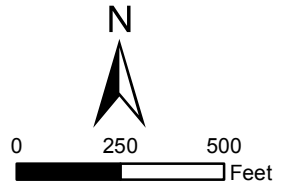
FORMER TINLEY MENTAL HEALTH CENTER
TINLEY PARK, ILLINOIS

FIGURE 8
LIME PIT
SAMPLING LOCATIONS





- Legend**
- Transformer Sampling Location
 - Approximate Boundary of Howe Development Transformer Sampling Area
 - Approximate Site Boundary
 - Text** Building structure or significant site feature



FORMER TINLEY MENTAL HEALTH CENTER
TINLEY PARK, ILLINOIS

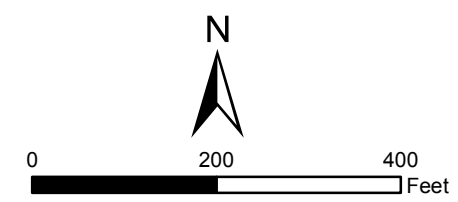
FIGURE 9A
TRANSFORMER SAMPLING LOCATIONS



8/18/2014 G:\P\3304-Tinley Park\mxd\2014-08-Fig9A-TransformerSampleLoc.mxd m.bath



- Legend**
- Transformer
 - Approximate Boundary of Howe Development
 - Approximate Site Boundary
 - Text** Building structure or significant site feature



FORMER TINLEY MENTAL HEALTH CENTER
 TINLEY PARK, ILLINOIS

FIGURE 9B
 TRANSFORMER SAMPLING LOCATIONS
 HOWE DEVELOPMENT CENTER



8/22/2014 G:\P\3304-Tinley Park\mxd\2014-08\Fig9B-TransformerSampleLoc.mxd m.banh

Timber Dr



- Legend**
- Soil Sample Location
 - ⊠ Investigation Area
 - Text** Building structure or significant site feature

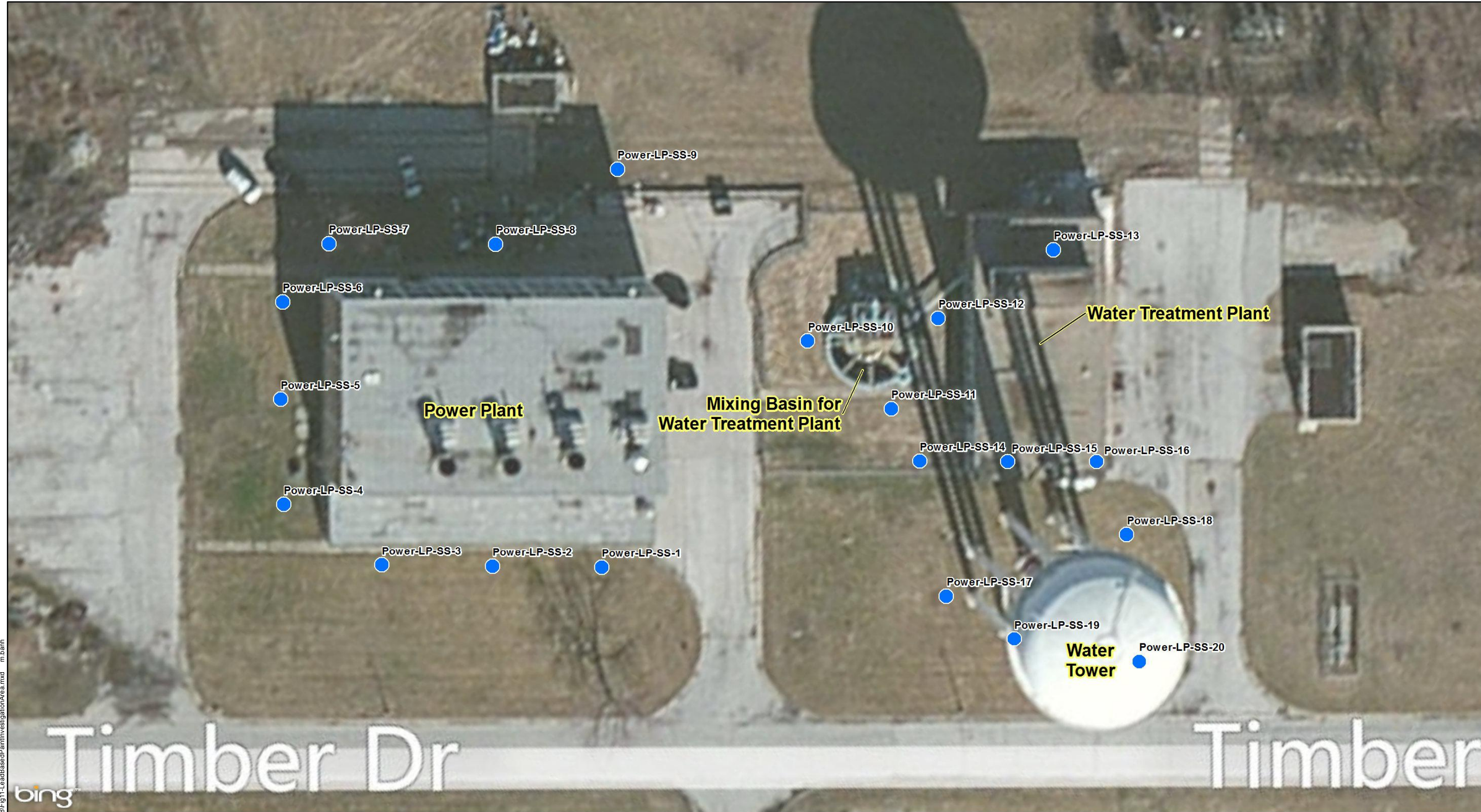
FORMER TINLEY MENTAL HEALTH CENTER
TINLEY PARK, ILLINOIS

FIGURE 10
BROKEN FLUORESCENT LIGHT
BULB INVESTIGATION AREA



8/20/2014 G:\P\3304-Tinley Park\mxd\2014-08\Fig10-LightBulbInvestigationArea.mxd m.barh



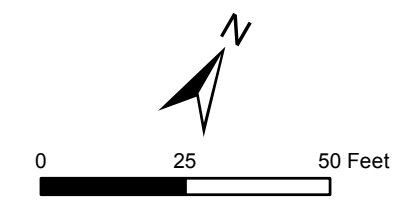


Legend

- Approximate Surface Soil Sampling Location (sample grassy areas)
- Text** Building structure or significant site feature

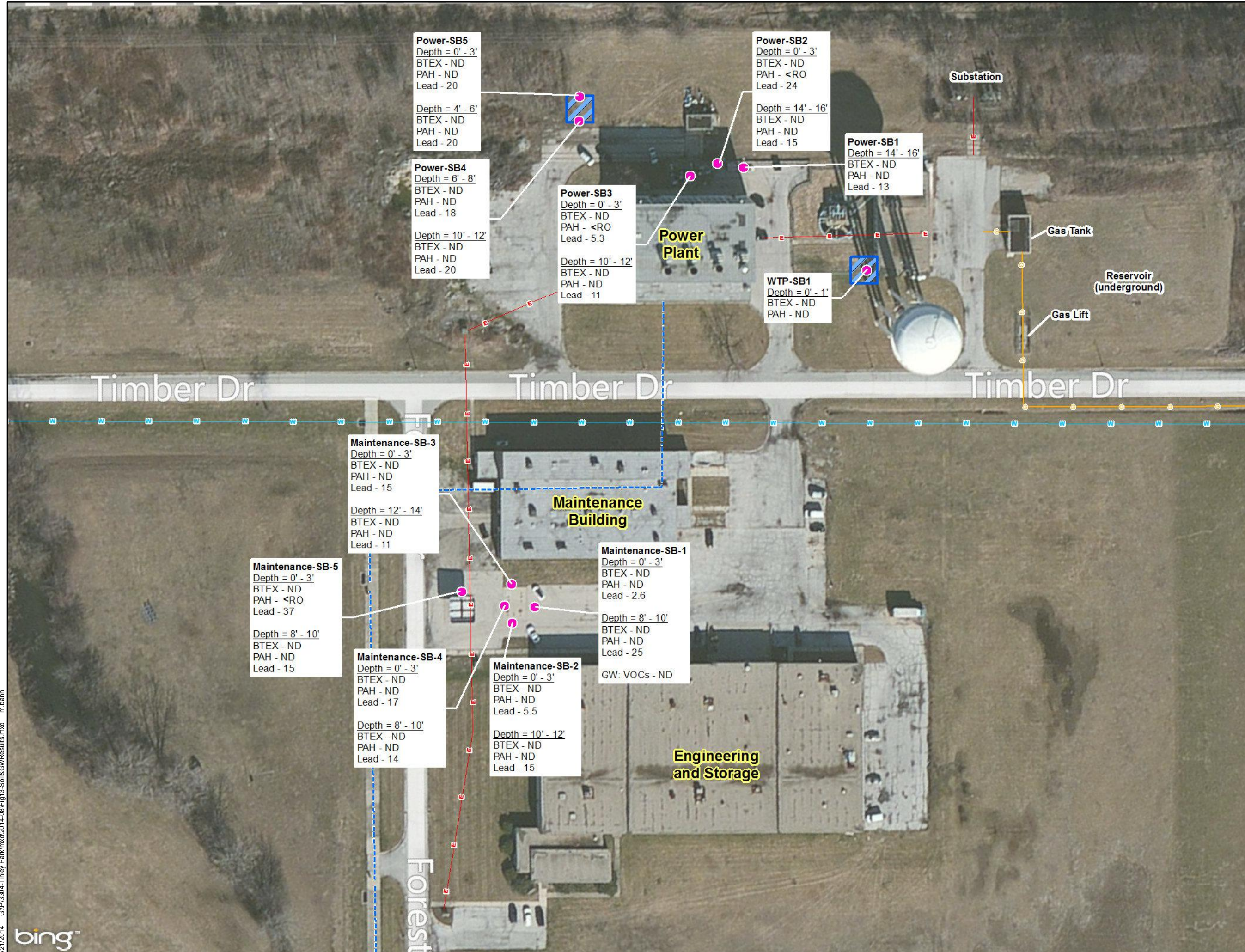
Note:

1. Power-LP-SS19 and Power-LP-SS-20 surface soil sampling locations are located under the water tower.



FORMER TINLEY MENTAL HEALTH CENTER TINLEY PARK, ILLINOIS
FIGURE 11 LEAD BASED PAINT INVESTIGATION AREA
TETRA TECH

8/20/2014 G:\P\3304-Tinley Park\mxd\2014-08\Fig11-LeadBasedPaintInvestigationArea.mxd m.banh



Legend

- Soil Boring Location
- LUST Investigation Area
- Approximate Tunnel Location
- E— Live Electric Line
- G— Live Gas Line
- W— Live Water Line
- Text** Building structure or significant site feature

Results in milligrams per kilogram

UST = Underground Storage Tank

LUST = Leaking Underground Storage Tank

ND - Not Detected

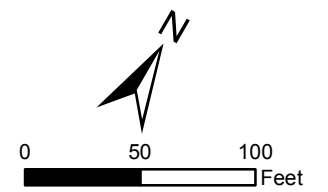
PAH - Polycyclic Aromatic Hydrocarbons

BTEX - Benzene, Toluene, Ethylbenzene, and Xylenes

RO - Remediation objective

GW - Groundwater

See Table 1A, 1B, and 2.



FORMER TINLEY MENTAL HEALTH CENTER
TINLEY PARK, ILLINOIS

FIGURE 13
SOIL AND GROUNDWATER RESULTS,
LUST AND ACTIVE UST
INVESTIGATION AREA

Tt TETRA TECH

8/21/2014 G:\P\3304-Tinley Park\mxd\2014-08\Fig13-Soil&GWResults.mxd m.barth





HDC-AST-SB-3
Benzene - 0.039
Ethylbenzene - ND
Toluene - 0.0070
Xylene - ND
PAH - ND

HDC-AST-SB-1
BTEX - ND
PAH - ND

HDC-AST-SB-2
BTEX - ND
PAH - ND

Pine-ST-SB-1
BTEX - ND
PAH - ND
Lead - 23

HDC-AST-SB-4
BTEX - ND
PAH - ND

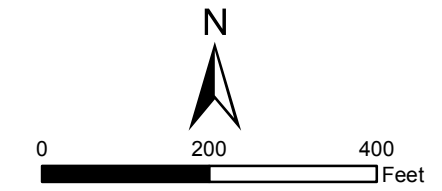
HDC-AST-SB-5
BTEX - ND
PAH - ND

Oak-UST-SB-1
BTEX - ND
PAH - ND
Lead - 21

Maple-UST-SB-1
BTEX - ND
PAH - ND
Lead - 19

Legend	
●	Soil Boring Location
●	Location Inaccessible
 	Howe Development Center AST Pad Area (specific locations for firepads not shown)
Text	Building structure or significant site feature
---	Approximate Tunnel Location
---	Live Electric Line
---	Live Gas Line
---	Live Water Line
 	Approximate Site Boundary

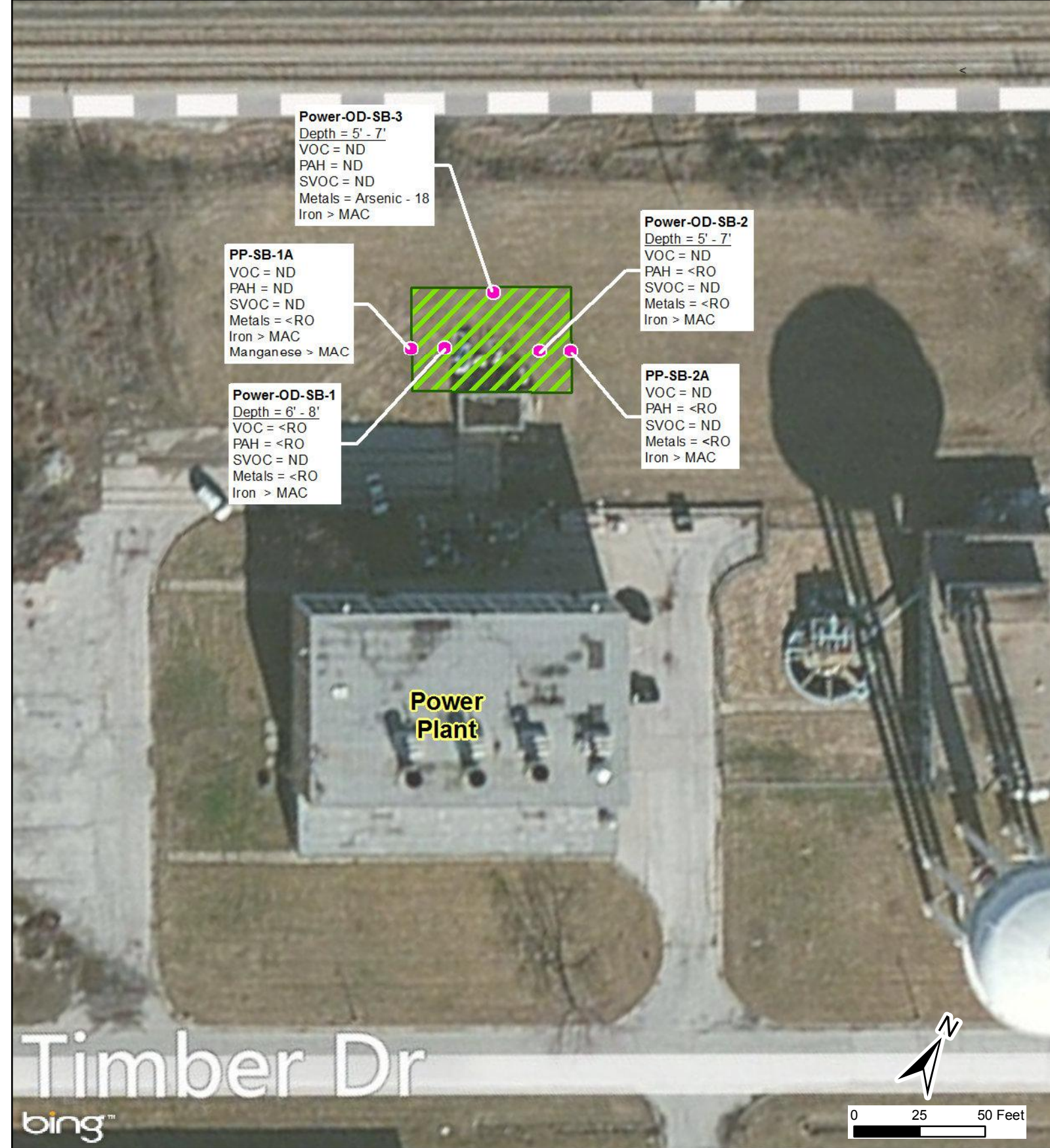
All results in milligrams per kilogram
 BTEX = Benzene, ethylbenzene, toluene, and xylenes
 PAH = Polynuclear aromatic hydrocarbons
 VOC = Volatile organic compounds
 ND = Not detected
 RO = Remediation objective



FORMER TINLEY MENTAL HEALTH CENTER
TINLEY PARK, ILLINOIS

FIGURE 14
SAMPLE RESULTS FOR AST AND FORMER
UST/LUST INVESTIGATION AREAS

8/26/2014 G:\P\3304-Tinley Park\mxd\2014-08\Fig14-AST-UST-Results.mxd m.barth



Legend

- Soil Boring Location
- ▨ Drum Accumulation Investigation Area
- Text Building structure or significant site feature

All results in milligrams per kilogram
 RO = Remediation objective
 ND = Not detected
 PAH = Polynuclear aromatic hydrocarbons
 Metals = Target Analyte List metals
 SVOC = Semivolatile organic compounds
 VOC = Volatile organic compounds
 MAC = Maximum allowable concentration for clean soil reuse

FORMER TINLEY MENTAL HEALTH CENTER
TINLEY PARK, ILLINOIS

FIGURE 15
SAMPLE RESULTS OUTSIDE DRUM
ACCUMULATION INVESTIGATION AREAS

Tt TETRA TECH

8/21/2014 G:\P\3304-Tinley Park\mxd\2014-08-Fig15-DrumSampleResults.mxd m.banh



SB-8
 Depth = 0' - 3'
 VOC = ND
 PAH < RO
 SVOC = ND
 Metals < RO
 Iron > MAC

SB-7
 Depth = 3' - 6'
 VOC = ND
 PAH = ND
 SVOC = ND
 Metals < RO
 Iron > MAC

SB-6
 Depth = 1' - 4'
 VOC = ND
 PAH < RO
 SVOC = ND
 Metals < RO
 Iron > MAC

SB-4
 Depth = 0' - 3'
 VOC = ND
 PAH < RO
 SVOC = ND
 Metals < RO
 Iron > MAC

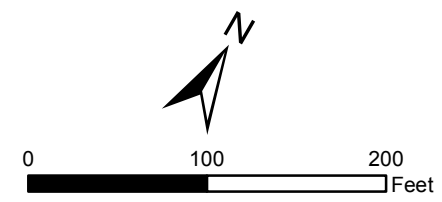
SB-5
 Depth = 0' - 3'
 VOC = ND
 PAH < RO
 SVOC = ND
 Metals < RO
 Iron > MAC
 Chromium > MAC

SB-3
 Depth = 1' - 4'
 VOC = ND
 PAH < RO
 SVOC = ND
 Metals < RO
 Iron > MAC
 Chromium > MAC

SB-2
 Depth = 0' - 3'
 VOC = ND
 PAH > RO
 SVOC = ND
 Metals < RO
 Arsenic = 22
 Iron > MAC
 Chromium > MAC
 Manganese > MAC

SB-1
 Depth = 1' - 4'
 VOC = ND
 PAH < RO
 SVOC = ND
 Metals < RO
 Iron > MAC

- Legend**
- Soil Boring Location
 - Approximate Tunnel Location
 - Live Electric Line
 - Live Gas Line
 - Live Water Line
 - Approximate Outline of Suspected Fill Area
 - Text** Building structure or significant site feature
- All results in milligrams per kilogram
 ND - Not Detected
 PAH - Polycyclic aromatic hydrocarbons
 VOC - Volatile organic compounds
 SVOC Semivolatile VOC
 Metals - Target Analyte List Metals
 RO - Remediation objective
 ND - Not detected
 BAA = Benzp(a)anthracene
 DAA = Dibenzo(a,h)anthracene



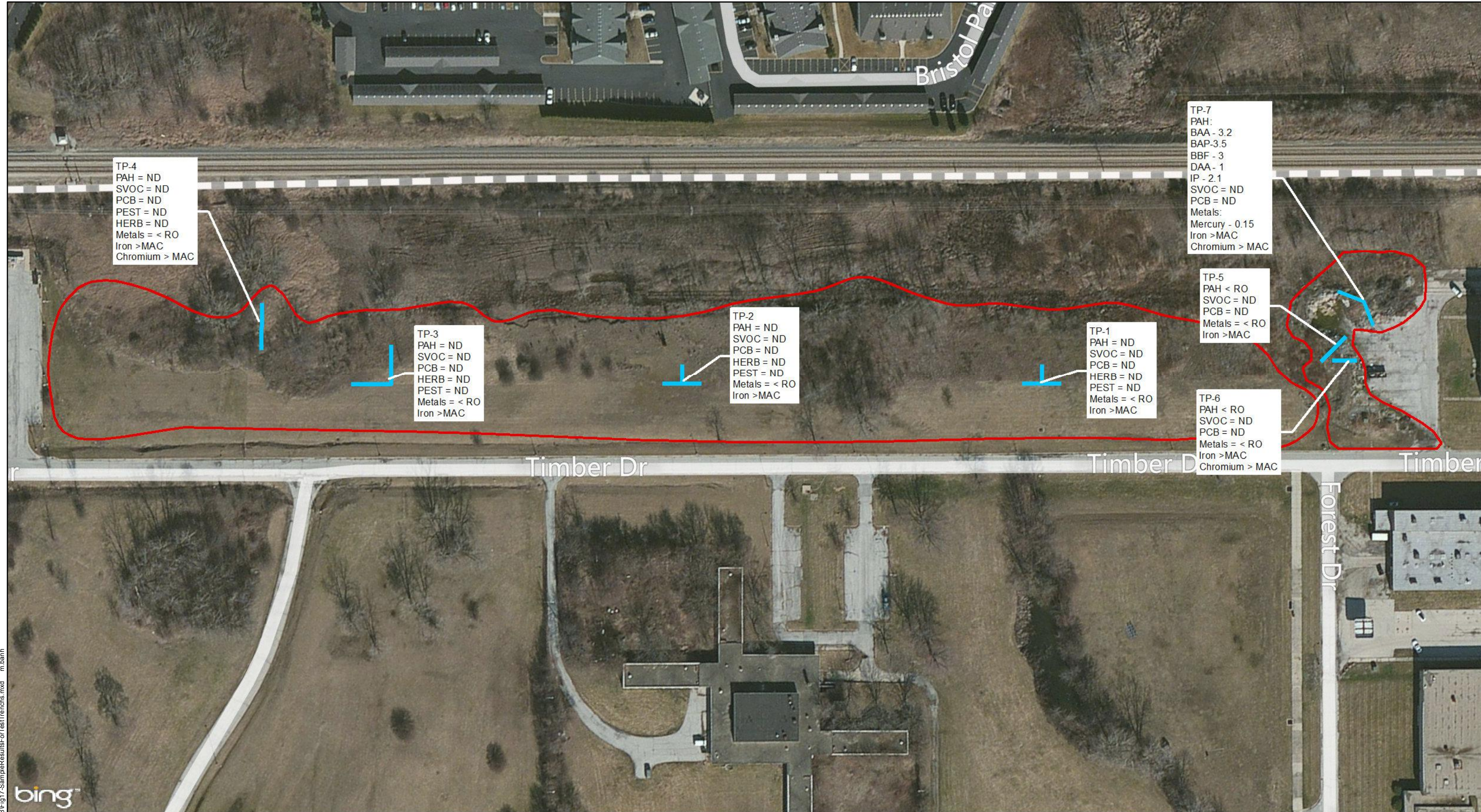
FORMER TINLEY MENTAL
 HEALTH CENTER
 TINLEY PARK, ILLINOIS

FIGURE 16
 SAMPLE RESULTS
 IN ELEVATED SOCCER FIELD



8/22/2014 G:\P\3304-Tinley Park\mxd\2014-08\Fig16-SampleResultsInSoccerField.mxd m.bath





TP-4
 PAH = ND
 SVOC = ND
 PCB = ND
 PEST = ND
 HERB = ND
 Metals = < RO
 Iron >MAC
 Chromium > MAC

TP-3
 PAH = ND
 SVOC = ND
 PCB = ND
 HERB = ND
 PEST = ND
 Metals = < RO
 Iron >MAC

TP-2
 PAH = ND
 SVOC = ND
 PCB = ND
 HERB = ND
 PEST = ND
 Metals = < RO
 Iron >MAC

TP-1
 PAH = ND
 SVOC = ND
 PCB = ND
 HERB = ND
 PEST = ND
 Metals = < RO
 Iron >MAC

TP-7
 PAH:
 BAA - 3.2
 BAP-3.5
 BBF - 3
 DAA - 1
 IP - 2.1
 SVOC = ND
 PCB = ND
 Metals:
 Mercury - 0.15
 Iron >MAC
 Chromium > MAC

TP-5
 PAH < RO
 SVOC = ND
 PCB = ND
 Metals = < RO
 Iron >MAC

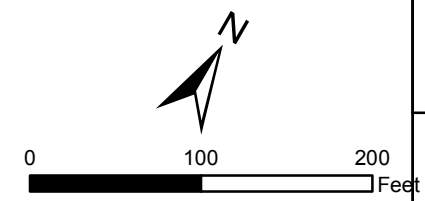
TP-6
 PAH < RO
 SVOC = ND
 PCB = ND
 Metals = < RO
 Iron >MAC
 Chromium > MAC

8/21/2014 G:\P\3304-Tinley Park\mxd\2014-08\Fig17-SampleResultsForTestTrenches.mxd m_banh

- Legend**
- Approximate Test Pit Location (not to scale)
 - Approximate Fill Boundary

All results in milligrams per kilogram
 ND - Not Detected
 PAH - Polycyclic aromatic hydrocarbons
 VOC - Volatile organic compounds
 SVOC Semivolatile VOC
 Metals - Target Analyte List Metals
 RO - Remediation objective
 ND - Not detected

BAA - Benzo(a)anthracene
 BAP - Benzo(a)pyrene
 BBF - Benzo(b)fluoranthene
 DAA - Dibenzo(a,h)anthracene
 IP - Indeno(1,2,3-cd)pyrene



FORMER TINLEY MENTAL HEALTH CENTER
 TINLEY PARK, ILLINOIS

FIGURE 17
 SAMPLE RESULTS FOR
 TEST TRENCH LOCATIONS

TETRA TECH



WASTE - COMPOSITE
 Mercury - 0.35
 pH - 9.3
 TCLP:
 Less than Limits or RO
 Paint Filter - Pass
 Flash Point - None

Lime SB-3
 Depth = 0' - 2'
 Metals < RO
 Iron > MAC

 Depth = 2' - 4'
 Metals < RO
 Iron > MAC

Lime-SB-2
 Depth = 0' - 2'
 Metals <RO

 Depth = 2' - 4'
 Metals <RO
 Iron > MAC
 Manganese > MAC

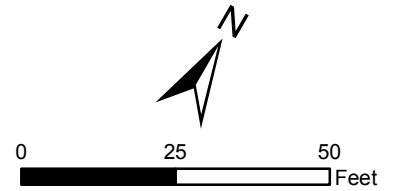
Lime SB-1
 Depth = 0' - 2'
 Metals < RO
 Iron > MAC

Timber Dr



- Legend**
- Soil Boring Location
 - Waste Sample Location
(samples were combined for composite sample)
 - Approximate Lime Pit Boundary

All results in milligrams per kilogram except TCLP results which are in milligrams per liter
 Metals - Target Analyte List metals
 MAC - Maximum Allowable Concentration for clean soil reuse
 RO - Remediation Objective
 ND - Not Detect
 TCLP - Toxicity Characteristic Leaching Procedure



FORMER TINLEY MENTAL HEALTH CENTER
 TINLEY PARK, ILLINOIS

FIGURE 18
 LIME PIT BORINGS AND
 WASTE SAMPLE RESULTS



8/21/2014 G:\P\3304-Tinley Park\mxd\2014-08\Fig18-LimePitSampleResults.mxd m_banh



Legend

- Identified Transformer Sampling Location
- Approximate Boundary of Howe Development Transformer Sampling Area
- Approximate Site Boundary
- Text** Building structure or significant site feature

All results in milligrams per kilogram
 PCB - Polychlorinated biphenyl
 ND - Not detected
 HDC - Howe Development Center
 RO - Remediation objective

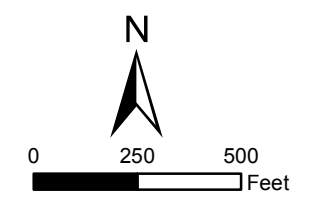
Power-T-SS-1
 PCB < RO
 Aroclor 1254 - 0.46
 Aroclor 1260 - 0.43

Cottage-T-SS-1
 PCB - ND

Pine-T-SS-1
 PCB < RO
 Aroclor 1254 - 0.17
 Aroclor 1260 - 0.16

Spruce-T-SS-1
 PCB - ND

Admin-T-SS-1
 PCB - ND



FORMER TINLEY MENTAL HEALTH CENTER
 TINLEY PARK, ILLINOIS

FIGURE 19A
 SAMPLE RESULTS
 SURFACE SOIL SAMPLES
 TRANSFORMER AREAS



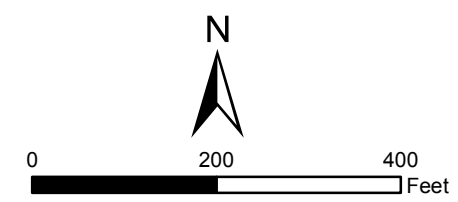
8/21/2014 G:\P\3304-Tinley Park\mxd\2014-08\Fig19A-SSS-sampleResults.mxd m_banh



Legend

- Transformer at HDC
- Approximate Boundary of Howe Development Transformer Sampling Area
- Approximate Site Boundary
- Text** Building structure or significant site feature

All results in milligrams per kilogram
 PCB - Polychlorinated biphenyl
 ND - Not detected\
 HDC - Howe Development Center
 RO - Remediation objective



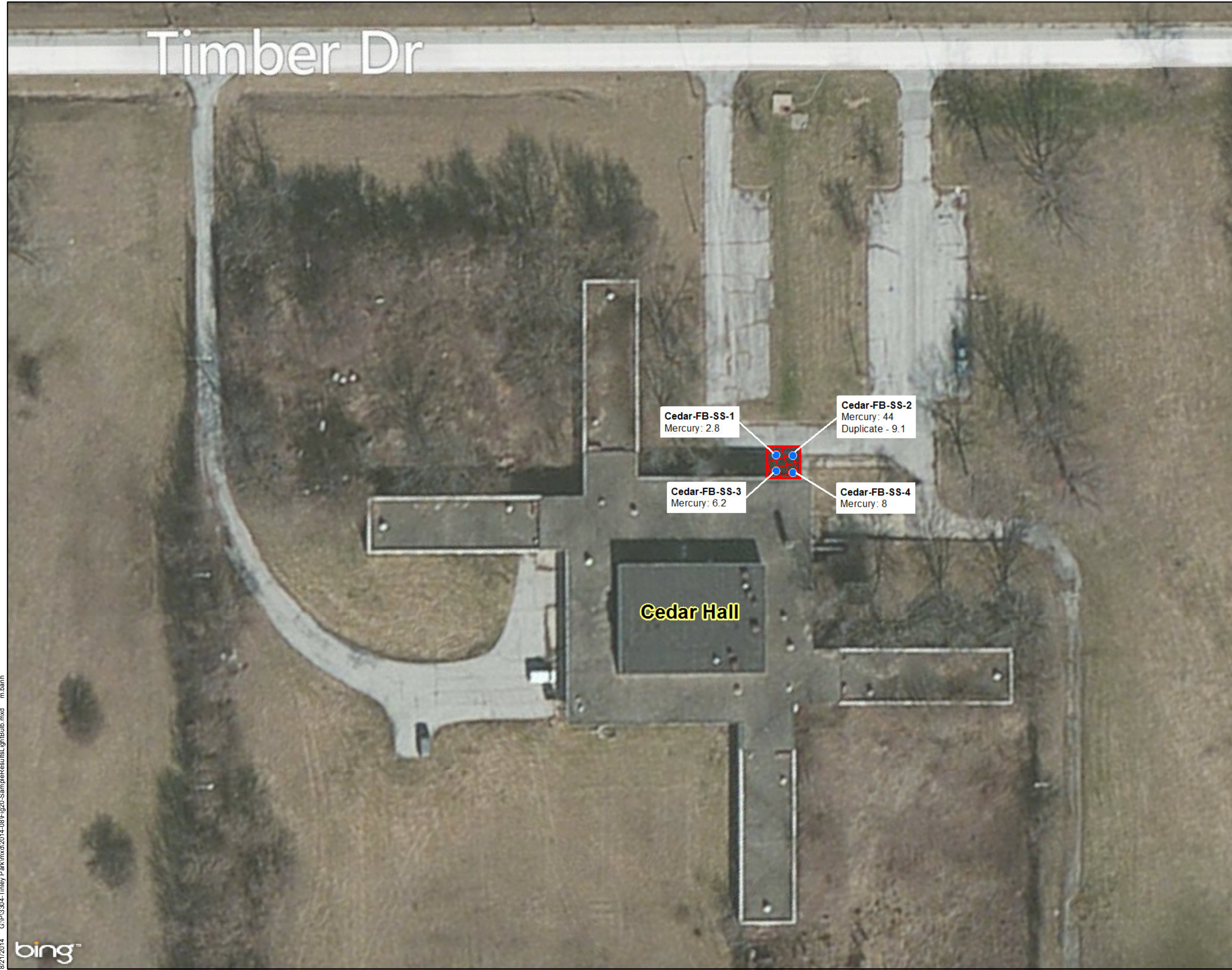
FORMER TINLEY MENTAL HEALTH CENTER
 TINLEY PARK, ILLINOIS

FIGURE 19B
 SAMPLE RESULTS
 SURFACE SOIL SAMPLES
 TRANSFORMERS FROM HDC AREA



8/21/2014 G:\P\3304-Tinley Park\mxd\2014-08\Fig19B-SSS-sampleResults.mxd m_bath

Timber Dr



Legend

- Surface Soil Sample Location
- ☒ Investigation Area
- Text** Building structure or significant site feature

All results in milligrams per kilogram.

All results exceed construction worker inhalation remediation objective for mercury.

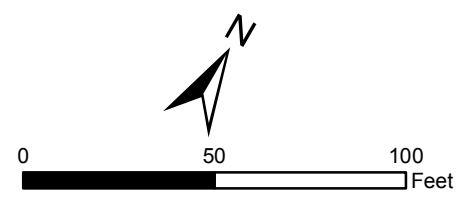
Cedar-FB-SS-1
Mercury: 2.8

Cedar-FB-SS-2
Mercury: 44
Duplicate - 9.1

Cedar-FB-SS-3
Mercury: 6.2

Cedar-FB-SS-4
Mercury: 8

Cedar Hall



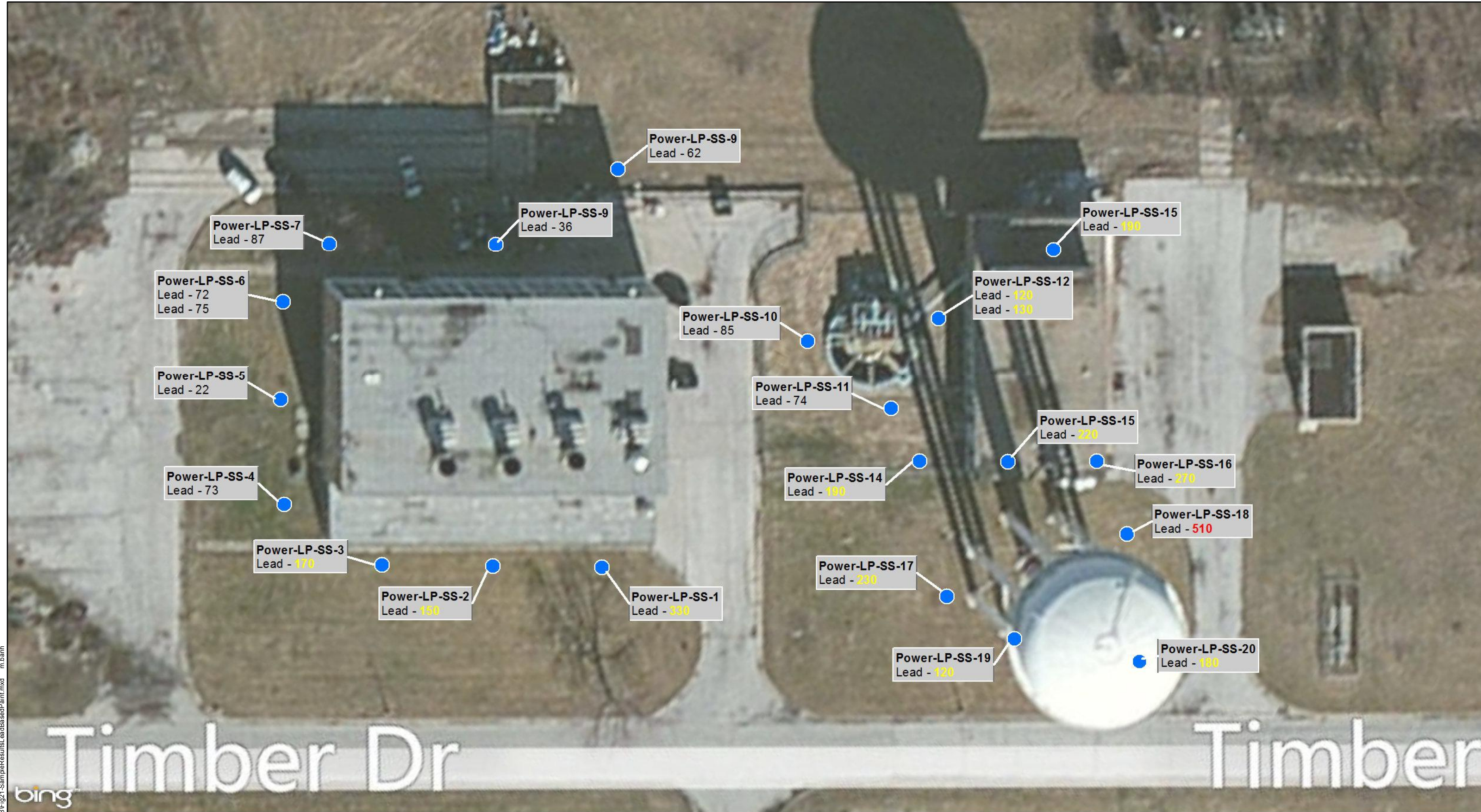
FORMER TINLEY MENTAL HEALTH CENTER
TINLEY PARK, ILLINOIS

FIGURE 20
SURFACE SOIL SAMPLE RESULTS
BROKEN FLUORESCENT LIGHT
BULB BREAKING AREA



8/21/2014 G:\P\3304-Tinley Park\mxd\2014-08\Fig20-SampleResultsLightBulb.mxd m.bahh

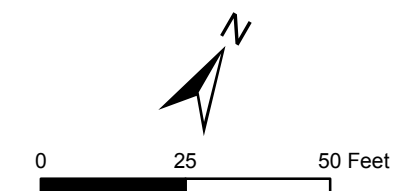




Legend

- Approximate Surface Soil Sampling Location
- 150 Results above MAC
- 510 Results above RO

MAC - Maximum Allowable Concentration Threshold for clean soil reuse
 RO - Remediation Objective



FORMER TINLEY MENTAL HEALTH CENTER
 TINLEY PARK, ILLINOIS

FIGURE 21
 SURFACE SOIL SAMPLE RESULTS
 LEAD BASED PAINT INVESTIGATION AREA

8/21/2014 G:\P\3304-Tinley Park\mxd\2014-08\Fig21-SampleResultsLeadBasedPaint.mxd m.bath

TABLES

(17 Sheets)

TABLE 1A
SOIL RESULTS -- MAINTAINENCE AREA UNDERGROUND STORAGE TANK AREA

		Laboratory ID :																			
		Client Sample ID :																			
		Date Collected :																			
		Route Specific Values for Soil				Soil Component of Groundwater Ingestion Exposure Route Values															
CAS No.	Analyte	Ingestion	Inhalation	Class I	Class II	MAC															
BTEX	71-43-2 Benzene	12	0.8	0.03	0.17	0.17	< 0.0048	< 0.0041	< 0.0055	< 0.0046	< 0.0044	< 0.0044	< 0.0046	< 0.0048	< 0.0046	< 0.0047	< 0.0042	< 0.0042	< 0.0042		
	100-41-4 Ethylbenzene	7,800	400 / 58*	13	19	13	< 0.0048	< 0.0041	< 0.0055	< 0.0046	< 0.0044	< 0.0044	< 0.0046	< 0.0048	< 0.0046	< 0.0047	< 0.0042	< 0.0042	< 0.0042		
	108-88-3 Toluene	16,000	650 / 42*	12	29	12	< 0.0048	< 0.0041	< 0.0055	< 0.0046	< 0.0044	< 0.0044	< 0.0046	< 0.0048	< 0.0046	< 0.0047	< 0.0042	< 0.0042	< 0.0042		
	1330-20-7 Xylenes, Total	16,000	320 / 5.6*	150	150	5.6	< 0.014	< 0.012	< 0.017	< 0.014	< 0.013	< 0.013	< 0.014	< 0.014	< 0.014	< 0.014	< 0.012	< 0.012	< 0.012		
PNA	83-32-9 Acenaphthene	4,700	---	570	2,900	570	< 0.034	< 0.037	< 0.034	< 0.038	< 0.034	< 0.038	< 0.039	0.069	< 0.038	< 0.038	< 0.042	< 0.042	< 0.042		
	208-96-8 Acenaphthylene					NE	< 0.034	< 0.037	< 0.034	< 0.038	< 0.034	< 0.038	< 0.039	< 0.037	< 0.038	< 0.038	< 0.042	< 0.042	< 0.042		
	120-12-7 Anthracene	23,000	---	12,000	59,000	12,000	< 0.034	< 0.037	< 0.034	< 0.038	< 0.034	< 0.038	< 0.039	0.096	< 0.038	0.040	< 0.042	< 0.042	< 0.042		
	56-55-3 Benz(a)anthracene	0.9	---	2	8	1.8	< 0.034	< 0.037	< 0.034	< 0.038	< 0.034	< 0.038	< 0.039	0.29	< 0.038	0.13	< 0.042	< 0.042	< 0.042		
	50-32-8 Benzo(a)pyrene	0.09	---	8	82	2.1	< 0.034	< 0.037	< 0.034	< 0.038	< 0.034	< 0.038	< 0.039	0.27	< 0.038	0.12	< 0.042	< 0.042	< 0.042		
	205-99-2 Benzo(b)fluoranthene	0.9	---	5	25	2.1	< 0.034	< 0.037	< 0.034	< 0.038	< 0.034	< 0.038	< 0.039	0.29	< 0.038	0.13	< 0.042	< 0.042	< 0.042		
	191-24-2 Benzo(g,h,i)perylene					NE	< 0.034	< 0.037	< 0.034	< 0.038	< 0.034	< 0.038	< 0.039	0.13	< 0.038	0.067	< 0.042	< 0.042	< 0.042		
	207-08-9 Benzo(k)fluoranthene	9	---	49	250	2.1	< 0.034	< 0.037	< 0.034	< 0.038	< 0.034	< 0.038	< 0.039	0.23	< 0.038	0.11	< 0.042	< 0.042	< 0.042		
	218-01-9 Chrysene	88	---	160	800	88	< 0.034	< 0.037	< 0.034	< 0.038	< 0.034	< 0.038	< 0.039	0.34	< 0.038	0.16	< 0.042	< 0.042	< 0.042		
	53-70-3 Dibenz(a,h)anthracene	0.09	---	2	7.6	0.42	< 0.034	< 0.037	< 0.034	< 0.038	< 0.034	< 0.038	< 0.039	< 0.037	< 0.038	< 0.038	< 0.042	< 0.042	< 0.042		
	206-44-0 Fluoranthene	3,100	---	4,300	21,000	3,100	< 0.034	< 0.037	< 0.034	< 0.038	< 0.034	< 0.038	< 0.039	0.70	< 0.038	0.31	< 0.042	< 0.042	< 0.042		
	86-73-7 Fluorene	3,100	---	560	2,800	560	< 0.034	< 0.037	< 0.034	< 0.038	< 0.034	< 0.038	< 0.039	0.057	< 0.038	< 0.038	< 0.042	< 0.042	< 0.042		
	193-39-5 Indeno(1,2,3-cd)pyrene	0.9	---	14	69	1.6	< 0.034	< 0.037	< 0.034	< 0.038	< 0.034	< 0.038	< 0.039	0.13	< 0.038	0.060	< 0.042	< 0.042	< 0.042		
	91-20-3 Naphthalene	1,600	170 / 1.8*	12	18	1.8	< 0.034	< 0.037	< 0.034	< 0.038	< 0.034	< 0.038	< 0.039	< 0.037	< 0.038	< 0.038	< 0.042	< 0.042	< 0.042		
	85-01-8 Phenanthrene					NE	< 0.034	< 0.037	< 0.034	< 0.038	< 0.034	< 0.038	< 0.039	0.54	< 0.038	0.19	< 0.042	< 0.042	< 0.042		
	129-00-0 Pyrene	2,300	---	4,200	21,000	2,300	< 0.034	< 0.037	< 0.034	< 0.038	< 0.034	< 0.038	< 0.039	0.54	< 0.038	0.25	< 0.042	< 0.042	< 0.042		
	7439-92-1 Lead	400	---			107	2.6	25	5.5	15	15	12	11	17	14	37	15	15	15		
	pH						8.6	7.5	8.3	7.8	8.5	7.9	7.8	8.1	8.0	7.8	7.2	7.2	7.2		

* - Construction Worker Inhalation Objective from Appendix B, Table B.

- 24 Indicates that result exceeds either a Tier I Residential Remediation Objective, Construction Worker Inhalation Remediation Objective, or a Maximum Allowable Concentration (MAC) Threshold for Clean Soil Reuse
 - NE None established
 - NA Not applicable
- All results in milligrams per kilogram (mg/kg).

TABLE 1B
GROUNDWATER -- MAINTANENCE BUILDING UNDERGROUND STORAGE TANK AREA

				Laboratory ID :		14070878-091
				Client Sample ID :		Maint-GW-1
				Date Collected :		07/21/2014 11:40
				Groundwater Remediation Objective		
	CAS No.	Analyte	Units	Class I	Class II	
VOC	67-64-1	Acetone	mg/L	6.3	6.3	< 0.02
	71-43-2	Benzene	mg/L	0.005	0.025	< 0.005
	75-27-4	Bromodichloromethane	mg/L	0.0002	0.0002	< 0.005
	75-25-2	Bromoform	mg/L	0.001	0.001	< 0.005
	74-83-9	Bromomethane	mg/L	0.0098	0.049	< 0.01
	78-93-3	2-Butanone	mg/L			< 0.02
	75-15-0	Carbon disulfide	mg/L	0.7	3.5	< 0.01
	56-23-5	Carbon tetrachloride	mg/L	0.005	0.025	< 0.005
	108-90-7	Chlorobenzene	mg/L	0.1	0.5	< 0.005
	75-00-3	Chloroethane	mg/L			< 0.01
	67-66-3	Chloroform	mg/L	0.0002	0.001	< 0.005
	74-87-3	Chloromethane	mg/L			< 0.01
	124-48-1	Dibromochloromethane	mg/L	0.14	0.14	< 0.005
	75-34-3	1,1-Dichloroethane	mg/L	0.7	3.5	< 0.005
	107-06-2	1,2-Dichloroethane	mg/L	0.005	0.025	< 0.005
	75-35-4	1,1-Dichloroethene	mg/L	0.007	0.035	< 0.005
	156-59-2	cis-1,2-Dichloroethene	mg/L	0.07	0.2	< 0.005
	156-60-5	trans-1,2-Dichloroethene	mg/L	0.1	0.5	< 0.005
	78-87-5	1,2-Dichloropropane	mg/L	0.005	0.025	< 0.005
	10061-01-5	cis-1,3-Dichloropropene	mg/L	0.001	0.005	< 0.001
	10061-02-6	trans-1,3-Dichloropropene	mg/L	0.001	0.005	< 0.001
	100-41-4	Ethylbenzene	mg/L	0.7	1.0	< 0.005
	591-78-6	2-Hexanone	mg/L			< 0.02
	108-10-1	4-Methyl-2-pentanone	mg/L			< 0.02
	75-09-2	Methylene chloride	mg/L	0.005	0.05	< 0.005
	1634-04-4	Methyl tert-butyl ether	mg/L	0.07	0.07	< 0.005
	100-42-5	Styrene	mg/L	0.1	0.5	< 0.005
	79-34-5	1,1,2,2-Tetrachloroethane	mg/L			< 0.005
	127-18-4	Tetrachloroethene	mg/L	0.005	0.025	< 0.005
	108-88-3	Toluene	mg/L	1.0	2.5	< 0.005
	71-55-6	1,1,1-Trichloroethane	mg/L	0.2	1.0	< 0.005
	79-00-5	1,1,2-Trichloroethane	mg/L	0.005	0.05	< 0.005
	79-01-6	Trichloroethene	mg/L	0.005	0.025	< 0.005
	75-01-4	Vinyl chloride	mg/L	0.002	0.01	< 0.002
	1330-20-7	Xylenes, Total	mg/L	10.0	10.0	< 0.015

mg/L milligrams per liter

TABLE 2 - SOIL RESULTS FROM POWER HOUSE UST/LUST AREA

		Laboratory ID : 14070878-027 14070878-028 14070878-029 14070878-030 14070878-031 14070878-032 14070878-033 14070878-034 14070878-035															
		Client Sample ID : Power-SB-1-1416 Power-SB-2-0003 Power-SB-2-1416 Power-SB-3-0003 Power-SB-3-1012 Power-SB-4-0608 Power-SB-4-1012 Power-SB-5-0003 Power-SB-5-0406															
		Date Collected : 07/22/2014 14:10 07/22/2014 14:38 07/22/2014 14:40 07/23/2014 07:35 07/23/2014 07:40 07/23/2014 08:55 07/23/2014 09:00 07/23/2014 09:22 07/23/2014 09:27															
CAS No.	Analyte	Route Specific Values for Soil		Soil Component of Groundwater Ingestion Exposure Route Values													
		Ingestion	Inhalation	Class I	Class II	MAC											
BTEX	71-43-2 Benzene	12	0.8	0.03	0.17	0.17	< 0.0047	< 0.0043	< 0.0045	< 0.0048	< 0.004	< 0.0058	< 0.0048	< 0.0054	< 0.0046		
	100-41-4 Ethylbenzene	7,800	400 / 58*	13	19	13	< 0.0047	< 0.0043	< 0.0045	< 0.0048	< 0.004	< 0.0058	< 0.0048	< 0.0054	< 0.0046		
	108-88-3 Toluene	16,000	650 / 42*	12	29	12	< 0.0047	< 0.0043	< 0.0045	< 0.0048	< 0.004	< 0.0058	< 0.0048	< 0.0054	< 0.0046		
	1330-20-7 Xylenes, Total	16,000	320 / 5.6*	150	150	5.6	< 0.014	< 0.013	< 0.013	< 0.014	< 0.012	< 0.017	< 0.014	< 0.016	< 0.014		
PNA	83-32-9 Acenaphthene	4,700	---	570	2,900	570	< 0.039	0.15	< 0.04	< 0.034	< 0.034	< 0.043	< 0.038	< 0.04	< 0.039		
	208-96-8 Acenaphthylene					NE	< 0.039	< 0.034	< 0.04	< 0.034	< 0.034	< 0.043	< 0.038	< 0.04	< 0.039		
	120-12-7 Anthracene	23,000	---	12,000	59,000	12,000	< 0.039	0.39	< 0.04	< 0.034	< 0.034	< 0.043	< 0.038	< 0.04	< 0.039		
	56-55-3 Benz(a)anthracene	0.9	---	2	8	1.8	< 0.039	0.80	< 0.04	< 0.034	< 0.034	< 0.043	< 0.038	< 0.04	< 0.039		
	50-32-8 Benzo(a)pyrene	0.09	---	8	82	2.1	< 0.039	0.81	< 0.04	< 0.034	< 0.034	< 0.043	< 0.038	< 0.04	< 0.039		
	205-99-2 Benzo(b)fluoranthene	0.9	---	5	25	2.1	< 0.039	0.85	< 0.04	< 0.034	< 0.034	< 0.043	< 0.038	< 0.04	< 0.039		
	191-24-2 Benzo(g,h,i)perylene					NE	< 0.039	0.45	< 0.04	< 0.034	< 0.034	< 0.043	< 0.038	< 0.04	< 0.039		
	207-08-9 Benzo(k)fluoranthene	9	---	49	250	2.1	< 0.039	0.60	< 0.04	< 0.034	< 0.034	< 0.043	< 0.038	< 0.04	< 0.039		
	218-01-9 Chrysene	88	---	160	800	88	< 0.039	0.83	< 0.04	< 0.034	< 0.034	< 0.043	< 0.038	< 0.04	< 0.039		
	53-70-3 Dibenz(a,h)anthracene	0.09	---	2	7.6	0.42	< 0.039	0.20	< 0.04	< 0.034	< 0.034	< 0.043	< 0.038	< 0.04	< 0.039		
	206-44-0 Fluoranthene	3,100	---	4,300	21,000	3,100	< 0.039	1.9	< 0.04	0.037	< 0.034	< 0.043	< 0.038	< 0.04	< 0.039		
	86-73-7 Fluorene	3,100	---	560	2,800	560	< 0.039	0.16	< 0.04	< 0.034	< 0.034	< 0.043	< 0.038	< 0.04	< 0.039		
	193-39-5 Indeno(1,2,3-cd)pyrene	0.9	---	14	69	1.6	< 0.039	0.40	< 0.04	< 0.034	< 0.034	< 0.043	< 0.038	< 0.04	< 0.039		
	91-20-3 Naphthalene	1,600	170 / 1.8*	12	18	1.8	< 0.039	< 0.034	< 0.04	< 0.034	< 0.034	< 0.043	< 0.038	< 0.04	< 0.039		
	85-01-8 Phenanthrene					NE	< 0.039	1.6	< 0.04	< 0.034	< 0.034	< 0.043	< 0.038	< 0.04	< 0.039		
	129-00-0 Pyrene	2,300	---	4,200	21,000	2,300	< 0.039	1.6	< 0.04	0.036	< 0.034	< 0.043	< 0.038	< 0.04	< 0.039		
Inorganics																	
7439-92-1	Lead	400	---			107	13	24	15	5.3	11	18	20	20	20		
	pH					NA	7.8	9.0	8.1	8.9	7.9	8.4	8.3	8.1	7.6		

* - Construction Worker Inhalation Objective from Appendix B, Table B.

24 Indicates that result exceeds either a Tier I Residential Remediation Objective, Construction Worker Inhalation Remediation Objective, or a Maximum Allowable Concentration (MAC) Threshold for Clean Soil Reuse

NE None established

NA Not applicable

All results in milligram per kilogram (mg/kg).

TABLE 3 -- SOIL RESULTS FROM THE HDC AREA AND OTHER UST/LUST AND AST AREAS

		Laboratory ID : 14080039-005 14080039-006 14080039-007 14080039-008 14080039-009 14080039-010 14080039-014 14080039-015 14080039-016 14080039-017																
		Client Sample ID : HDC-AST-SB-1 HDC-AST-SB-1-D HDC-AST-SB-2 HDC-AST-SB-3 HDC-AST-SB-4 HDC-AST-SB-5 Oak -UST-SB- 1 Pine -UST-SB- 1 Maple -UST-SB- 1 WTP -SB- 01																
		Date Collected : 07/31/2014 11:25 07/31/2014 11:25 07/31/2014 11:55 07/31/2014 13:20 07/31/2014 13:45 07/31/2014 14:10 08/01/2014 09:45 08/01/2014 10:30 08/01/2014 13:45 08/01/2014 14:00																
CAS No.	Analyte	Route Specific Values for Soil		Soil Component of Groundwater Ingestion Exposure Route Values														
		Ingestion	Inhalation	Class I	Class II	MAC												
BTEX	71-43-2 Benzene	12	0.8	0.03	0.17	0.17	< 0.0048	< 0.0074	< 0.0042	0.039	< 0.0046	< 0.0043	< 0.006	< 0.0058	< 0.0062			
	100-41-4 Ethylbenzene	7,800	400 / 58*	13	19	13	< 0.0048	< 0.0074	< 0.0042	< 0.0038	< 0.0046	< 0.0043	< 0.006	< 0.0058	< 0.0062			
	108-88-3 Toluene	16,000	650 / 42*	12	29	12	< 0.0048	< 0.0074	< 0.0042	0.0070	< 0.0046	< 0.0043	< 0.006	< 0.0058	< 0.0062			
	1330-20-7 Xylenes, Total	16,000	320 / 5.6*	150	150	5.6	< 0.014	< 0.022	< 0.013	< 0.011	< 0.014	< 0.013	< 0.018	< 0.017	< 0.019			
VOC	67-64-1 Acetone	70,000	100,000	25	25	25							< 0.072					
	71-43-2 Benzene	12	0.8	0.03	0.17	0.17							< 0.0048					
	75-27-4 Bromodichloromethane	10	3,000	0.6	0.6	0.6							< 0.0048					
	75-25-2 Bromoform	81	53	0.8	0.8	0.8							< 0.0048					
	74-83-9 Bromomethane	110	10 / 3.9*	0.2	1.2	0.2							< 0.0096					
	78-93-3 2-Butanone					NE							< 0.072					
	75-15-0 Carbon disulfide	7,800	720	32	160	32							< 0.048					
	56-23-5 Carbon tetrachloride	5	0.3	0.07	0.33	0.07							< 0.0048					
	108-90-7 Chlorobenzene	1,600	130 / 1.3*	1	6.5	1							< 0.0048					
	75-00-3 Chloroethane					NE							< 0.0096					
	67-66-3 Chloroform	100	0.3	0.6	2.9	0.3							< 0.0048					
	74-87-3 Chloromethane					NE							< 0.0096					
	124-48-1 Dibromochloromethane	1,600	1,300	0.4	0.4	0.4							< 0.0048					
	75-34-3 1,1-Dichloroethane	7,800	1,300 / 130*	23	110	23							< 0.0048					
	107-06-2 1,2-Dichloroethane	7	0.4	0.02	0.1	0.02							< 0.0048					
	75-35-4 1,1-Dichloroethene	3,900	290 / 3.0*	0.06	0.3	0.06							< 0.0048					
	156-59-2 cis-1,2-Dichloroethene	780	1,200	0.4	1.1	0.4							< 0.0048					
	156-60-5 trans-1,2-Dichloroethene	1,600	3,100	0.7	3.4	0.7							< 0.0048					
	78-87-5 1,2-Dichloropropane	9	15 / 0.50*	0.03	0.15	0.03							< 0.0048					
	10061-01-5 cis-1,3-Dichloropropene	6.4	1.1 / 0.39*	0.004	0.02	0.005							< 0.0019					
	10061-02-6 trans-1,3-Dichloropropene	6.4	1.1 / 0.39*	0.004	0.02	0.005							< 0.0019					
	100-41-4 Ethylbenzene	7,800	400 / 58*	13	19	13							< 0.0048					
	591-78-6 2-Hexanone					NE							< 0.019					
	108-10-1 4-Methyl-2-pentanone					NE							< 0.019					
	75-09-2 Methylene chloride	85	13	0.02	0.2	0.02							< 0.0096					
	1634-04-4 Methyl tert-butyl ether	780	8,800 / 140*	0.32	0.32	0.32							< 0.0048					
	100-42-5 Styrene	16,000	1,500 / 430*	4	18	4							< 0.0048					
	79-34-5 1,1,2,2-Tetrachloroethane					NE							< 0.0048					
	127-18-4 Tetrachloroethene	12	11	0.06	0.3	0.06							< 0.0048					
	108-88-3 Toluene	16,000	650 / 42*	12	29	12							< 0.0048					
	71-55-6 1,1,1-Trichloroethane	---	1,200	2	9.6	2							< 0.0048					
	79-00-5 1,1,2-Trichloroethane	310	1,800	0.02	0.3	0.02							< 0.0048					
	79-01-6 Trichloroethene	58	5	0.06	0.3	0.06							< 0.0048					
	75-01-4 Vinyl chloride	0.46	0.28	0.01	0.07	0.01							< 0.0048					
	1330-20-7 Xylenes, Total	16,000	320 / 5.6*	150	150	5.6							< 0.014					
PNA	83-32-9 Acenaphthene	4,700	---	570	2,900	570	< 0.042	< 0.041	< 0.039	< 0.038	< 0.041	< 0.04	< 0.039	< 0.039	< 0.038	< 0.04		
	208-96-8 Acenaphthylene					NE	< 0.042	< 0.041	< 0.039	< 0.038	< 0.041	< 0.04	< 0.039	< 0.039	< 0.038	< 0.04		
	120-12-7 Anthracene	23,000	---	12,000	59,000	12,000	< 0.042	< 0.041	< 0.039	< 0.038	< 0.041	< 0.04	< 0.039	< 0.039	< 0.038	< 0.04		
	56-55-3 Benz(a)anthracene	0.9	---	2	8	1.8	< 0.042	< 0.041	< 0.039	< 0.038	< 0.041	< 0.04	< 0.039	< 0.039	< 0.038	< 0.04		
	50-32-8 Benzo(a)pyrene	0.09	---	8	82	2.1	< 0.042	< 0.041	< 0.039	< 0.038	< 0.041	< 0.04	< 0.039	< 0.039	< 0.038	< 0.04		
	205-99-2 Benzo(b)fluoranthene	0.9	---	5	25	2.1	< 0.042	< 0.041	< 0.039	< 0.038	< 0.041	< 0.04	< 0.039	< 0.039	< 0.038	< 0.04		
	191-24-2 Benzo(g,h,i)perylene					NE	< 0.042	< 0.041	< 0.039	< 0.038	< 0.041	< 0.04	< 0.039	< 0.039	< 0.038	< 0.04		
	207-08-9 Benzo(k)fluoranthene	9	---	49	250	2.1	< 0.042	< 0.041	< 0.039	< 0.038	< 0.041	< 0.04	< 0.039	< 0.039	< 0.038	< 0.04		
	218-01-9 Chrysene	88	---	160	800	88	< 0.042	< 0.041	< 0.039	< 0.038	< 0.041	< 0.04	< 0.039	< 0.039	< 0.038	< 0.04		
	53-70-3 Dibenz(a,h)anthracene	0.09	---	2	7.6	0.42	< 0.042	< 0.041	< 0.039	< 0.038	< 0.041	< 0.04	< 0.039	< 0.039	< 0.038	< 0.04		
	206-44-0 Fluoranthene	3,100	---	4,300	21,000	3,100	< 0.042	< 0.041	< 0.039	< 0.038	< 0.041	< 0.04	< 0.039	< 0.039	< 0.038	< 0.04		
	86-73-7 Fluorene	3,100	---	560	2,800	560	< 0.042	< 0.041	< 0.039	< 0.038	< 0.041	< 0.04	< 0.039	< 0.039	< 0.038	< 0.04		
	193-39-5 Indeno(1,2,3-cd)pyrene	0.9	---	14	69	1.6	< 0.042	< 0.041	< 0.039	< 0.038	< 0.041	< 0.04	< 0.039	< 0.039	< 0.038	< 0.04		
	91-20-3 Naphthalene	1,600	170 / 1.8*	12	18	1.8	< 0.042	< 0.041	< 0.039	< 0.038	< 0.041	< 0.04	< 0.039	< 0.039	< 0.038	< 0.04		
	85-01-8 Phenanthrene					NE	< 0.042	< 0.041	< 0.039	< 0.038	< 0.041	< 0.04	< 0.039	< 0.039	< 0.038	< 0.04		
	129-00-0 Pyrene	2,300	---	4,200	21,000	2,300	< 0.042	< 0.041	< 0.039	< 0.038	< 0.041	< 0.04	< 0.039	< 0.039	< 0.038	< 0.04		
	7439-92-1 Lead	400	---			107							21	23	19			

TABLE 3 -- SOIL RESULTS FROM THE HDC AREA AND OTHER UST/LUST AND AST AREAS

* - Construction Worker Inhalation Objective from Appendix B, Table B.

24 Indicates that result exceeds either a Tier I Residential Remediation Objective, Construction Worker Inhalation Remediation Objective, or a Maximum Allowable Concentration (MAC) Threshold for Clean Soil Reuse
NE None established
NA Not applicable
All results in milligram per kilograms (mg/kg).

TABLE 4 - Soil Results for Outside Container Accumulation Areas

		Laboratory ID :		14070878-036		14070878-037		14070878-038		14070878-072		14070878-073		14070878-074		14070878-092		14070878-093		14080039-012		14080039-013		14070878-094		
		Client Sample ID :		Cedar-SB-6-0003		Cedar-SB-4-0104		Cedar-SB-5-0003		Power-OD-SB-1-0608		Power-OD-SB-2-0507		Power-OD-SB-2-0507-D		Cedar-SB-1-0003		Cedar-SB-2-0003		PP-SB-1A		PP-SB-2A		Power-OD-SB-3-0507		
		Date Collected :		07/23/2014 10:02		07/23/2014 10:18		07/23/2014 10:40		07/23/2014 13:40		07/23/2014 14:25		07/23/2014 14:25		07/23/2014 11:10		07/23/2014 12:20		07/31/2014 10:15		07/31/2014 10:44		07/23/2014 14:50		
CAS No.	Analyte	Route Specific Values for Soil			Soil Component of Groundwater Ingestion Exposure Route Values																					
		Ingestion	Inhalation	MAC	Class I	Class II	MAC																			
VOC	67-64-1	Acetone	70,000	100,000	25	25	25	< 0.077	0.10	< 0.073	0.16	< 0.079	< 0.07	0.14	0.12	< 0.065	< 0.079	< 0.072								
	71-43-2	Benzene	12	0.8	0.03	0.17	0.17	< 0.0052	< 0.0056	< 0.0049	0.0053	< 0.0053	< 0.0047	< 0.0058	< 0.0052	< 0.0043	< 0.0053	< 0.0048								
	75-27-4	Bromodichloromethane	10	3,000	0.6	0.6	0.6	< 0.0052	< 0.0056	< 0.0049	< 0.0045	< 0.0053	< 0.0047	< 0.0058	< 0.0052	< 0.0043	< 0.0053	< 0.0048								
	75-25-2	Bromofrom	81	53	0.8	0.8	0.8	< 0.0052	< 0.0056	< 0.0049	< 0.0045	< 0.0053	< 0.0047	< 0.0058	< 0.0052	< 0.0043	< 0.0053	< 0.0048								
	74-83-9	Bromomethane	110	10 / 3.9*	0.2	1.2	0.2	< 0.01	< 0.011	< 0.0097	< 0.009	< 0.011	< 0.0094	< 0.012	< 0.01	< 0.0087	< 0.011	< 0.0096								
	78-93-3	2-Butanone					NE	< 0.077	< 0.084	< 0.073	< 0.067	< 0.079	< 0.07	< 0.087	< 0.077	< 0.065	< 0.079	< 0.072								
	75-15-0	Carbon disulfide	7,800	720	32	160	32	< 0.052	< 0.056	< 0.049	< 0.045	< 0.053	< 0.047	< 0.058	< 0.052	< 0.043	< 0.053	< 0.048								
	56-23-5	Carbon tetrachloride	5	0.3	0.07	0.33	0.07	< 0.0052	< 0.0056	< 0.0049	< 0.0045	< 0.0053	< 0.0047	< 0.0058	< 0.0052	< 0.0043	< 0.0053	< 0.0048								
	108-90-7	Chlorobenzene	1,600	130 / 1.3*	1	6.5	1	< 0.0052	< 0.0056	< 0.0049	< 0.0045	< 0.0053	< 0.0047	< 0.0058	< 0.0052	< 0.0043	< 0.0053	< 0.0048								
	75-00-3	Chloroethane					NE	< 0.01	< 0.011	< 0.0097	< 0.009	< 0.011	< 0.0094	< 0.012	< 0.01	< 0.0087	< 0.011	< 0.0096								
	67-66-3	Chloroform	100	0.3	0.6	2.9	0.3	< 0.0052	< 0.0056	< 0.0049	< 0.0045	< 0.0053	< 0.0047	< 0.0058	< 0.0052	< 0.0043	< 0.0053	< 0.0048								
	74-87-3	Chloromethane					NE	< 0.01	< 0.011	< 0.0097	< 0.009	< 0.011	< 0.0094	< 0.012	< 0.01	< 0.0087	< 0.011	< 0.0096								
	124-48-1	Dibromochloromethane	1,600	1,300	0.4	0.4	0.4	< 0.0052	< 0.0056	< 0.0049	< 0.0045	< 0.0053	< 0.0047	< 0.0058	< 0.0052	< 0.0043	< 0.0053	< 0.0048								
	75-34-3	1,1-Dichloroethane	7,800	1,300 / 130*	23	110	23	< 0.0052	< 0.0056	< 0.0049	< 0.0045	< 0.0053	< 0.0047	< 0.0058	< 0.0052	< 0.0043	< 0.0053	< 0.0048								
	107-06-2	1,2-Dichloroethane	7	0.4	0.02	0.1	0.02	< 0.0052	< 0.0056	< 0.0049	< 0.0045	< 0.0053	< 0.0047	< 0.0058	< 0.0052	< 0.0043	< 0.0053	< 0.0048								
	75-35-4	1,1-Dichloroethene	3,900	290 / 3.0*	0.06	0.3	0.06	< 0.0052	< 0.0056	< 0.0049	< 0.0045	< 0.0053	< 0.0047	< 0.0058	< 0.0052	< 0.0043	< 0.0053	< 0.0048								
	156-59-2	cis-1,2-Dichloroethene	780	1,200	0.4	1.1	0.4	< 0.0052	< 0.0056	< 0.0049	< 0.0045	< 0.0053	< 0.0047	< 0.0058	< 0.0052	< 0.0043	< 0.0053	< 0.0048								
	156-60-5	trans-1,2-Dichloroethene	1,600	3,100	0.7	3.4	0.7	< 0.0052	< 0.0056	< 0.0049	< 0.0045	< 0.0053	< 0.0047	< 0.0058	< 0.0052	< 0.0043	< 0.0053	< 0.0048								
	78-87-5	1,2-Dichloropropane	9	15 / 0.50*	0.03	0.15	0.03	< 0.0052	< 0.0056	< 0.0049	< 0.0045	< 0.0053	< 0.0047	< 0.0058	< 0.0052	< 0.0043	< 0.0053	< 0.0048								
	10061-01-5	cis-1,3-Dichloropropene	6.4	1.1 / 0.39*	0.004	0.02	0.005	< 0.0021	< 0.0022	< 0.0019	< 0.0018	< 0.0021	< 0.0019	< 0.0023	< 0.0021	< 0.0017	< 0.0021	< 0.0019								
	10061-02-6	trans-1,3-Dichloropropene	6.4	1.1 / 0.39*	0.004	0.02	0.005	< 0.0021	< 0.0022	< 0.0019	< 0.0018	< 0.0021	< 0.0019	< 0.0023	< 0.0021	< 0.0017	< 0.0021	< 0.0019								
	100-41-4	Ethylbenzene	7,800	400 / 58*	13	19	13	< 0.0052	< 0.0056	< 0.0049	0.023	< 0.0053	< 0.0047	< 0.0058	< 0.0052	< 0.0043	< 0.0053	< 0.0048								
	591-78-6	2-Hexanone					NE	< 0.021	< 0.022	< 0.019	< 0.018	< 0.021	< 0.019	< 0.023	< 0.021	< 0.017	< 0.021	< 0.019								
	108-10-1	4-Methyl-2-pentanone					NE	< 0.021	< 0.022	< 0.019	< 0.018	< 0.021	< 0.019	< 0.023	< 0.021	< 0.017	< 0.021	< 0.019								
	75-09-2	Methylene chloride	85	13	0.02	0.2	0.02	< 0.01	< 0.011	< 0.0097	< 0.009	< 0.011	< 0.0094	< 0.012	< 0.01	< 0.0087	< 0.011	< 0.0096								
	1634-04-4	Methyl tert-butyl ether	780	8,800 / 140*	0.32	0.32	0.32	< 0.0052	< 0.0056	< 0.0049	< 0.0045	< 0.0053	< 0.0047	< 0.0058	< 0.0052	< 0.0043	< 0.0053	< 0.0048								
	100-42-5	Styrene	16,000	1,500 / 430*	4	18	4	< 0.0052	< 0.0056	< 0.0049	< 0.0045	< 0.0053	< 0.0047	< 0.0058	< 0.0052	< 0.0043	< 0.0053	< 0.0048								
	79-34-5	1,1,2,2-Tetrachloroethane					NE	< 0.0052	< 0.0056	< 0.0049	< 0.0045	< 0.0053	< 0.0047	< 0.0058	< 0.0052	< 0.0043	< 0.0053	< 0.0048								
	127-18-4	Tetrachloroethene	12	11	0.06	0.3	0.06	< 0.0052	< 0.0056	< 0.0049	< 0.0045	< 0.0053	< 0.0047	< 0.0058	< 0.0052	< 0.0043	< 0.0053	< 0.0048								
	108-88-3	Toluene	16,000	650 / 42*	12	29	12	< 0.0052	< 0.0056	< 0.0049	0.019	< 0.0053	< 0.0047	< 0.0058	< 0.0052	< 0.0043	< 0.0053	< 0.0048								
	71-55-6	1,1,1-Trichloroethane	---	1,200	2	9.6	2	< 0.0052	< 0.0056	< 0.0049	< 0.0045	< 0.0053	< 0.0047	< 0.0058	< 0.0052	< 0.0043	< 0.0053	< 0.0048								
	79-00-5	1,1,2-Trichloroethane	310	1,800	0.02	0.3	0.02	< 0.0052	< 0.0056	< 0.0049	< 0.0045	< 0.0053	< 0.0047	< 0.0058	< 0.0052	< 0.0043	< 0.0053	< 0.0048								
	79-01-6	Trichloroethene	58	5	0.06	0.3	0.06	< 0.0052	< 0.0056	< 0.0049	< 0.0045	< 0.0053	< 0.0047	< 0.0058	< 0.0052	< 0.0043	< 0.0053	< 0.0048								
	75-01-4	Vinyl chloride	0.46	0.28	0.01	0.07	0.01	< 0.0052	< 0.0056	< 0.0049	< 0.0045	< 0.0053	< 0.0047	< 0.0058	< 0.0052	< 0.0043	< 0.0053	< 0.0048								
	1330-20-7	Xylenes, Total	16,000	320 / 5.6*	150	150	5.6	< 0.015	< 0.017	< 0.015	0.050	< 0.016	< 0.014	< 0.017	< 0.015	< 0.013	< 0.016	< 0.014								
PNA	83-32-9	Acenaphthene	4,700	---	570	2,900	570	< 0.04	< 0.05	< 0.043	< 0.039	< 0.037	< 0.038	< 0.041	< 0.039	< 0.038	< 0.038	< 0.04								
	208-96-8	Acenaphthylene					NE	< 0.04	< 0.05	< 0.043	< 0.039	< 0.037	< 0.038	< 0.041	< 0.039	< 0.038	< 0.038	< 0.04								
	120-12-7	Anthracene	23,000	---	12,000	59,000	12,000	< 0.04	< 0.05	< 0.043	0.24	< 0.037	< 0.038	< 0.041	< 0.039	< 0.038	< 0.038	< 0.04								
	56-55-3	Benz(a)anthracene	0.9	---	2	8	1.8	< 0.04	< 0.05	< 0.043	< 0.039	< 0.037	< 0.038	< 0.041	< 0.039	< 0.038	0.090	< 0.04								
	50-32-8	Benzo(a)pyrene	0.09	---	8	82	2.1	< 0.04	< 0.05	< 0.043	< 0.039	< 0.037	< 0.038	< 0.041	< 0.039	< 0.038	0.088	< 0.04								
	205-99-2	Benzo(b)fluoranthene	0.9	---	5	25	2.1	< 0.0																		

TABLE 4 - Soil Results for Outside Container Accumulation Areas

95-57-8	2-Chlorophenol	390	53,000	4	4	1.5	< 0.21	< 0.26	< 0.22	< 0.2	< 0.19	< 0.19	< 0.21	< 0.2	< 0.19	< 0.19	< 0.21
7005-72-3	4-Chlorophenyl phenyl ether					NE	< 0.21	< 0.26	< 0.22	< 0.2	< 0.19	< 0.19	< 0.21	< 0.2	< 0.19	< 0.19	< 0.21
132-64-9	Dibenzofuran					NE	< 0.21	< 0.26	< 0.22	< 0.2	< 0.19	< 0.19	< 0.21	< 0.2	< 0.19	< 0.19	< 0.21
95-50-1	1,2-Dichlorobenzene	7,000	560 / 310*	17	43	17	< 0.21	< 0.26	< 0.22	< 0.2	< 0.19	< 0.19	< 0.21	< 0.2	< 0.19	< 0.19	< 0.21
541-73-1	1,3-Dichlorobenzene					NE	< 0.21	< 0.26	< 0.22	< 0.2	< 0.19	< 0.19	< 0.21	< 0.2	< 0.19	< 0.19	< 0.21
106-46-7	1,4-Dichlorobenzene	---	11,000 / 340*	2	11	2	< 0.21	< 0.26	< 0.22	< 0.2	< 0.19	< 0.19	< 0.21	< 0.2	< 0.19	< 0.19	< 0.21
91-94-1	3,3'-Dichlorobenzidine	1	---	0.007	0.033	1.3	< 0.21	< 0.26	< 0.22	< 0.2	< 0.19	< 0.19	< 0.21	< 0.2	< 0.19	< 0.19	< 0.21
120-83-2	2,4-Dichlorophenol	230	---	1	1	0.48	< 0.21	< 0.26	< 0.22	< 0.2	< 0.19	< 0.19	< 0.21	< 0.2	< 0.19	< 0.19	< 0.21
84-66-2	Diethyl phthalate	63,000	2,000	470	470	470	< 0.21	< 0.26	< 0.22	< 0.2	< 0.19	< 0.19	< 0.21	< 0.2	< 0.19	< 0.19	< 0.21
105-67-9	2,4-Dimethylphenol	1,600	---	9	9	9	< 0.21	< 0.26	< 0.22	< 0.2	< 0.19	< 0.19	< 0.21	< 0.2	< 0.19	< 0.19	< 0.21
131-11-3	Dimethyl phthalate					NE	< 0.21	< 0.26	< 0.22	< 0.2	< 0.19	< 0.19	< 0.21	< 0.2	< 0.19	< 0.19	< 0.21
534-52-1	4,6-Dinitro-2-methylphenol					NE	< 0.4	< 0.5	< 0.43	< 0.39	< 0.37	< 0.38	< 0.41	< 0.39	< 0.38	< 0.38	< 0.4
51-28-5	2,4-Dinitrophenol	160	---	0.2	0.2	3.3	< 1	< 1.2	< 1.1	< 0.99	< 0.93	< 0.95	< 1	< 0.98	< 0.95	< 0.95	< 1
121-14-2	2,4-Dinitrotoluene	0.9	---	0.0008	0.0008	0.25	< 0.04	< 0.05	< 0.043	< 0.039	< 0.037	< 0.038	< 0.041	< 0.039	< 0.038	< 0.038	< 0.04
606-20-2	2,6-Dinitrotoluene	0.9	---	0.0007	0.0007	0.26	< 0.04	< 0.05	< 0.043	< 0.039	< 0.037	< 0.038	< 0.041	< 0.039	< 0.038	< 0.038	< 0.04
84-74-2	Di-n-butyl phthalate	7,800	2,300	2,300	2,300	2,300	< 0.21	< 0.26	< 0.22	< 0.2	< 0.19	< 0.19	< 0.21	< 0.2	< 0.19	< 0.19	< 0.21
117-84-0	Di-n-octyl phthalate	1,600	10,000	10,000	10,000	1,600	< 0.21	< 0.26	< 0.22	< 0.2	< 0.19	< 0.19	< 0.21	< 0.2	< 0.19	< 0.19	< 0.21
118-74-1	Hexachlorobenzene	0.4	1	2	11	0.4	< 0.21	< 0.26	< 0.22	< 0.2	< 0.19	< 0.19	< 0.21	< 0.2	< 0.19	< 0.19	< 0.21
87-68-3	Hexachlorobutadiene					NE	< 0.21	< 0.26	< 0.22	< 0.2	< 0.19	< 0.19	< 0.21	< 0.2	< 0.19	< 0.19	< 0.21
77-47-4	Hexachlorocyclopentadiene	550	10 / 1.1*	400	2,200	1.1	< 0.21	< 0.26	< 0.22	< 0.2	< 0.19	< 0.19	< 0.21	< 0.2	< 0.19	< 0.19	< 0.21
67-72-1	Hexachloroethane	78	---	0.5	2.6	0.5	< 0.21	< 0.26	< 0.22	< 0.2	< 0.19	< 0.19	< 0.21	< 0.2	< 0.19	< 0.19	< 0.21
78-59-1	Isophorone	15,600	4,600	8	8	8	< 0.21	< 0.26	< 0.22	< 0.2	< 0.19	< 0.19	< 0.21	< 0.2	< 0.19	< 0.19	< 0.21
91-57-6	2-Methylnaphthalene					NE	< 0.21	< 0.26	< 0.22	< 0.2	< 0.19	< 0.19	< 0.21	< 0.2	< 0.19	< 0.19	< 0.21
95-48-7	2-Methylphenol	3,900	---	15	15	15	< 0.21	< 0.26	< 0.22	< 0.2	< 0.19	< 0.19	< 0.21	< 0.2	< 0.19	< 0.19	< 0.21
106-44-5	4-Methylphenol					NE	< 0.21	< 0.26	< 0.22	< 0.2	< 0.19	< 0.19	< 0.21	< 0.2	< 0.19	< 0.19	< 0.21
88-74-4	2-Nitroaniline					NE	< 0.21	< 0.26	< 0.22	< 0.2	< 0.19	< 0.19	< 0.21	< 0.2	< 0.19	< 0.19	< 0.21
99-09-2	3-Nitroaniline					NE	< 0.21	< 0.26	< 0.22	< 0.2	< 0.19	< 0.19	< 0.21	< 0.2	< 0.19	< 0.19	< 0.21
100-01-6	4-Nitroaniline					NE	< 0.21	< 0.26	< 0.22	< 0.2	< 0.19	< 0.19	< 0.21	< 0.2	< 0.19	< 0.19	< 0.21
88-75-5	2-Nitrophenol					NE	< 0.21	< 0.26	< 0.22	< 0.2	< 0.19	< 0.19	< 0.21	< 0.2	< 0.19	< 0.19	< 0.21
100-02-7	4-Nitrophenol					NE	< 0.4	< 0.5	< 0.43	< 0.39	< 0.37	< 0.38	< 0.41	< 0.39	< 0.38	< 0.38	< 0.4
98-95-3	Nitrobenzene	39	92/9.4*	0.1	0.1	0.26	< 0.04	< 0.05	< 0.043	< 0.039	< 0.037	< 0.038	< 0.041	< 0.039	< 0.038	< 0.038	< 0.04
621-64-7	N-Nitrosodi-n-propylamine	0.09	---	0.00005	0.00005	0.0018	< 0.04	< 0.05	< 0.043	< 0.039	< 0.037	< 0.038	< 0.041	< 0.039	< 0.038	< 0.038	< 0.04
62-75-9	N-Nitrosodimethylamine					NE	< 0.21	< 0.26	< 0.22	< 0.2	< 0.19	< 0.19	< 0.21	< 0.2	< 0.19	< 0.19	< 0.21
86-30-6	N-Nitrosodiphenylamine	130	---	1	5.6	1	< 0.04	< 0.05	< 0.043	< 0.039	< 0.037	< 0.038	< 0.041	< 0.039	< 0.038	< 0.038	< 0.04
108-60-1	2, 2'-oxybis(1-Chloropropane)					NE	< 0.21	< 0.26	< 0.22	< 0.2	< 0.19	< 0.19	< 0.21	< 0.2	< 0.19	< 0.19	< 0.21
87-86-5	Pentachlorophenol	3	---	0.03	0.14	0.02	< 0.082	< 0.1	< 0.087	< 0.039	< 0.037	< 0.038	< 0.084	< 0.079	< 0.077	< 0.077	< 0.081
108-95-2	Phenol	23,000	---	100	100	100	< 0.21	< 0.26	< 0.22	< 0.2	< 0.19	< 0.19	< 0.21	< 0.2	< 0.19	< 0.19	< 0.21
110-86-1	Pyridine					NE	< 0.82	< 1	< 0.87	< 0.8	< 0.75	< 0.77	< 0.84	< 0.79	< 0.77	< 0.77	< 0.81
120-82-1	1,2,4-Trichlorobenzene	780	3,200 / 920*	5	53	5	< 0.21	< 0.26	< 0.22	< 0.2	< 0.19	< 0.19	< 0.21	< 0.2	< 0.19	< 0.19	< 0.21
95-95-4	2,4,5-Trichlorophenol	7,800	---	270	1,400	26	< 0.21	< 0.26	< 0.22	< 0.2	< 0.19	< 0.19	< 0.21	< 0.2	< 0.19	< 0.19	< 0.21
88-06-2	2,4,6-Trichlorophenol	58	200	0.2	0.77	0.66	< 0.21	< 0.26	< 0.22	< 0.2	< 0.19	< 0.19	< 0.21	< 0.2	< 0.19	< 0.19	< 0.21
INORG	7429-90-5 Aluminum					NE	14000	19000	16000	13000	1800	5300	15000	15000	8100	11000	7400
	7440-36-0 Antimony	31	---			5	< 2.5	< 2.5	< 2.6	< 2.2	< 2.2	< 2.2	< 2.5	< 2.2	< 2.4	< 2.4	< 2.1
	7440-38-2 Arsenic	13.0/11.3	750			13	6.7	7.5	8.4	7.9	4.3	11	7.1	8.3	11	11	18
	7440-39-3 Barium	5,500	690,000			1,500	160	170	160	80	8.4	27	150	73	48	66	41
	7440-41-7 Beryllium	160	1,300			22	1.0	1.1	1.1	0.88	< 0.55	< 0.56	1.0	< 0.56	0.89	1.0	0.61
	7440-43-9 Cadmium	78	1,800			5.2	< 0.62	< 0.63	< 0.64	< 0.55	< 0.55	< 0.56	< 0.63	< 0.56	< 0.59	< 0.6	< 0.53
	7440-70-2 Calcium	---	---			NE	5600	7500		29000	7700	39000	5100	1800	41000	32000	76000
	7440-47-3 Chromium	230	270			21	18	20	23*	20	3.3	12	19	16	13	20	14
	7440-48-4 Cobalt	4,700	---			20	13	10	12	12	3.6	9.9	11	8.0	15	13	14
	7440-50-8 Copper	2,900	---			2,900	22	27	23	24	9.0	19	22	14	32	29	22
	57-12-5 Cyanide	1,600	---			40	< 0.31	< 0.31	< 0.33	< 0.3	< 0.28	< 0.29	< 0.32	< 0.3	< 0.29	< 0.29	< 0.3
	7439-89-6 Iron	---	---			15,900	21000	29000	24000	24000	6900	19000	22000	22000	23000	26000	17000
	7439-92-1 Lead	400	---			107	25	21	33	32	5.8	15	25	14	21	26	17
	7439-95-4 Magnesium	325,000	---			#####	3600	4300	4900	17000	9600	18000	4200	3100	26000	18000	40000
	7439-96-5 Manganese	1,600	69,000 / 8,700*			636	590	310	670	470	150	370	580	350	690	400	440
	7439-97-6 Mercury	23	10 / 0.1*			0.1	0.027	0.030	0.038	0.022	< 0.019	< 0.021	0.035	0.034	0.023	0.025	< 0.024
	7440-02-0 Nickel	1,600	13,000			100	21	26	25	31	8.9	22	22	16	42	33	27
	7440-09-7 Potassium	---	---			NE	1500	1300	1700	1500	410	950	1400	990	1400	1600	1500
	7782-49-2 Selenium	390	---			1.3	< 1.2	< 1.3	< 1.3	< 1.1	< 1.1	< 1.1	< 1.3	< 1.1	< 1.2	< 1.2	< 1.1
	7440-22-4 Silver	390	---			4.4	< 1.2	< 1.3	< 1.3	< 1.1	< 1.1	< 1.1	< 1.3	< 1.1	< 1.2	< 1.2	< 1.1
	7440-23-5 Sodium	---	---			NE	< 75	< 75	< 77	< 660	< 660	< 670	< 750	< 67	72	73	< 640
	7440-28-0 Thallium	6.3	---			2.6	< 1.2	< 1.3	< 1.3	< 1.1	< 1.1	< 1.1	< 1.3	< 1.1	< 1.2	< 1.2	< 1.1
	7440-62-2 Vanadium	550	---			550	31	29	35	25	5.3	15	30	27	18	23	18
	7440-66-6 Zinc	23,000	---			5,100	69	71	79	120	35	120	71	39	61	100	52
	pH					NA	7.4	7.5	7.4	8.0	8.4	8.4	6.7	6.4	8.3	8.2	8.0

* - Construction Worker Inhalation Objective from Appendix B, Table B.

24 Indicates that result exceeds either a Tier I Residential Remediation Objective, Construction Worker Inhalation Remediation Objective, or a Maximum Allowable Concentration (MAC) Threshold for Clean Soil Reuse

NE None established

NA Not applicable

TABLE 4 - Soil Results for Outside Container Accumulation Areas

All results in milligrams per kilogram (mg/kg).

24^a The pH-based remediation objective (RO) for the soil component of groundwater ingestion is not exceeded based on the pH level, which is 32 mg/kg.

* - Construction Worker Inhalation Objective from Appendix B, Table B.

TABLE 5 - SOIL RESULTS IN THE SOCCER FIELD AREA

		Laboratory ID :		14070878-046		14070878-047		14070878-048		14070878-049		14070878-050		14070878-051		14070878-052		14070878-053		14070878-054	
		Client Sample ID :		SF-SB-8-0003		SF-SB-7-0306		SF-SB-6-0104		SF-SB-6-0104-D		SF-SB-5-0003		SF-SB-2-0003		SF-SB-3-0104		SF-SB-1-0104		SF-SB-4-0003	
		Date Collected :		07/22/2014 07:45		07/22/2014 08:15		07/22/2014 08:43		07/22/2014 08:43		07/22/2014 09:14		07/22/2014 09:42		07/22/2014 10:07		07/22/2014 10:28		07/22/2014 11:26	
		Route Specific Values for Soil		Soil Component of Groundwater Ingestion Exposure Route Values																	
CAS No.	Analyte	Ingestion	Inhalation	Class I	Class II	MAC															
VOC	67-64-1 Acetone	70,000	100,000	25	25	25	< 0.073	< 0.073	< 0.07	< 0.073	< 0.075	< 0.085	< 0.071	< 0.062	< 0.07						
	71-43-2 Benzene	12	0.8	0.03	0.17	0.17	< 0.0049	< 0.0049	< 0.0047	< 0.0048	< 0.005	< 0.0056	< 0.0047	< 0.0041	< 0.0047						
	75-27-4 Bromodichloromethane	10	3,000	0.6	0.6	0.6	< 0.0049	< 0.0049	< 0.0047	< 0.0048	< 0.005	< 0.0056	< 0.0047	< 0.0041	< 0.0047						
	75-25-2 Bromoform	81	53	0.8	0.8	0.8	< 0.0049	< 0.0049	< 0.0047	< 0.0048	< 0.005	< 0.0056	< 0.0047	< 0.0041	< 0.0047						
	74-83-9 Bromomethane	110	10 / 3.9*	0.2	1.2	0.2	< 0.0097	< 0.0097	< 0.0094	< 0.0097	< 0.01	< 0.011	< 0.0095	< 0.0083	< 0.0094						
	78-93-3 2-Butanone					NE	< 0.073	< 0.073	< 0.07	< 0.073	< 0.075	< 0.085	< 0.071	< 0.062	< 0.07						
	75-15-0 Carbon disulfide	7,800	720	32	160	32	< 0.049	< 0.049	< 0.047	< 0.048	< 0.05	< 0.056	< 0.047	< 0.041	< 0.047						
	56-23-5 Carbon tetrachloride	5	0.3	0.07	0.33	0.07	< 0.0049	< 0.0049	< 0.0047	< 0.0048	< 0.005	< 0.0056	< 0.0047	< 0.0041	< 0.0047						
	108-90-7 Chlorobenzene	1,600	130 / 1.3*	1	6.5	1	< 0.0049	< 0.0049	< 0.0047	< 0.0048	< 0.005	< 0.0056	< 0.0047	< 0.0041	< 0.0047						
	75-00-3 Chloroethane					NE	< 0.0097	< 0.0097	< 0.0094	< 0.0097	< 0.01	< 0.011	< 0.0095	< 0.0083	< 0.0094						
	67-66-3 Chloroform	100	0.3	0.6	2.9	0.3	< 0.0049	< 0.0049	< 0.0047	< 0.0048	< 0.005	< 0.0056	< 0.0047	< 0.0041	< 0.0047						
	74-87-3 Chloromethane					NE	< 0.0097	< 0.0097	< 0.0094	< 0.0097	< 0.01	< 0.011	< 0.0095	< 0.0083	< 0.0094						
	124-48-1 Dibromochloromethane	1,600	1,300	0.4	0.4	0.4	< 0.0049	< 0.0049	< 0.0047	< 0.0048	< 0.005	< 0.0056	< 0.0047	< 0.0041	< 0.0047						
	75-34-3 1,1-Dichloroethane	7,800	1,300 / 130*	23	110	23	< 0.0049	< 0.0049	< 0.0047	< 0.0048	< 0.005	< 0.0056	< 0.0047	< 0.0041	< 0.0047						
	107-06-2 1,2-Dichloroethane	7	0.4	0.02	0.1	0.02	< 0.0049	< 0.0049	< 0.0047	< 0.0048	< 0.005	< 0.0056	< 0.0047	< 0.0041	< 0.0047						
	75-35-4 1,1-Dichloroethene	3,900	290 / 3.0*	0.06	0.3	0.06	< 0.0049	< 0.0049	< 0.0047	< 0.0048	< 0.005	< 0.0056	< 0.0047	< 0.0041	< 0.0047						
	156-59-2 cis-1,2-Dichloroethene	780	1,200	0.4	1.1	0.4	< 0.0049	< 0.0049	< 0.0047	< 0.0048	< 0.005	< 0.0056	< 0.0047	< 0.0041	< 0.0047						
	156-60-5 trans-1,2-Dichloroethene	1,600	3,100	0.7	3.4	0.7	< 0.0049	< 0.0049	< 0.0047	< 0.0048	< 0.005	< 0.0056	< 0.0047	< 0.0041	< 0.0047						
	78-87-5 1,2-Dichloropropane	9	15 / 0.50*	0.03	0.15	0.03	< 0.0049	< 0.0049	< 0.0047	< 0.0048	< 0.005	< 0.0056	< 0.0047	< 0.0041	< 0.0047						
	10061-01-5 cis-1,3-Dichloropropene	6.4	1.1 / 0.39*	0.004	0.02	0.005	< 0.0019	< 0.0019	< 0.0019	< 0.0019	< 0.002	< 0.0023	< 0.0019	< 0.0017	< 0.0019						
	10061-02-6 trans-1,3-Dichloropropene	6.4	1.1 / 0.39*	0.004	0.02	0.005	< 0.0019	< 0.0019	< 0.0019	< 0.0019	< 0.002	< 0.0023	< 0.0019	< 0.0017	< 0.0019						
	100-41-4 Ethylbenzene	7,800	400 / 58*	13	19	13	< 0.0049	< 0.0049	< 0.0047	< 0.0048	< 0.005	< 0.0056	< 0.0047	< 0.0041	< 0.0047						
	591-78-6 2-Hexanone					NE	< 0.019	< 0.019	< 0.019	< 0.019	< 0.02	< 0.023	< 0.019	< 0.017	< 0.019						
	108-10-1 4-Methyl-2-pentanone					NE	< 0.019	< 0.019	< 0.019	< 0.019	< 0.02	< 0.023	< 0.019	< 0.017	< 0.019						
	75-09-2 Methylene chloride	85	13	0.02	0.2	0.02	< 0.0097	< 0.0097	< 0.0094	< 0.0097	< 0.01	< 0.011	< 0.0095	< 0.0083	< 0.0094						
	1634-04-4 Methyl tert-butyl ether	780	8,800 / 140*	0.32	0.32	0.32	< 0.0049	< 0.0049	< 0.0047	< 0.0048	< 0.005	< 0.0056	< 0.0047	< 0.0041	< 0.0047						
	100-42-5 Styrene	16,000	1,500 / 430*	4	18	4	< 0.0049	< 0.0049	< 0.0047	< 0.0048	< 0.005	< 0.0056	< 0.0047	< 0.0041	< 0.0047						
	79-34-5 1,1,1,2,2-Tetrachloroethane					NE	< 0.0049	< 0.0049	< 0.0047	< 0.0048	< 0.005	< 0.0056	< 0.0047	< 0.0041	< 0.0047						
	127-18-4 Tetrachloroethene	12	11	0.06	0.3	0.06	< 0.0049	< 0.0049	< 0.0047	< 0.0048	< 0.005	< 0.0056	< 0.0047	< 0.0041	< 0.0047						
	108-88-3 Toluene	16,000	650 / 42*	12	29	12	< 0.0049	< 0.0049	< 0.0047	< 0.0048	< 0.005	< 0.0056	< 0.0047	< 0.0041	< 0.0047						
	71-55-6 1,1,1-Trichloroethane	---	1,200	2	9.6	2	< 0.0049	< 0.0049	< 0.0047	< 0.0048	< 0.005	< 0.0056	< 0.0047	< 0.0041	< 0.0047						
	79-00-5 1,1,2-Trichloroethane	310	1,800	0.02	0.3	0.02	< 0.0049	< 0.0049	< 0.0047	< 0.0048	< 0.005	< 0.0056	< 0.0047	< 0.0041	< 0.0047						
	79-01-6 Trichloroethene	58	5	0.06	0.3	0.06	< 0.0049	< 0.0049	< 0.0047	< 0.0048	< 0.005	< 0.0056	< 0.0047	< 0.0041	< 0.0047						
	75-01-4 Vinyl chloride	0.46	0.28	0.01	0.07	0.01	< 0.0049	< 0.0049	< 0.0047	< 0.0048	< 0.005	< 0.0056	< 0.0047	< 0.0041	< 0.0047						
	1330-20-7 Xylenes, Total	16,000	320 / 5.6*	150	150	5.6	< 0.015	< 0.015	< 0.014	< 0.015	< 0.015	< 0.017	< 0.014	< 0.012	< 0.014						
PNA	83-32-9 Acenaphthene	4,700	---	570	2,900	570	< 0.037	< 0.041	< 0.037	< 0.41	< 0.039	< 0.044	< 0.039	< 0.038	< 0.04						
	208-96-8 Acenaphthylene					NE	< 0.037	< 0.041	< 0.037	< 0.41	< 0.039	0.053	< 0.039	< 0.038	< 0.04						
	120-12-7 Anthracene	23,000	---	12,000	59,000	12,000	0.11	< 0.041	< 0.037	< 0.41	0.088	0.57	< 0.039	< 0.038	< 0.04						
	56-55-3 Benz(a)anthracene	0.9	---	2	8	1.8	0.41	< 0.041	0.075	0.42	0.31	2.5	< 0.039	0.12	0.20						
	50-32-8 Benzo(a)pyrene	0.09	---	8	82	2.1	0.38	< 0.041	0.064	0.42	0.14	1.4	< 0.039	0.088	0.24						
	205-99-2 Benzo(b)fluoranthene	0.9	---	5	25	2.1	0.39	< 0.041	0.072	0.47	0.17	1.8	< 0.039	0.096	0.27						
	191-24-2 Benzo(g,h,i)perylene					NE	0.21	< 0.041	0.043	< 0.41	0.074	0.72	< 0.039	0.060	0.18						
	207-08-9 Benzo(k)fluoranthene	9	---	49	250	2.1	0.33	< 0.041	0.059	< 0.41	0.15	1.4	< 0.039	0.082	0.20						
	218-01-9 Chrysene	88	---	160	800	88	0.48	< 0.041	0.091	0.56	0.31	2.4	< 0.039	0.15	0.25						
	53-70-3 Dibenz(a,h)anthracene	0.09	---	2	7.6	0.42	0.10	< 0.041	< 0.037	< 0.41	0.055	0.44	< 0.039	0.039	0.078						
	206-44-0 Fluoranthene	3,100	---	4,300	21,000	3,100	1.0	< 0.041	0.17	1.0	0.72	4.7	0.057	0.31	0.42						
	86-73-7 Fluorene	3,100	---	560	2,800	560	0.037	< 0.041	< 0.037	< 0.41	< 0.039	0.062	< 0.039	< 0.038	< 0.04						
	193-39-5 Indeno(1,2,3-cd)pyrene	0.9	---	14	69	1.6	0.20	< 0.041	0.040	< 0.41	0.072	0.74	< 0.039	0.058	0.16						
	91-20-3 Naphthalene	1,600	170 / 1.8*	12	18	1.8	< 0.037	< 0.041	< 0.037	< 0.41	< 0.039	< 0.044	< 0.039	< 0.038	< 0.04						
	85-01-8 Phenanthrene					NE															

TABLE 5 - SOIL RESULTS IN THE SOCCER FIELD AREA

132-64-9	Dibenzofuran					NE	< 0.19	< 0.21	< 0.19	< 2.1	< 0.2	< 0.23	< 0.2	< 0.2	< 0.21
95-50-1	1,2-Dichlorobenzene	7,000	560 / 310*	17	43	17	< 0.19	< 0.21	< 0.19	< 2.1	< 0.2	< 0.23	< 0.2	< 0.2	< 0.21
541-73-1	1,3-Dichlorobenzene					NE	< 0.19	< 0.21	< 0.19	< 2.1	< 0.2	< 0.23	< 0.2	< 0.2	< 0.21
106-46-7	1,4-Dichlorobenzene	---	11,000 / 340*	2	11	2	< 0.19	< 0.21	< 0.19	< 2.1	< 0.2	< 0.23	< 0.2	< 0.2	< 0.21
91-94-1	3,3'-Dichlorobenzidine	1	---	0.007	0.033	1.3	< 0.19	< 0.21	< 0.19	< 2.1	< 0.2	< 0.23	< 0.2	< 0.2	< 0.21
120-83-2	2,4-Dichlorophenol	230	---	1	1	0.48	< 0.19	< 0.21	< 0.19	< 2.1	< 0.2	< 0.23	< 0.2	< 0.2	< 0.21
84-66-2	Diethyl phthalate	63,000	2,000	470	470	470	< 0.19	< 0.21	< 0.19	< 2.1	< 0.2	< 0.23	< 0.2	< 0.2	< 0.21
105-67-9	2,4-Dimethylphenol	1,600	---	9	9	9	< 0.19	< 0.21	< 0.19	< 2.1	< 0.2	< 0.23	< 0.2	< 0.2	< 0.21
131-11-3	Dimethyl phthalate					NE	< 0.19	< 0.21	< 0.19	< 2.1	< 0.2	< 0.23	< 0.2	< 0.2	< 0.21
534-52-1	4,6-Dinitro-2-methylphenol					NE	< 0.37	< 0.41	< 0.37	< 4.1	< 0.39	< 0.44	< 0.39	< 0.38	< 0.4
51-28-5	2,4-Dinitrophenol	160	---	0.2	0.2	3.3	< 0.94	< 1	< 0.94	< 10	< 0.98	< 1.1	< 0.98	< 0.95	< 1
121-14-2	2,4-Dinitrotoluene	0.9	---	0.0008	0.0008	0.25	< 0.037	< 0.041	< 0.037	< 0.41	< 0.039	< 0.044	< 0.039	< 0.038	< 0.04
606-20-2	2,6-Dinitrotoluene	0.9	---	0.0007	0.0007	0.26	< 0.037	< 0.041	< 0.037	< 0.41	< 0.039	< 0.044	< 0.039	< 0.038	< 0.04
84-74-2	Di-n-butyl phthalate	7,800	2,300	2,300	2,300	2,300	< 0.19	< 0.21	< 0.19	< 2.1	< 0.2	< 0.23	< 0.2	0.49	< 0.21
117-84-0	Di-n-octyl phthalate	1,600	10,000	10,000	10,000	1,600	< 0.19	< 0.21	< 0.19	< 2.1	< 0.2	< 0.23	< 0.2	< 0.2	< 0.21
118-74-1	Hexachlorobenzene	0.4	1	2	11	0.4	< 0.19	< 0.21	< 0.19	< 2.1	< 0.2	< 0.23	< 0.2	< 0.2	< 0.21
87-68-3	Hexachlorobutadiene					NE	< 0.19	< 0.21	< 0.19	< 2.1	< 0.2	< 0.23	< 0.2	< 0.2	< 0.21
77-47-4	Hexachlorocyclopentadiene	550	10 / 1.1*	400	2,200	1.1	< 0.19	< 0.21	< 0.19	< 2.1	< 0.2	< 0.23	< 0.2	< 0.2	< 0.21
67-72-1	Hexachloroethane	78	---	0.5	2.6	0.5	< 0.19	< 0.21	< 0.19	< 2.1	< 0.2	< 0.23	< 0.2	< 0.2	< 0.21
78-59-1	Isophorone	15,600	4,600	8	8	8	< 0.19	< 0.21	< 0.19	< 2.1	< 0.2	< 0.23	< 0.2	< 0.2	< 0.21
91-57-6	2-Methylnaphthalene					NE	< 0.19	< 0.21	< 0.19	< 2.1	< 0.2	< 0.23	< 0.2	< 0.2	< 0.21
95-48-7	2-Methylphenol	3,900	---	15	15	15	< 0.19	< 0.21	< 0.19	< 2.1	< 0.2	< 0.23	< 0.2	< 0.2	< 0.21
106-44-5	4-Methylphenol					NE	< 0.19	< 0.21	< 0.19	< 2.1	< 0.2	< 0.23	< 0.2	< 0.2	< 0.21
88-74-4	2-Nitroaniline					NE	< 0.19	< 0.21	< 0.19	< 2.1	< 0.2	< 0.23	< 0.2	< 0.2	< 0.21
99-09-2	3-Nitroaniline					NE	< 0.19	< 0.21	< 0.19	< 2.1	< 0.2	< 0.23	< 0.2	< 0.2	< 0.21
100-01-6	4-Nitroaniline					NE	< 0.19	< 0.21	< 0.19	< 2.1	< 0.2	< 0.23	< 0.2	< 0.2	< 0.21
88-75-5	2-Nitrophenol					NE	< 0.19	< 0.21	< 0.19	< 2.1	< 0.2	< 0.23	< 0.2	< 0.2	< 0.21
100-02-7	4-Nitrophenol					NE	< 0.37	< 0.41	< 0.37	< 4.1	< 0.39	< 0.44	< 0.39	< 0.38	< 0.4
98-95-3	Nitrobenzene	39	92/9.4*	0.1	0.1	0.26	< 0.037	< 0.041	< 0.037	< 0.41	< 0.039	< 0.044	< 0.039	< 0.038	< 0.04
621-64-7	N-Nitrosodi-n-propylamine	0.09	---	0.00005	0.00005	0.0018	< 0.037	< 0.041	< 0.037	< 0.41	< 0.039	< 0.044	< 0.039	< 0.038	< 0.04
62-75-9	N-Nitrosodimethylamine					NE	< 0.19	< 0.21	< 0.19	< 2.1	< 0.2	< 0.23	< 0.2	< 0.2	< 0.21
86-30-6	N-Nitrosodiphenylamine	130	---	1	5.6	1	< 0.037	< 0.041	< 0.037	< 0.41	< 0.039	< 0.044	< 0.039	< 0.038	< 0.04
108-60-1	2, 2'-oxybis(1-Chloropropane)					NE	< 0.19	< 0.21	< 0.19	< 2.1	< 0.2	< 0.23	< 0.2	< 0.2	< 0.21
87-86-5	Pentachlorophenol	3	---	0.03	0.14	0.02	< 0.076	< 0.084	< 0.076	< 0.83	< 0.079	< 0.09	< 0.079	< 0.077	< 0.081
108-95-2	Phenol	23,000	---	100	100	100	< 0.19	< 0.21	< 0.19	< 2.1	< 0.2	< 0.23	< 0.2	< 0.2	< 0.21
110-86-1	Pyridine					NE	< 0.76	< 0.84	< 0.76	< 8.3	< 0.79	< 0.9	< 0.79	< 0.77	< 0.81
120-82-1	1,2,4-Trichlorobenzene	780	3,200 / 920*	5	53	5	< 0.19	< 0.21	< 0.19	< 2.1	< 0.2	< 0.23	< 0.2	< 0.2	< 0.21
95-95-4	2,4,5-Trichlorophenol	7,800	---	270	1,400	26	< 0.19	< 0.21	< 0.19	< 2.1	< 0.2	< 0.23	< 0.2	< 0.2	< 0.21
88-06-2	2,4,6-Trichlorophenol	58	200	0.2	0.77	0.66	< 0.19	< 0.21	< 0.19	< 2.1	< 0.2	< 0.23	< 0.2	< 0.2	< 0.21
INORG	7429-90-5	Aluminum				NE	7700	11000	8700	10000	11000	21000	15000	12000	7900
	7440-36-0	Antimony	31	---		5	< 2.3	< 2.6	< 2.3	< 2.6	< 2.5	< 2.8	< 2.4	< 2.4	< 2.3
	7440-38-2	Arsenic	13.0/11.3	750		13	9.7	11	6.2	6.5	8.9	22	6.1	8.2	6.5
	7440-39-3	Barium	5,500	690,000		1,500	60	96	130	110	96	410	68	75	160
	7440-41-7	Beryllium	160	1,300		22	< 0.58	< 0.65	0.58	< 0.65	< 0.63	2.0	< 0.6	< 0.6	< 0.59
	7440-43-9	Cadmium	78	1,800		5.2	< 0.58	< 0.65	0.69	< 0.65	< 0.63	0.81	< 0.6	< 0.6	< 0.59
	7440-70-2	Calcium	---	---		NE	75000	45000	83000	87000	52000	39000	31000	45000	94000
	7440-47-3	Chromium	230	270		21	15	17	17	16	23 ^a	25 ^a	22 ^a	19	16
	7440-48-4	Cobalt	4,700	---		20	7.2	11	5.6	6.9	10	9.1	14	9.6	8.3
	7440-50-8	Copper	2,900	---		2,900	19	24	20	19	27	47	22	21	200
	57-12-5	Cyanide	1,600	---		40	< 0.28	< 0.31	< 0.29	< 0.31	< 0.3	< 0.34	< 0.3	< 0.29	< 0.3
	7439-89-6	Iron				15,900	23000	23000	16000	18000	23000	30000	25000	25000	18000
	7439-92-1	Lead	400	---		107	30	36	61	39	43	74	28	28	56
	7439-95-4	Magnesium	325,000	---		#####	36000	22000	41000	44000	27000	12000	15000	19000	47000
	7439-96-5	Manganese	1,600	69,000 / 8,700*		636	430	480	550	340	400	1200	550	330	380
	7439-97-6	Mercury	23	10 / 0.1*		0.1	0.035	0.029	0.033	0.030	0.045	0.052	0.031	0.035	0.024
	7440-02-0	Nickel	1,600	13,000		100	19	25	16	20	27	28	34	24	19
	7440-09-7	Potassium	---	---		NE	1300	1500	1100	1400	1800	2500	2000	1300	1100
	7782-49-2	Selenium	390	---		1.3	< 1.2	< 1.3	< 1.2	< 1.3	< 1.3	< 1.4	< 1.2	< 1.2	< 1.2
	7440-22-4	Silver	390	---		4.4	< 1.2	< 1.3	< 1.2	< 1.3	< 1.3	< 1.4	< 1.2	< 1.2	< 1.2
	7440-23-5	Sodium	---	---		NE	110	250	150	110	80	180	250	340	210
	7440-28-0	Thallium	6.3	---		2.6	< 1.2	< 1.3	< 1.2	< 1.3	< 1.3	< 1.4	< 1.2	< 1.2	< 1.2
	7440-62-2	Vanadium	550	---		550	17	23	18	20	24	36	23	22	17
	7440-66-6	Zinc	23,000	---		5,100	54	78	85	57	86	130	64	54	77
		pH				NA	8.3	7.5	8.3	8.2	8.1	7.7	8.3	8.2	8.0

* - Construction Worker Inhalation Objective from Appendix B, Table B.

24 Indicates that result exceeds either a Tier I Residential Remediation Objective, Construction Worker Inhalation Remediation Objective, or a Maximum Allowable Concentration (MAC) Threshold for Clean Soil Reuse

NE None established

NA Not applicable

All results in milligrams per kilogram (mg/kg).

23^a The superscript indicates that the result does not exceed the pH-specific remediation objective (RO) for the soil component of the groundwater ingestion pathway; the lowest RO in this pH range is 32 mg/kg.

TABLE 6 -- TEST PIT SOIL DATA

CAS No.	Analyte	Soil Component of Groundwater Ingestion Exposure Route Values					14080033-001	14080033-002	14080033-003	14080033-004	14080033-005	14080033-006	14080033-007	14080033-008
		Route Specific Values for Soil		Soil Component of Groundwater Ingestion Exposure Route Values			TP-1	TP-2	TP-3	TP-3-D	TP-4	TP-5	TP-6	TP-7
		Ingestion	Inhalation	Class I	Class II	MAC	07/31/2014 09:15	07/31/2014 10:05	07/31/2014 11:05	07/31/2014 11:05	07/31/2014 11:40	07/31/2014 12:30	07/31/2014 13:05	07/31/2014 13:40
		Laboratory ID :		Client Sample ID :			Date Collected :							
PNA	83-32-9	Acenaphthene	4,700	---	570	2,900	570	< 0.042	< 0.038	< 0.041	< 0.038	0.071	0.076	0.42
	208-96-8	Acenaphthylene					NE	< 0.042	< 0.038	< 0.041	< 0.038	< 0.037	< 0.037	0.081
	120-12-7	Anthracene	23,000	---	12,000	59,000	12,000	< 0.042	< 0.038	< 0.041	< 0.038	0.13	0.20	0.96
	56-55-3	Benz(a)anthracene	0.9	---	2	8	1.8	< 0.042	< 0.038	< 0.041	< 0.038	0.42	0.80	3.2
	50-32-8	Benzo(a)pyrene	0.09	---	8	82	2.1	< 0.042	< 0.038	< 0.041	< 0.038	0.51	0.87	3.5
	205-99-2	Benzo(b)fluoranthene	0.9	---	5	25	2.1	< 0.042	< 0.038	< 0.041	< 0.038	0.50	0.90	3.0
	191-24-2	Benzo(g,h,i)perylene					NE	< 0.042	< 0.038	< 0.041	< 0.038	0.38	0.59	2.3
	207-08-9	Benzo(k)fluoranthene	9	---	49	250	2.1	< 0.042	< 0.038	< 0.041	< 0.038	0.43	0.70	3.4
	218-01-9	Chrysene	88	---	160	800	88	< 0.042	< 0.038	< 0.041	< 0.038	0.52	0.88	3.6
	53-70-3	Dibenz(a,h)anthracene	0.09	---	2	7.6	0.42	< 0.042	< 0.038	< 0.041	< 0.038	0.18	0.27	1.0
	206-44-0	Fluoranthene	3,100	---	4,300	21,000	3,100	< 0.042	< 0.038	< 0.041	< 0.038	1.1	1.8	8.0
	86-73-7	Fluorene	3,100	---	560	2,800	560	< 0.042	< 0.038	< 0.041	< 0.038	0.063	0.071	0.32
	193-39-5	Indeno(1,2,3-cd)pyrene	0.9	---	14	69	1.6	< 0.042	< 0.038	< 0.041	< 0.038	0.34	0.54	2.1
	91-20-3	Naphthalene	1,600	170 / 1.8*	12	18	1.8	< 0.042	< 0.038	< 0.041	< 0.038	< 0.037	< 0.037	< 0.038
	85-01-8	Phenanthrene					NE	< 0.042	< 0.038	< 0.041	< 0.038	0.69	1.0	5.0
	129-00-0	Pyrene	2,300	---	4,200	21,000	2,300	< 0.042	< 0.038	< 0.041	< 0.038	0.88	1.5	6.5
SVOC	62-53-3	Aniline					NE	< 0.42	< 0.38	< 0.42	< 0.39	< 0.38	< 0.38	< 0.38
	92-87-5	Benzidine					NE	< 0.42	< 0.38	< 0.41	< 0.38	< 0.37	< 0.37	< 0.38
	65-85-0	Benzoic acid	310,000	---	400	400	400	< 1.1	< 0.94	< 1	< 0.96	< 0.94	< 0.94	< 0.95
	100-51-6	Benzyl alcohol					NE	< 0.22	< 0.19	< 0.21	< 0.2	< 0.19	< 0.19	< 0.2
	111-91-1	Bis(2-chloroethoxy)methane					NE	< 0.22	< 0.19	< 0.21	< 0.2	< 0.19	< 0.19	< 0.2
	111-44-4	Bis(2-chloroethyl)ether	0.6	0.2	0.0004	0.0004	0.66	< 0.22	< 0.19	< 0.21	< 0.2	< 0.19	< 0.19	< 0.2
	117-81-7	Bis(2-ethylhexyl)phthalate	46	31,000	3,600	31,000	46	< 1.1	< 0.94	< 1	< 0.96	< 0.94	< 0.94	< 0.95
	101-55-3	4-Bromophenyl phenyl ether					NE	< 0.22	< 0.19	< 0.21	< 0.2	< 0.19	< 0.19	< 0.2
	85-68-7	Butyl benzyl phthalate	16,000	930	930	930	46	< 0.22	< 0.19	< 0.21	< 0.2	< 0.19	< 0.19	< 0.2
	86-74-8	Carbazole	32	---	0.6	2.8	0.6	< 0.22	< 0.19	< 0.21	< 0.2	< 0.19	< 0.19	0.47
	106-47-8	4-Chloroaniline	310	---	0.7	0.7	0.7	< 0.22	< 0.19	< 0.21	< 0.2	< 0.19	< 0.19	< 0.2
	59-50-7	4-Chloro-3-methylphenol					NE	< 0.42	< 0.38	< 0.41	< 0.38	< 0.37	< 0.37	< 0.38
	91-58-7	2-Chloronaphthalene					NE	< 0.22	< 0.19	< 0.21	< 0.2	< 0.19	< 0.19	< 0.2
	95-57-8	2-Chlorophenol	390	53,000	4	4	1.5	< 0.22	< 0.19	< 0.21	< 0.2	< 0.19	< 0.19	< 0.2
	7005-72-3	4-Chlorophenyl phenyl ether					NE	< 0.22	< 0.19	< 0.21	< 0.2	< 0.19	< 0.19	< 0.2
	132-64-9	Dibenzofuran					NE	< 0.22	< 0.19	< 0.21	< 0.2	< 0.19	< 0.19	0.21
	95-50-1	1,2-Dichlorobenzene	7,000	560 / 310*	17	43	17	< 0.22	< 0.19	< 0.21	< 0.2	< 0.19	< 0.19	< 0.2
	541-73-1	1,3-Dichlorobenzene					NE	< 0.22	< 0.19	< 0.21	< 0.2	< 0.19	< 0.19	< 0.2
	106-46-7	1,4-Dichlorobenzene	---	11,000 / 340*	2	11	2	< 0.22	< 0.19	< 0.21	< 0.2	< 0.19	< 0.19	< 0.2
	91-94-1	3,3'-Dichlorobenzidine	1	---	0.007	0.033	1.3	< 0.22	< 0.19	< 0.21	< 0.2	< 0.19	< 0.19	< 0.2
	120-83-2	2,4-Dichlorophenol	230	---	1	1	0.48	< 0.22	< 0.19	< 0.21	< 0.2	< 0.19	< 0.19	< 0.2
	84-66-2	Diethyl phthalate	63,000	2,000	470	470	470	< 0.22	< 0.19	< 0.21	< 0.2	< 0.19	< 0.19	< 0.2
	105-67-9	2,4-Dimethylphenol	1,600	---	9	9	9	< 0.22	< 0.19	< 0.21	< 0.2	< 0.19	< 0.19	< 0.2
	131-11-3	Dimethyl phthalate					NE	< 0.22	< 0.19	< 0.21	< 0.2	< 0.19	< 0.19	< 0.2
	534-52-1	4,6-Dinitro-2-methylphenol					NE	< 0.42	< 0.38	< 0.41	< 0.38	< 0.37	< 0.37	< 0.38
	51-28-5	2,4-Dinitrophenol	160	---	0.2	0.2	3.3	< 1.1	< 0.94	< 1	< 0.96	< 0.94	< 0.94	< 0.95
	121-14-2	2,4-Dinitrotoluene	0.9	---	0.0008	0.0008	0.25	< 0.042	< 0.038	< 0.041	< 0.038	< 0.037	< 0.037	< 0.038
	606-20-2	2,6-Dinitrotoluene	0.9	---	0.0007	0.0007	0.26	< 0.042	< 0.038	< 0.041	< 0.038	< 0.037	< 0.037	< 0.038
	84-74-2	Di-n-butyl phthalate	7,800	2,300	2,300	2,300	2,300	< 0.22	< 0.19	< 0.21	< 0.2	< 0.19	< 0.19	< 0.2
	117-84-0	Di-n-octyl phthalate	1,600	10,000	10,000	10,000	1,600	< 0.22	< 0.19	< 0.21	< 0.2	< 0.19	< 0.19	< 0.2
	118-74-1	Hexachlorobenzene	0.4	1	2	11	0.4	< 0.22	< 0.19	< 0.21	< 0.2	< 0.19	< 0.19	< 0.2
	87-68-3	Hexachlorobutadiene					NE	< 0.22	< 0.19	< 0.21	< 0.2	< 0.19	< 0.19	< 0.2
	77-47-4	Hexachlorocyclopentadiene	550	10 / 1.1*	400	2,200	1.1	< 0.22	< 0.19	< 0.21	< 0.2	< 0.19	< 0.19	< 0.2
	67-72-1	Hexachloroethane	78	---	0.5	2.6	0.5	< 0.22	< 0.19	< 0.21	< 0.2	< 0.19	< 0.19	< 0.2
	78-59-1	Isophorone	15,600	4,600	8	8	8	< 0.22	< 0.19	< 0.21	< 0.2	< 0.19	< 0.19	< 0.2
	91-57-6	2-Methylnaphthalene					NE	< 0.22	< 0.19	< 0.21	< 0.2	< 0.19	< 0.19	< 0.2
	95-48-7	2-Methylphenol	3,900	---	15	15	15	< 0.22	< 0.19	< 0.21	< 0.2	< 0.19	< 0.19	< 0.2
	106-44-5	4-Methylphenol					NE	< 0.22	< 0.19	< 0.21	< 0.2	< 0.19	< 0.19	< 0.2
	88-74-4	2-Nitroaniline					NE	< 0.22	< 0.19	< 0.21	< 0.2	< 0.19	< 0.19	< 0.2
	99-09-2	3-Nitroaniline					NE	< 0.22	< 0.19	< 0.21	< 0.2	< 0.19	< 0.19	< 0.2
	100-01-6	4-Nitroaniline					NE	< 0.22	< 0.19	< 0.21	< 0.2	< 0.19	< 0.19	< 0.2
	88-75-5	2-Nitrophenol					NE	< 0.22	< 0.19	< 0.21	< 0.2	< 0.19	< 0.19	< 0.2
	100-02-7	4-Nitrophenol					NE	< 0.42	< 0.38	< 0.41	< 0.38	< 0.37	< 0.37	< 0.38
	98-95-3	Nitrobenzene	39	92/9.4*	0.1	0.1	0.26	< 0.042	< 0.038	< 0.041	< 0.038	< 0.037	< 0.037	< 0.038
	621-64-7	N-Nitrosodi-n-propylamine	0.09	---	0.00005	0.00005	0.0018	< 0.042	< 0.038	< 0.041	< 0.038	< 0.037	< 0.037	< 0.038
	62-75-9	N-Nitrosodimethylamine					NE	< 0.22	< 0.19	< 0.21	< 0.2	< 0.19	< 0.19	< 0.2
	86-30-6	N-Nitrosodiphenylamine	130	---	1	5.6	1	< 0.042	< 0.038	< 0.041	< 0.038	< 0.037	< 0.037	< 0.038
	108-60-1	2, 2'-oxybis(1-Chloropropane)					NE	< 0.22	< 0.19	< 0.21	< 0.2	< 0.19	< 0.19	< 0.2
	87-86-5	Pentachlorophenol	3	---	0.03	0.14	0.02	< 0.085	< 0.076	< 0.084	< 0.077	< 0.076	< 0.076	< 0.077
	108-95-2	Phenol	23,000	---	100	100	100	< 0.22	< 0.19	< 0.21	< 0.2	< 0.19	< 0.19	< 0.2
	110-86-1	Pyridine					NE	< 0.85	< 0.76	< 0.84	< 0.77	< 0.76	< 0.76	< 0.77
	120-82-1	1,2,4-Trichlorobenzene	780	3,200 / 920*	5	53	5	< 0.22	< 0.19	< 0.21	< 0.2	< 0.19	< 0.19	< 0.2
	95-95-4	2,4,5-Trichlorophenol	7,800	---	270	1,400	26	< 0.22	< 0.19	< 0.21	< 0.2	< 0.19	< 0.19	< 0.2
	88-06-2	2,4,6-Trichlorophenol	58	200	0.2	0.77	0.66	< 0.22	< 0.19	< 0.21	< 0.2	< 0.19	< 0.19	< 0.2
PCB	12674-11-2	Aroclor 1016	1	---	---	---	1	< 0.1	<					

TABLE 6 -- TEST PIT SOIL DATA

	53469-21-9	Aroclor 1242	1	---	---	---	1	< 0.1	< 0.091	< 0.1		< 0.093	< 0.091	< 0.09	< 0.091
	12672-29-6	Aroclor 1248	1	---	---	---	1	< 0.1	< 0.091	< 0.1		< 0.093	< 0.091	< 0.09	< 0.091
	11097-69-1	Aroclor 1254	1	---	---	---	1	< 0.1	< 0.091	< 0.1		< 0.093	< 0.091	< 0.09	< 0.091
	11096-82-5	Aroclor 1260	1	---	---	---	1	< 0.1	< 0.091	< 0.1		< 0.093	< 0.091	< 0.09	< 0.091
PEST	72-54-8	4,4'-DDD	3	---	16	80	3	< 0.002	< 0.0018	< 0.002	< 0.0019	< 0.0019			
	72-55-9	4,4'-DDE	2	---	54	270	2	< 0.002	< 0.0018	< 0.002	< 0.0019	< 0.0019			
	50-29-3	4,4'-DDT	2	--- / 2,100*	32	160	2	< 0.002	< 0.0018	< 0.002	< 0.0019	< 0.0019			
	309-00-2	Aldrin	0.04		3	0.5	2.5	0.94	< 0.002	< 0.0018	< 0.002	< 0.0019	< 0.0019		
	319-84-6	alpha-BHC	0.1	0.8	0.0005	0.003	0.0074		< 0.002	< 0.0018	< 0.002	< 0.0019	< 0.0019		
	5103-71-9	alpha-Chlordane						NE	< 0.002	< 0.0018	< 0.002	< 0.0019	< 0.0019		
	319-85-7	beta-BHC						NE	< 0.002	< 0.0018	< 0.002	< 0.0019	< 0.0019		
	57-74-9	Chlordane	1.8	72 / 22*	10	48	1.8		< 0.02	< 0.018	< 0.02	< 0.019	< 0.019		
	319-86-8	delta-BHC						NE	< 0.002	< 0.0018	< 0.002	< 0.0019	< 0.0019		
	60-57-1	Dieldrin	0.04	1	0.004	0.02	0.603		< 0.002	< 0.0018	< 0.002	< 0.0019	< 0.0019		
	959-98-8	Endosulfan I	470	---	18	90	18		< 0.002	< 0.0018	< 0.002	< 0.0019	< 0.0019		
	33213-65-9	Endosulfan II	470	---	18	90	18		< 0.002	< 0.0018	< 0.002	< 0.0019	< 0.0019		
	1031-07-8	Endosulfan sulfate						NE	< 0.002	< 0.0018	< 0.002	< 0.0019	< 0.0019		
	72-20-8	Endrin	23	---	1	5	1		< 0.002	< 0.0018	< 0.002	< 0.0019	< 0.0019		
	7421-93-4	Endrin aldehyde						NE	< 0.002	< 0.0018	< 0.002	< 0.0019	< 0.0019		
	53494-70-5	Endrin ketone						NE	< 0.002	< 0.0018	< 0.002	< 0.0019	< 0.0019		
	58-89-9	gamma-BHC	0.5	---	0.009	0.047	0.0074		< 0.002	< 0.0018	< 0.002	< 0.0019	< 0.0019		
	5566-34-7	gamma-Chlordane						NE	< 0.002	< 0.0018	< 0.002	< 0.0019	< 0.0019		
	76-44-8	Heptachlor	0.1	0.1	23	110	0.871		< 0.002	< 0.0018	< 0.002	< 0.0019	< 0.0019		
	1024-57-3	Heptachlor epoxide	0.07	5	0.7	3.3	1.005		< 0.002	< 0.0018	< 0.002	< 0.0019	< 0.0019		
	72-43-5	Methoxychlor	390	---	160	780	160		< 0.002	< 0.0018	< 0.002	< 0.0019	< 0.0019		
	8001-35-2	Toxaphene	0.6	89	31	150	0.6		< 0.042	< 0.038	< 0.042	< 0.039	< 0.038		
HERB	93-76-5	2,4,5-T						NE	< 0.0042	< 0.0038	< 0.0042	< 0.0039	< 0.0038		
	93-72-1	2,4,5-TP (Silvex)	630	---	11	55	11		< 0.0042	< 0.0038	< 0.0042	< 0.0039	< 0.0038		
	94-75-7	2,4-D	780	---	1.5	7.7	1.5		< 0.0042	< 0.0038	< 0.0042	< 0.0039	< 0.0038		
	94-82-6	2,4-DB						NE	< 0.0085	< 0.0077	< 0.0084	< 0.0079	< 0.0077		
	75-99-0	Dalapon	2,300	---	0.85	8.5	0.85		< 0.042	< 0.038	< 0.042	< 0.039	< 0.038		
	1918-00-9	Dicamba						NE	< 0.0085	< 0.0077	< 0.0084	< 0.0079	< 0.0077		
	120-36-5	Dichlorprop						NE	< 0.0085	< 0.0077	< 0.0084	< 0.0079	< 0.0077		
	88-85-7	Dinoseb	78	---	0.34	3.4	0.25		< 0.0085	< 0.0077	< 0.0084	< 0.0079	< 0.0077		
	94-74-6	MCPA						NE	< 0.0085	< 0.0077	< 0.0084	< 0.0079	< 0.0077		
	7085-19-0	MCPA						NE	< 0.0042	< 0.0038	< 0.0042	< 0.0039	< 0.0038		
	1918-02-1	Picloram	5,500	---	2	20	2		< 0.0085	< 0.0077	< 0.0084	< 0.0079	< 0.0077		
INORG	7429-90-5	Aluminum						NE	17000	16000	16000	15000	16000	13000	8400
	7440-36-0	Antimony	31	---			5		< 2.2	< 2.1	< 2.5	< 2.4	< 2.1	< 2.4	< 2.1
	7440-38-2	Arsenic	13.0/11.3		750		13		8.4	13	6.0	8.4	8.6	8.3	4.9
	7440-39-3	Barium	5,500		690,000		1,500		120	73	110	95	130	100	60
	7440-41-7	Beryllium	160		1,300		22		1.2	1.1	1.1	1.1	1.1	1.0	0.73
	7440-43-9	Cadmium	78		1,800		5.2		< 0.55	< 0.52	< 0.62	< 0.6	< 0.53	< 0.59	< 0.52
	7440-70-2	Calcium	---				NE		18000	39000	16000	32000	56000	56000	180000
	7440-47-3	Chromium	230		270		21		22^a	21	21	23^a	21	24^a	25^a
	7440-48-4	Cobalt	4,700				20		11	13	8.1	13	12	11	5.8
	7440-50-8	Copper	2,900				2,900		22	31	23	25	24	26	17
	57-12-5	Cyanide	1,600				40		< 0.32	< 0.29	< 0.32	< 0.29	< 0.29	< 0.28	< 0.29
	7439-89-6	Iron					15,900		27000	33000	24000	27000	25000	23000	18000
	7439-92-1	Lead	400				107		21	19	17	28	38	67	60
	7439-95-4	Magnesium	325,000				325,000		9800	16000	8400	15000	25000	28000	67000
	7439-96-5	Manganese	1,600		69,000 / 8,700*		636		530	370	400	430	620	540	330
	7439-97-6	Mercury	23		10 / 0.1*		0.1		0.031	0.033	0.028	0.030	0.035	0.058	0.15
	7440-02-0	Nickel	1,600		13,000		100		27	36	27	32	24	24	18
	7440-09-7	Potassium	---				NE		1700	1900	1400	2300	1700	1800	1200
	7782-49-2	Selenium	390				1.3		< 1.1	< 1	< 1.2	< 1.2	< 1.1	< 1.2	< 1
	7440-22-4	Silver	390				4.4		< 1.1	< 1	< 1.2	< 1.2	< 1.1	< 1.2	< 1
	7440-23-5	Sodium	---				NE		110	70	< 74	< 72	370	460	240
	7440-28-0	Thallium	6.3				2.6		< 1.1	< 1	< 1.2	< 1.2	< 1.1	< 1.2	< 1
	7440-62-2	Vanadium	550				550		31	25	27	28	30	27	16
	7440-66-6	Zinc	23,000				5,100		62	72	58	72	82	89	61
TCLP	7440-38-2	Arsenic			0.05	0.2	NA		< 0.01	< 0.01	< 0.01	< 0.01	< 0.01	< 0.01	< 0.01
	7440-39-3	Barium			2.0	2.0	NA		0.62	0.58	0.50	0.51	0.63	0.60	0.40
	7440-43-9	Cadmium			0.005	0.05	NA		< 0.005	< 0.005	< 0.005	< 0.005	< 0.005	< 0.005	< 0.005
	7440-47-3	Chromium			0.1	1.0	NA		< 0.01	< 0.01	< 0.01	< 0.01	< 0.01	< 0.01	< 0.01
	7439-92-1	Lead			0.0075	0.1	NA		< 0.005	< 0.005	< 0.005	< 0.005	< 0.005	< 0.005	0.0068
	7439-97-6	Mercury			0.002	0.01	NA		< 0.0002	< 0.0002	< 0.0002	< 0.0002	< 0.0002	< 0.0002	< 0.0002
	7782-49-2	Selenium			0.05	0.05	NA		< 0.01	< 0.01	< 0.01	< 0.01	< 0.01	< 0.01	< 0.01
	7440-22-4	Silver			0.05	---	NA		< 0.01	< 0.01	< 0.01	< 0.01	< 0.01	< 0.01	< 0.01
pH									7.7	8.0	8.0	7.9	8.0	7.8	8.2

* - Construction Worker Inhalation Objective from Appendix B, Table B.

24 Indicates that result exceeds either a Tier I Residential Remediation Objective, Construction Worker Inhalation Remediation Objective, or a Maximum Allowable Concentration (MAC) Threshold for Clean Soil Reuse

NE None established

NA Not applicable

All results in milligrams per kilogram (mg/kg) except for TCLP results which are in milligrams per liter (mg/L)

TCLP Toxicity characteristic leaching procedure

24^a The superscript indicates that the remediation objective (RO) for the pH-based soil component of groundwater ingestion was not exceeded at this location; the lowest RO is 32 mg/kg.

TABLE 7A -- LIME PIT SOIL SAMPLE RESULTS

							Laboratory ID :	14070878-020	14070878-021	14070878-022	14070878-023	14070878-024	14070878-025
							Client Sample ID :	Lime-SB-1-0204	Lime-SB-2-0002	Lime-SB-2-0204	Lime-SB-3-0002	Lime-SB-3-0002-D	Lime-SB-3-0204
							Date Collected :	07/22/2014 12:35	07/22/2014 12:45	07/22/2014 12:47	07/22/2014 13:10	07/22/2014 13:10	07/22/2014 13:15
CAS No.	Analyte	Route Specific Values for Soil		Soil Component of Groundwater Ingestion Exposure Route Values		MAC							
		Ingestion	Inhalation	Class I	Class II								
INORG	7429-90-5	Aluminum				NE	25000	610	8600	26000	20000	15000	
	7440-36-0	Antimony	31	---		5	< 2.4	< 2.3	< 2.6	< 2.5	< 2.4	< 2.2	
	7440-38-2	Arsenic	13	750		13	5.6	< 1.2	13	12	8.8	5.7	
	7440-39-3	Barium	5,500	690,000		1,500	220	4.2	83	140	110	73	
	7440-41-7	Beryllium	160	1,300		22	1.4	< 0.59	0.74	1.3	1.0	0.96	
	7440-43-9	Cadmium	78	1,800		5.2	< 0.59	< 0.59	< 0.66	< 0.62	< 0.61	< 0.56	
	7440-70-2	Calcium	---	---		NE	5400	220000	6200	13000	90000	81000	
	7440-47-3	Chromium	230	270		21	27	7.0	13	30	26	28	
	7440-48-4	Cobalt	4,700	---		20	10	< 1.2	13	16	12	13	
	7440-50-8	Copper	2,900	---		2,900	27	< 2.9	33	27	20	19	
	57-12-5	Cyanide	1,600	---		40	< 0.32	< 0.3	< 0.35	< 0.33	< 0.34	< 0.31	
	7439-89-6	Iron		---		15,900	29000	3000	26000	42000	28000	25000	
	7439-92-1	Lead	400	---		107	23	4.1	24	22	29	12	
	7439-95-4	Magnesium	325,000	---		325,000	5700	130000	5400	9400	16000	25000	
	7439-96-5	Manganese	1,600	69,000 / 8,700*		636	140	210	920	600	380	500	
	7439-97-6	Mercury	23	10 / 0.1*		0.1	0.039	< 0.019	0.035	< 0.025	< 0.027	< 0.025	
	7440-02-0	Nickel	1,600	13,000		100	24	2.5	38	45	31	34	
	7440-09-7	Potassium	---	---		NE	1300	290	900	2200	2300	2400	
	7782-49-2	Selenium	390	---		1.3	< 1.2	< 1.2	< 1.3	< 1.2	< 1.2	< 1.1	
	7440-22-4	Silver	390	---		4.4	< 1.2	< 1.2	< 1.3	< 1.2	< 1.2	< 1.1	
	7440-23-5	Sodium	---	---		NE	310	200	83	98	140	160	
	7440-28-0	Thallium	6.3	---		2.6	< 1.2	< 1.2	< 1.3	< 1.2	< 1.2	< 1.1	
	7440-62-2	Vanadium	550	---		550	41	1.8	20	34	32	27	
	7440-66-6	Zinc	23,000	---		5,100	60	23	63	66	60	53	
	pH					NA	7.8	9.4	7.5	8.0	7.7	8.1	

* - Construction Worker Inhalation Objective from Appendix B, Table B.

960 Indicates that result exceeds either a Tier I Residential Remediation Objective, Construction Worker Inhalation Remediation Objective, or a Maximum Allowable Concentration (MAC) Threshold for Clean Soil Reuse

NE None established

NA Not applicable

All results are in milligrams per kilogram (mg/kg).

* - Construction Worker Inhalation Objective from Appendix B, Table B.

TABLE 7B -- LIME SLUDGE SAMPLE RESULTS

						Laboratory ID :	14080039-004
						Client Sample ID :	LP-1
						Date Collected :	07/31/2014 09:30
CAS No.	Analyte	Route Specific Values for Soil		Soil Component of Groundwater Ingestion Exposure Route Values			
		Ingestion	Inhalation	Class I	Class II		
INORG	7429-90-5	Aluminum					5200
	7440-36-0	Antimony	31	---			< 3.1
	7440-38-2	Arsenic	13.0/11.3	750			1.9
	7440-39-3	Barium	5,500	690,000			54
	7440-41-7	Beryllium	160	1,300			< 0.76
	7440-43-9	Cadmium	78	1,800			< 0.76
	7440-70-2	Calcium	---	---			430000
	7440-47-3	Chromium	230	270			3.6
	7440-48-4	Cobalt	4,700	---			< 1.5
	7440-50-8	Copper	2,900	---			< 3.8
	57-12-5	Cyanide	1,600	---			< 0.45
	7439-89-6	Iron		---			6000
	7439-92-1	Lead	400	---			14
	7439-95-4	Magnesium	325,000	---			37000
	7439-96-5	Manganese	1,600	69,000 / 8,700*			62
	7439-97-6	Mercury	23	10 / 0.1*			0.35
	7440-02-0	Nickel	1,600	13,000			8.0
	7440-09-7	Potassium	---	---			90
	7782-49-2	Selenium	390	---			< 1.5
	7440-22-4	Silver	390	---			< 1.5
	7440-23-5	Sodium	---	---			560
	7440-28-0	Thallium	6.3	---			< 1.5
	7440-62-2	Vanadium	550	---			4.2
	7440-66-6	Zinc	23,000	---			18
TCLP	7440-38-2	Arsenic			0.05	0.2	< 0.01
	7440-39-3	Barium			2.0	2.0	0.48
	7440-43-9	Cadmium			0.005	0.05	< 0.005
	7440-47-3	Chromium			0.1	1.0	< 0.01
	7439-92-1	Lead			0.0075	0.1	< 0.005
	7439-97-6	Mercury			0.002	0.01	< 0.0002
	7782-49-2	Selenium			0.05	0.05	< 0.01
	7440-22-4	Silver			0.05	---	< 0.01
WASTE		pH					9.3
		Percent moisture					44.7 percent
		Reactive Cyanide					<1
		Reactive Sulfide					<10
		Flash Point					No Flash up to 212°
		Paint Test					Pass

All results in milligrams per kilogram (mg/kg) unless otherwise specified

0.35 Result exceeding Tier I Remediation Objective

TABLE 8 -- TRANSFORMER SOI L SAMPLING DATA

			14070878-012	14070878-013	14070878-014	14070878-015	14070878-016	14070878-017	14070878-018	14070878-019	14070878-043	14070878-044	14070878-045	14070878-075	14070878-076	14070878-077	
			T-SS-11-S1	T-SS-9-S2	T-SS-12-S3	T-SS-10-S4	T-SS-13-S5	T-SS-4-S6	T-SS-6-S7	T-SS-7-S8	Power-T-SS-1	Cottage-T-SS-1	Cottage-T-SS-D	T-SS-7-S8-D	T-SS-5-S9	T-SS-8-T1	
			07/21/2014 11:05	07/21/2014 11:10	07/21/2014 11:15	07/21/2014 11:20	07/21/2014 11:55	07/21/2014 10:05	07/21/2014 10:25	07/21/2014 10:37	07/22/2014 15:17	07/22/2014 15:30	07/22/2014 15:30	07/21/2014 10:37	07/21/2014 10:17	07/21/2014 10:50	
			Route Specific Values for Soil														
Analyte	Ingestion	MAC															
PCB	Aroclor 1016	1	1	< 0.095	< 0.096	< 0.094	< 0.095	< 0.097	< 0.096	< 0.095	< 0.092	< 0.09	< 0.094	< 0.095	< 0.093	< 0.094	< 0.093
	Aroclor 1221	1	1	< 0.095	< 0.096	< 0.094	< 0.095	< 0.097	< 0.096	< 0.095	< 0.092	< 0.09	< 0.094	< 0.095	< 0.093	< 0.094	< 0.093
	Aroclor 1232	1	1	< 0.095	< 0.096	< 0.094	< 0.095	< 0.097	< 0.096	< 0.095	< 0.092	< 0.09	< 0.094	< 0.095	< 0.093	< 0.094	< 0.093
	Aroclor 1242	1	1	< 0.095	< 0.096	< 0.094	< 0.095	< 0.097	< 0.096	< 0.095	< 0.092	< 0.09	< 0.094	< 0.095	< 0.093	< 0.094	< 0.093
	Aroclor 1248	1	1	< 0.095	< 0.096	< 0.094	< 0.095	< 0.097	< 0.096	< 0.095	< 0.092	< 0.09	< 0.094	< 0.095	< 0.093	< 0.094	< 0.093
	Aroclor 1254	1	1	< 0.095	< 0.096	< 0.094	< 0.095	< 0.097	< 0.096	< 0.095	< 0.092	0.46	< 0.094	< 0.095	< 0.093	< 0.094	< 0.093
	Aroclor 1260	1	1	< 0.095	< 0.096	< 0.094	< 0.095	< 0.097	< 0.096	< 0.095	< 0.092	0.43	< 0.094	< 0.095	< 0.093	< 0.094	< 0.093

			14070878-078	14070878-079	14070878-080	14070878-081	14070878-082	14070878-083	14070878-084	14070878-085	14080039-001	14080039-002	14080039-003	14080039-011	14070878-086	
			T-SS-14-U5	T-SS-16-U6	T-SS-20-U7	T-SS-17-U8	T-SS-1-U9	T-SS-2-V1	T-SS-3-V2	Spruce-T-SS-18	Cottage -T-SS- 1	Cottage -T-SS- 1 -D	Pine -T-SS- 1	PP -T-SS- 1	Admin-T-SS-19	
			07/21/2014 12:06	07/21/2014 13:30	07/21/2014 13:15	07/21/2014 13:36	07/21/2014 09:20	07/21/2014 09:29	07/21/2014 09:41	07/21/2014 13:55	07/31/2014 08:13	07/31/2014 08:13	07/31/2014 14:47	07/31/2014 09:20	07/21/2014 14:10	
			Route Specific Values for Soil													
Analyte	Ingestion	MAC														
PCB	Aroclor 1016	1	1	< 0.095	< 0.092	< 0.093	< 0.092	< 0.097	< 0.094	< 0.097	< 0.1	< 0.1	< 0.12	< 0.088	< 0.097	< 0.095
	Aroclor 1221	1	1	< 0.095	< 0.092	< 0.093	< 0.092	< 0.097	< 0.094	< 0.097	< 0.1	< 0.1	< 0.12	< 0.088	< 0.097	< 0.095
	Aroclor 1232	1	1	< 0.095	< 0.092	< 0.093	< 0.092	< 0.097	< 0.094	< 0.097	< 0.1	< 0.1	< 0.12	< 0.088	< 0.097	< 0.095
	Aroclor 1242	1	1	< 0.095	< 0.092	< 0.093	< 0.092	< 0.097	< 0.094	< 0.097	< 0.1	< 0.1	< 0.12	< 0.088	< 0.097	< 0.095
	Aroclor 1248	1	1	< 0.095	< 0.092	< 0.093	< 0.092	< 0.097	< 0.094	< 0.097	< 0.1	< 0.1	< 0.12	< 0.088	< 0.097	< 0.095
	Aroclor 1254	1	1	< 0.095	< 0.092	< 0.093	< 0.092	< 0.097	< 0.094	< 0.097	< 0.1	< 0.1	< 0.12	0.17	< 0.097	< 0.095
	Aroclor 1260	1	1	< 0.095	< 0.092	< 0.093	< 0.092	< 0.097	< 0.094	< 0.097	< 0.1	< 0.1	< 0.12	0.16	< 0.097	< 0.095

All results in micrograms per kilogram

TABLE 10 -- SURFACE SOIL LEAD SAMPLING IN POWER HOUSE AREA

CAS No.	Analyte	Route Specific Values for Soil		Soil Component of		MAC	Laboratory ID :	14070878-039	14070878-040	14070878-041	14070878-042	14070878-056	14070878-057	14070878-058	14070878-059
		Ingestion	Inhalation	Class I	Class II		Client Sample ID :	Power-LP-SS-10	Power-LP-SS-11	Power-LP-SS-12	Power-LP-SS-12-D	Power-LP-SS-5	Power-LP-SS-6	Power-LP-SS-6-D	Power-LP-SS-7
7439-92-1	Lead pH	400	---	107		107	Date Collected :	07/22/2014 15:01	07/22/2014 14:55	07/22/2014 14:58	07/22/2014 14:58	07/21/2014 14:40	07/21/2014 14:45	07/21/2014 14:45	07/21/2014 14:51
						NA									
								85	74	120	130	22	72	75	87
								7.8	7.4	7.9	7.9	7.8	7.4	7.4	7.2
CAS No.	Analyte	Route Specific Values for Soil		Soil Component of		MAC	Laboratory ID :	14070878-060	14070878-061	14070878-062	14070878-063	14070878-064	14070878-065	14070878-066	
		Ingestion	Inhalation	Class I	Class II		Client Sample ID :	Power-LP-SS-8	Power-LP-SS-9	Power-LP-SS-13	Power-LP-SS-14	Power-LP-SS-15	Power-LP-SS-16	Power-LP-SS-17	
7439-92-1	Lead pH	400	---	107		107	Date Collected :	07/21/2014 14:56	07/21/2014 15:02	07/21/2014 15:55	07/21/2014 15:49	07/21/2014 15:44	07/21/2014 15:40	07/21/2014 15:12	
						NA									
								36	62	190	190	220	270	230	
								7.8	7.4	8.2	7.8	7.8	7.6	7.2	
CAS No.	Analyte	Route Specific Values for Soil		Soil Component of		MAC	Laboratory ID :	14070878-067	14070878-068	14070878-069	14070878-087	14070878-088	14070878-089	14070878-090	
		Ingestion	Inhalation	Class I	Class II		Client Sample ID :	Power-LP-SS-18	Power-LP-SS-19	Power-LP-SS-20	Power-LP-SS-1	Power-LP-SS-2	Power-LP-SS-3	Power-LP-SS-4	
7439-92-1	Lead pH	400	---	107		107	Date Collected :	07/21/2014 15:35	07/21/2014 15:20	07/21/2014 15:24	07/21/2014 13:30	07/21/2014 13:34	07/21/2014 14:30	07/21/2014 14:34	
						NA									
								510	120	180	330	150	170	73	
								7.3	7.3	7.2	7.5	7.6	7.2	7.7	

120

NA

Indicates that result exceeds either a Tier I Residential Remediation Objective, Construction Worker Inhalation Remediation Objective, or a Maximum Allowable Concentration (MAC) Threshold for Clean Soil Reuse

Not applicable

All results in milligrams per kilogram (mg/kg)

APPENDIX A

SOIL BORING AND TEMPORARY WELL LOGS

APPENDIX B
PHOTOGRAPHIC LOG

Photographic Documentation
Former Tinley Mental Health Center
Tinley Park, Illinois
Phase II ESA



Photo: 1

Description:

Fill area west of Power House

Orientation:

Facing West-southwest

Date: July 31, 2014

Photographer: TWH



Photo: 2

Description:

Continuing to the west from prior photo

Orientation:

Facing Southwest

Date: July 31, 2014

Photographer: TWH



Photographic Documentation
Former Tinley Mental Health Center
Tinley Park, Illinois



Photo: 3

Description:

Fill area, continuing to northwest from prior photo

Orientation:

Facing northwest

Date: July 31, 2014
Photographer: TWH



Photo: 4

Description:

Fill area, continuing to north from prior photo

Orientation:

Facing north

Date: July 31, 2014
Photographer: TWH



Photographic Documentation
Former Tinley Mental Health Center
Tinley Park, Illinois



Photo: 5

Description:

Test Pit 1 – part of buried
culvert including concrete.

Orientation:

Facing northwest

Date: July 31, 2014
Photographer: TWH



Photo: 6

Description:

Western extension of Test
Pit 1 – clay fill with clay at
depth of about 3 feet.

Orientation:

Facing West

Date: July 31, 2014
Photographer: TWH



Photographic Documentation
Former Tinley Mental Health Center
Tinley Park, Illinois



Photo: 7

Description:

Test Pit 2; not clean fill
with native clay at base

Orientation:

Facing north

Date: July 31, 2014
Photographer: TWH



Photo: 8

Description:

Closeup of Test Pit 2;
looking at intersection of
north and western
extension; clean native
clay at base

Orientation:

Facing northwest

Date: July 31, 2014
Photographer: TWH



Photographic Documentation
Former Tinley Mental Health Center
Tinley Park, Illinois



Photo: 9

Description:

Western extension of TP-2; note all clean fill with clay underneath

Orientation:

Facing west

Date: July 31, 2014
Photographer: TWH



Photo: 10

Description:

North extension of Test Pit 3; minor fill; mostly clean with clay underlying

Orientation:

Facing north.

Date: July 31, 2014
Photographer: TWH



Photographic Documentation
Former Tinley Mental Health Center
Tinley Park, Illinois



Photo: 11

Description:

Test Pit 3; looking at intersection of north-south and west extension; note clean fill overlying native clay.

Orientation:

Facing northwest

Date: July 31, 2014
Photographer: TWH



Photo: 12

Description:

Test Pit 3; looking west at west extension

Orientation:

Facing west

Date: July 31, 2014
Photographer: TWH



Photographic Documentation
Former Tinley Mental Health Center
Tinley Park, Illinois



Photo: 13

Description:

Test Pit 4; note clean fill and topsoil; native clay underlying fill

Orientation:

Facing north.

Date: July 31, 2014
Photographer: TWH



Photo: 14

Description:

Test Pit 5; note predominantly soil with a lot of debris (brick; battery; some rubber)

Orientation:

Facing Southwest

Date: July 31, 2014
Photographer: TWH



Photographic Documentation
Former Tinley Mental Health Center
Tinley Park, Illinois



Photo: 15

Description:

Test Pit 5; residual part of car or equipment battery.

Orientation:

Facing down

Date: July 31, 2014

Photographer: TWH



Photo: 16

Description:

Test Pit 5 close of up fill material including rubber some metal; gravel, and asphalt

Orientation:

Facing north

Date: July 31, 2014

Photographer: TWH



Photographic Documentation
Former Tinley Mental Health Center
Tinley Park, Illinois



Photo: 17

Description:

Test Pit 6; note concrete sewer pipe, brick, concrete, other debris.

Orientation:

Facing southwest

Date: July 31, 2014
Photographer: TWH



Photo: 18

Description:

Looking at Test Pit 6; note the abundance of debris including concrete, brick, rock, asphalt, and other miscellaneous debris.

Orientation:

Facing Southwest

Date: July 31, 2014
Photographer: TWH



Photographic Documentation
Former Tinley Mental Health Center
Tinley Park, Illinois



Photo: 19

Description:

Test Pit 7; note ash and cinder; also lime solids.

Orientation:

Facing north

Date: July 31, 2014

Photographer: TWH



Photo: 20

Description:

Test Pit 7; large chunk of lime solids.

Orientation:

Northeast

Date: July 31, 2014

Photographer: TWH



Photographic Documentation
Former Tinley Mental Health Center
Tinley Park, Illinois



Photo: 21

Description:

Test Pit 7; closeup of lime solids intermixed with ash and cinder.

Orientation:

Facing north

Date: July 31, 2014
Photographer: TWH



Photo: 22

Description:

Visual contamination at 6-7 feet bgs in soil boring in drum accumulation area to north of Power Plant.

Orientation:

Facing West

Date: July 31, 2014
Photographer: SLD



Photographic Documentation
Former Tinley Mental Health Center
Tinley Park, Illinois



Photo: 23

Description:

Drilling soil boring in drum accumulation area to north of Power Plant.

Orientation:

Facing West

Date: July 31, 2014
Photographer: SLD



Photo: 24

Description:

Soil sampling location at former UST area near Oak Hall.

Orientation:

Facing West

Date: July 31, 2014
Photographer: SLD



Photographic Documentation
Former Tinley Mental Health Center
Tinley Park, Illinois



Photo: 25

Description:

Deep Boring – 4 location
near Howe Development
Center.

Orientation:

Facing East

Date: July 31, 2014
Photographer: SLD



Photo: 26

Description:

Using GPR to locate edge
of UST and associated
piping north of Power
Plant

Orientation:

Facing West

Date: July 31, 2014
Photographer: TWH



Photographic Documentation
Former Tinley Mental Health Center
Tinley Park, Illinois



Photo: 27

Description:

Closeup of GPR; north of
Power Plant

Orientation:

Facing Southwest

Date: July 31, 2014
Photographer: TWH



APPENDIX C
LABORATORY DATA

STAT Analysis Corporation

2242 West Harrison St., Suite 200, Chicago, IL 60612-3766

Tel: (312) 733-0551 Fax: (312) 733-2386 STATinfo@STATAnalysis.com

Accreditations: IEPA ELAP 100445; ORELAP IL300001; AIHA-LAP, LLC 101160; NVLAP LabCode 101202-0

August 05, 2014

Tetra Tech EM Inc.
1 South Wacker Drive
Chicago, IL 60606

Telephone: (312) 946-6474
Fax: (312) 938-0118

Analytical Report for STAT Work Order: 14070878 Revision 0

RE: TPMHC, Tinley Park

Dear Tom Hahne:

STAT Analysis received 99 samples for the referenced project on 7/23/2014 7:49:00 PM. The analytical results are presented in the following report.

All analyses were performed in accordance with the requirements of 35 IAC Part 186 / NELAC standards. Analyses were performed in accordance with methods as referenced on the analytical report. Those analytical results expressed on a dry weight basis are also noted on the analytical report.

All analyses were performed within established holding time criteria, and all Quality Control criteria met EPA or laboratory specifications except when noted in the Case Narrative or Analytical Report. If required, an estimate of uncertainty for the analyses can be provided. A listing of accredited methods/parameters can also be provided.

Thank you for the opportunity to serve you and I look forward to working with you in the future. If you have any questions regarding the enclosed materials, please contact me at (312) 733-0551.

Sincerely,



Frank Capoccia
Project Manager

The information contained in this report and any attachments is confidential information intended only for the use of the individual or entities named above. The results of this report relate only to the samples tested. If you have received this report in error, please notify us immediately by phone. This report shall not be reproduced, except in its entirety, unless written approval has been obtained from the laboratory. This analytical report shall become property of the Customer upon payment in full. Otherwise, STAT will be under no obligation to support, defend or discuss the analytical report.

Client: Tetra Tech EM Inc.
Project: TPMHC, Tinley Park
Work Order: 14070878 Revision 0

Work Order Sample Summary

Lab Sample ID	Client Sample ID	Tag Number	Collection Date	Date Received
14070878-001A	Maint-SB-1-0003		7/21/2014 9:23:00 AM	7/23/2014
14070878-001B	Maint-SB-1-0003		7/21/2014 9:23:00 AM	7/23/2014
14070878-002A	Maint-SB-1-0810		7/21/2014 9:34:00 AM	7/23/2014
14070878-002B	Maint-SB-1-0810		7/21/2014 9:34:00 AM	7/23/2014
14070878-003A	Maint-SB-2-0003		7/21/2014 10:53:00 AM	7/23/2014
14070878-003B	Maint-SB-2-0003		7/21/2014 10:53:00 AM	7/23/2014
14070878-004A	Maint-SB-2-1012		7/21/2014 10:58:00 AM	7/23/2014
14070878-004B	Maint-SB-2-1012		7/21/2014 10:58:00 AM	7/23/2014
14070878-005A	Maint-SB-3-0003		7/21/2014 1:50:00 PM	7/23/2014
14070878-005B	Maint-SB-3-0003		7/21/2014 1:50:00 PM	7/23/2014
14070878-006A	Maint-SB-2-1012-D		7/21/2014 10:58:00 AM	7/23/2014
14070878-006B	Maint-SB-2-1012-D		7/21/2014 10:58:00 AM	7/23/2014
14070878-007A	Maint-SB-3-1214		7/21/2014 2:23:00 PM	7/23/2014
14070878-007B	Maint-SB-3-1214		7/21/2014 2:23:00 PM	7/23/2014
14070878-008A	Maint-SB-4-0003		7/21/2014 2:44:00 PM	7/23/2014
14070878-008B	Maint-SB-4-0003		7/21/2014 2:44:00 PM	7/23/2014
14070878-009A	Maint-SB-4-0810		7/21/2014 3:02:00 PM	7/23/2014
14070878-009B	Maint-SB-4-0810		7/21/2014 3:02:00 PM	7/23/2014
14070878-010A	Maint-SB-5-0003		7/21/2014 3:34:00 PM	7/23/2014
14070878-010B	Maint-SB-5-0003		7/21/2014 3:34:00 PM	7/23/2014
14070878-011A	Maint-SB-5-0810		7/21/2014 3:45:00 PM	7/23/2014
14070878-011B	Maint-SB-5-0810		7/21/2014 3:45:00 PM	7/23/2014
14070878-012A	T-SS-11-S1		7/21/2014 11:05:00 AM	7/23/2014
14070878-013A	T-SS-9-S2		7/21/2014 11:10:00 AM	7/23/2014
14070878-014A	T-SS-12-S3		7/21/2014 11:15:00 AM	7/23/2014
14070878-015A	T-SS-10-S4		7/21/2014 11:20:00 AM	7/23/2014
14070878-016A	T-SS-13-S5		7/21/2014 11:55:00 AM	7/23/2014
14070878-017A	T-SS-4-S6		7/21/2014 10:05:00 AM	7/23/2014
14070878-018A	T-SS-6-S7		7/21/2014 10:25:00 AM	7/23/2014
14070878-019A	T-SS-7-S8		7/21/2014 10:37:00 AM	7/23/2014
14070878-020A	Lime-SB-1-0204		7/22/2014 12:35:00 PM	7/23/2014
14070878-021A	Lime-SB-2-0002		7/22/2014 12:45:00 PM	7/23/2014
14070878-022A	Lime-SB-2-0204		7/22/2014 12:47:00 PM	7/23/2014
14070878-023A	Lime-SB-3-0002		7/22/2014 1:10:00 PM	7/23/2014
14070878-024A	Lime-SB-3-0002-D		7/22/2014 1:10:00 PM	7/23/2014
14070878-025A	Lime-SB-3-0204		7/22/2014 1:15:00 PM	7/23/2014
14070878-026A	Power-SB-1-0003		7/22/2014 2:06:00 PM	7/23/2014
14070878-026B	Power-SB-1-0003		7/22/2014 2:06:00 PM	7/23/2014

Client: Tetra Tech EM Inc.
Project: TPMHC, Tinley Park
Work Order: 14070878 Revision 0

Work Order Sample Summary

Lab Sample ID	Client Sample ID	Tag Number	Collection Date	Date Received
14070878-027A	Power-SB-1-1416		7/22/2014 2:10:00 PM	7/23/2014
14070878-027B	Power-SB-1-1416		7/22/2014 2:10:00 PM	7/23/2014
14070878-028A	Power-SB-2-0003		7/22/2014 2:38:00 PM	7/23/2014
14070878-028B	Power-SB-2-0003		7/22/2014 2:38:00 PM	7/23/2014
14070878-029A	Power-SB-2-1416		7/22/2014 2:40:00 PM	7/23/2014
14070878-029B	Power-SB-2-1416		7/22/2014 2:40:00 PM	7/23/2014
14070878-030A	Power-SB-3-0003		7/23/2014 7:35:00 AM	7/23/2014
14070878-030B	Power-SB-3-0003		7/23/2014 7:35:00 AM	7/23/2014
14070878-031A	Power-SB-3-1012		7/23/2014 7:40:00 AM	7/23/2014
14070878-031B	Power-SB-3-1012		7/23/2014 7:40:00 AM	7/23/2014
14070878-032A	Power-SB-4-0608		7/23/2014 8:55:00 AM	7/23/2014
14070878-032B	Power-SB-4-0608		7/23/2014 8:55:00 AM	7/23/2014
14070878-033A	Power-SB-4-1012		7/23/2014 9:00:00 AM	7/23/2014
14070878-033B	Power-SB-4-1012		7/23/2014 9:00:00 AM	7/23/2014
14070878-034A	Power-SB-5-0003		7/23/2014 9:22:00 AM	7/23/2014
14070878-034B	Power-SB-5-0003		7/23/2014 9:22:00 AM	7/23/2014
14070878-035A	Power-SB-5-0406		7/23/2014 9:27:00 AM	7/23/2014
14070878-035B	Power-SB-5-0406		7/23/2014 9:27:00 AM	7/23/2014
14070878-036A	Cedar-SB-6-0003		7/23/2014 10:02:00 AM	7/23/2014
14070878-036B	Cedar-SB-6-0003		7/23/2014 10:02:00 AM	7/23/2014
14070878-037A	Cedar-SB-4-0104		7/23/2014 10:18:00 AM	7/23/2014
14070878-037B	Cedar-SB-4-0104		7/23/2014 10:18:00 AM	7/23/2014
14070878-038A	Cedar-SB-5-0003		7/23/2014 10:40:00 AM	7/23/2014
14070878-038B	Cedar-SB-5-0003		7/23/2014 10:40:00 AM	7/23/2014
14070878-039A	Power-LP-SS-10		7/22/2014 3:01:00 PM	7/23/2014
14070878-040A	Power-LP-SS-11		7/22/2014 2:55:00 PM	7/23/2014
14070878-041A	Power-LP-SS-12		7/22/2014 2:58:00 PM	7/23/2014
14070878-042A	Power-LP-SS-12-D		7/22/2014 2:58:00 PM	7/23/2014
14070878-043A	Power-T-SS-1		7/22/2014 3:17:00 PM	7/23/2014
14070878-044A	Cattage-T-SS-1		7/22/2014 3:30:00 PM	7/23/2014
14070878-045A	Cattage-T-SS-D		7/22/2014 3:30:00 PM	7/23/2014
14070878-046A	SF-SB-8-0003		7/22/2014 7:45:00 AM	7/23/2014
14070878-046B	SF-SB-8-0003		7/22/2014 7:45:00 AM	7/23/2014
14070878-047A	SF-SB-7-0306		7/22/2014 8:15:00 AM	7/23/2014
14070878-047B	SF-SB-7-0306		7/22/2014 8:15:00 AM	7/23/2014
14070878-048A	SF-SB-6-0104		7/22/2014 8:43:00 AM	7/23/2014
14070878-048B	SF-SB-6-0104		7/22/2014 8:43:00 AM	7/23/2014
14070878-049A	SF-SB-6-0104-D		7/22/2014 8:43:00 AM	7/23/2014
14070878-049B	SF-SB-6-0104-D		7/22/2014 8:43:00 AM	7/23/2014
14070878-050A	SF-SB-5-0003		7/22/2014 9:14:00 AM	7/23/2014

Client: Tetra Tech EM Inc.
Project: TPMHC, Tinley Park
Work Order: 14070878 Revision 0

Work Order Sample Summary

Lab Sample ID	Client Sample ID	Tag Number	Collection Date	Date Received
14070878-050B	SF-SB-5-0003		7/22/2014 9:14:00 AM	7/23/2014
14070878-051A	SF-SB-2-0003		7/22/2014 9:42:00 AM	7/23/2014
14070878-051B	SF-SB-2-0003		7/22/2014 9:42:00 AM	7/23/2014
14070878-052A	SF-SB-3-0104		7/22/2014 10:07:00 AM	7/23/2014
14070878-052B	SF-SB-3-0104		7/22/2014 10:07:00 AM	7/23/2014
14070878-053A	SF-SB-1-0104		7/22/2014 10:28:00 AM	7/23/2014
14070878-053B	SF-SB-1-0104		7/22/2014 10:28:00 AM	7/23/2014
14070878-054A	SF-SB-4-0003		7/22/2014 11:26:00 AM	7/23/2014
14070878-054B	SF-SB-4-0003		7/22/2014 11:26:00 AM	7/23/2014
14070878-055A	Lime-SB-1-0002		7/22/2014 12:30:00 PM	7/23/2014
14070878-056A	Power-LP-SS-5		7/21/2014 2:40:00 PM	7/23/2014
14070878-057A	Power-LP-SS-6		7/21/2014 2:45:00 PM	7/23/2014
14070878-058A	Power-LP-SS-6-D		7/21/2014 2:45:00 PM	7/23/2014
14070878-059A	Power-LP-SS-7		7/21/2014 2:51:00 PM	7/23/2014
14070878-060A	Power-LP-SS-8		7/21/2014 2:56:00 PM	7/23/2014
14070878-061A	Power-LP-SS-9		7/21/2014 3:02:00 PM	7/23/2014
14070878-062A	Power-LP-SS-13		7/21/2014 3:55:00 PM	7/23/2014
14070878-063A	Power-LP-SS-14		7/21/2014 3:49:00 PM	7/23/2014
14070878-064A	Power-LP-SS-15		7/21/2014 3:44:00 PM	7/23/2014
14070878-065A	Power-LP-SS-16		7/21/2014 3:40:00 PM	7/23/2014
14070878-066A	Power-LP-SS-17		7/21/2014 3:12:00 PM	7/23/2014
14070878-067A	Power-LP-SS-18		7/21/2014 3:35:00 PM	7/23/2014
14070878-068A	Power-LP-SS-19		7/21/2014 3:20:00 PM	7/23/2014
14070878-069A	Power-LP-SS-20		7/21/2014 3:24:00 PM	7/23/2014
14070878-070A	Cedar-SB-3-0003		7/23/2014 12:50:00 PM	7/23/2014
14070878-070B	Cedar-SB-3-0003		7/23/2014 12:50:00 PM	7/23/2014
14070878-071A	Power-OD-SB-1-0003		7/23/2014 1:30:00 PM	7/23/2014
14070878-071B	Power-OD-SB-1-0003		7/23/2014 1:30:00 PM	7/23/2014
14070878-072A	Power-OD-SB-1-0608		7/23/2014 1:40:00 PM	7/23/2014
14070878-072B	Power-OD-SB-1-0608		7/23/2014 1:40:00 PM	7/23/2014
14070878-073A	Power-OD-SB-2-0507		7/23/2014 2:25:00 PM	7/23/2014
14070878-073B	Power-OD-SB-2-0507		7/23/2014 2:25:00 PM	7/23/2014
14070878-074A	Power-OD-SB-2-0507-D		7/23/2014 2:25:00 PM	7/23/2014
14070878-074B	Power-OD-SB-2-0507-D		7/23/2014 2:25:00 PM	7/23/2014
14070878-075A	T-SS-7-S8-D		7/21/2014 10:37:00 AM	7/23/2014
14070878-076A	T-SS-5-S9		7/21/2014 10:17:00 AM	7/23/2014
14070878-077A	T-SS-8-T1		7/21/2014 10:50:00 AM	7/23/2014
14070878-078A	T-SS-14-U5		7/21/2014 12:06:00 PM	7/23/2014
14070878-079A	T-SS-16-U6		7/21/2014 1:30:00 PM	7/23/2014
14070878-080A	T-SS-20-U7		7/21/2014 1:15:00 PM	7/23/2014

Client: Tetra Tech EM Inc.
Project: TPMHC, Tinley Park
Work Order: 14070878 Revision 0

Work Order Sample Summary

Lab Sample ID	Client Sample ID	Tag Number	Collection Date	Date Received
14070878-081A	T-SS-17-U8		7/21/2014 1:36:00 PM	7/23/2014
14070878-082A	T-SS-1-U9		7/21/2014 9:20:00 AM	7/23/2014
14070878-083A	T-SS-2-V1		7/21/2014 9:29:00 AM	7/23/2014
14070878-084A	T-SS-3-V2		7/21/2014 9:41:00 AM	7/23/2014
14070878-085A	Spruce-T-SS-18		7/21/2014 1:55:00 PM	7/23/2014
14070878-086A	Admin-T-SS-19		7/21/2014 2:10:00 PM	7/23/2014
14070878-087A	Power-LP-SS-1		7/21/2014 1:30:00 PM	7/23/2014
14070878-088A	Power-LP-SS-2		7/21/2014 1:34:00 PM	7/23/2014
14070878-089A	Power-LP-SS-3		7/21/2014 2:30:00 PM	7/23/2014
14070878-090A	Power-LP-SS-4		7/21/2014 2:34:00 PM	7/23/2014
14070878-091A	Maint-GW-1		7/21/2014 11:40:00 AM	7/23/2014
14070878-092A	Cedar-SB-1-0003		7/23/2014 11:10:00 AM	7/23/2014
14070878-092B	Cedar-SB-1-0003		7/23/2014 11:10:00 AM	7/23/2014
14070878-093A	Cedar-SB-2-0003		7/23/2014 12:20:00 PM	7/23/2014
14070878-093B	Cedar-SB-2-0003		7/23/2014 12:20:00 PM	7/23/2014
14070878-094A	Power-OD-SB-3-0507		7/23/2014 2:50:00 PM	7/23/2014
14070878-094B	Power-OD-SB-3-0507		7/23/2014 2:50:00 PM	7/23/2014
14070878-095A	Cedar-FB-SS-1		7/23/2014 12:30:00 PM	7/23/2014
14070878-096A	Cedar-FB-SS-2		7/23/2014 12:36:00 PM	7/23/2014
14070878-097A	Cedar-FB-SS-2-D		7/23/2014 12:36:00 PM	7/23/2014
14070878-098A	Cedar-FB-SS-3		7/23/2014 12:47:00 PM	7/23/2014
14070878-099A	Cedar-FB-SS-4		7/23/2014 12:44:00 PM	7/23/2014

CLIENT: Tetra Tech EM Inc.
Project: TPMHC, Tinley Park
Work Order: 14070878 Revision 0

CASE NARRATIVE

The mercury Matrix Spike/Matrix Spike Duplicate (MS/MSD) prepared from sample Cedar-FB-SS-4 (14070878-099) had Lead recovery outside control limits. The sample concentration is greater than four times the spike level used.

The metals Matrix Spike/Matrix Spike Duplicate (MS/MSD) prepared from sample Lime-SB-3-0204 (14070878-025) had Antimony recovery outside control limits (10%/15% (MS/MSD) recovery, QC limits 75-125), 21% RPD, QC limit < 20%). The MS/MSD had recovery of other analytes outside of control limits, however the analyte concentration in the sample was greater than four times the spiking level for those elements.

The metals Matrix Spike/Matrix Spike Duplicate (MS/MSD) prepared from sample SF-SB-2-0003 (14070878-051) had the following outside control limits:

Antimony: 24%/23% (MS/MSD) recovery (QC limits 75-125%)

Lead: 73% (MS) recovery (QC limits 75-125%)

The MS/MSD had recovery of other analytes outside of control limits, however the analyte concentration in the sample was greater than four times the spike level for those elements.

The metals Matrix Spike/Matrix Spike Duplicate (MS/MSD) prepared from sample SF-SB-2-0003 (14070878-051) had relative percent difference (RPD) outside of control limits for the following elements:

Calcium: 24% RPD, (QC limits < 20%)

Manganese: 24% RPD, (QC limits < 20%)

The metals Matrix Spike/Matrix Spike Duplicate (MS/MSD) prepared from sample Power-LP-SS-13 (14070878-062) had Lead recovery outside control limits. The sample concentration is greater than four times the spike level used.

The metals Matrix Spike/Matrix Spike Duplicate (MS/MSD) prepared from sample Cedar-SB-2-0003 (14070878-093) had Antimony recovery outside control limits (35%/30% (MS/MSD) recovery, QC limits 75-125). The MS/MSD had recovery of other analytes outside of control limits, however the analyte concentration in the sample was greater than four times the spiking level for those elements.

Sample Power-OD-SB-1-0608 (14070878-072) had recovery of VOC surrogate 4-Bromofluorobenzene outside of control limits (42% recovery, QC Limits 44-114%). Recovery of all other surrogates were within control limits.

Sample Power-OD-SB-3-0507 (14070878-094) had recovery of VOC surrogate Dibromofluoromethane outside of control limits (73% recovery, QC Limits 74-150%). Recovery of all other surrogates were within control limits.

STAT Analysis Corporation

2242 West Harrison St., Suite 200, Chicago, IL 60612-3766

Tel: (312) 733-0551 Fax: (312) 733-2386 STATinfo@STATAnalysis.com

Accreditations: IEPA ELAP 100445; ORELAP IL300001; AIHA-LAP, LLC 101160; NVLAP LabCode 101202-0

Date Reported: August 05, 2014

ANALYTICAL RESULTS

Date Printed: August 05, 2014

Client: Tetra Tech EM Inc.
 Work Order: 14070878 Revision 0
 Project: TPMHC, Tinley Park
 Lab ID: 14070878-001

Client Sample ID: Maint-SB-1-0003
 Collection Date: 7/21/2014 9:23:00 AM
 Matrix: Soil

Analyses	Result	RL	Qualifier	Units	DF	Date Analyzed
Metals by ICP/MS	SW6020 (SW3050B)				Prep Date: 7/25/2014	Analyst: JG
Lead	2.6	0.53		mg/Kg-dry	10	7/25/2014
Polynuclear Aromatic Hydrocarbons by GC/MS	SW8270C (SW3550B)				Prep Date: 7/27/2014	Analyst: MEP
Acenaphthene	ND	0.034		mg/Kg-dry	1	7/28/2014
Acenaphthylene	ND	0.034		mg/Kg-dry	1	7/28/2014
Anthracene	ND	0.034		mg/Kg-dry	1	7/28/2014
Benz(a)anthracene	ND	0.034		mg/Kg-dry	1	7/28/2014
Benzo(a)pyrene	ND	0.034		mg/Kg-dry	1	7/28/2014
Benzo(b)fluoranthene	ND	0.034		mg/Kg-dry	1	7/28/2014
Benzo(g,h,i)perylene	ND	0.034		mg/Kg-dry	1	7/28/2014
Benzo(k)fluoranthene	ND	0.034		mg/Kg-dry	1	7/28/2014
Chrysene	ND	0.034		mg/Kg-dry	1	7/28/2014
Dibenz(a,h)anthracene	ND	0.034		mg/Kg-dry	1	7/28/2014
Fluoranthene	ND	0.034		mg/Kg-dry	1	7/28/2014
Fluorene	ND	0.034		mg/Kg-dry	1	7/28/2014
Indeno(1,2,3-cd)pyrene	ND	0.034		mg/Kg-dry	1	7/28/2014
Naphthalene	ND	0.034		mg/Kg-dry	1	7/28/2014
Phenanthrene	ND	0.034		mg/Kg-dry	1	7/28/2014
Pyrene	ND	0.034		mg/Kg-dry	1	7/28/2014
BTEX by GC/MS	SW5035/8260B				Prep Date: 7/24/2014	Analyst: PS
Benzene	ND	0.0048		mg/Kg-dry	1	7/29/2014
Ethylbenzene	ND	0.0048		mg/Kg-dry	1	7/29/2014
Toluene	ND	0.0048		mg/Kg-dry	1	7/29/2014
Xylenes, Total	ND	0.014		mg/Kg-dry	1	7/29/2014
pH (25 °C)	SW9045C				Prep Date: 7/25/2014	Analyst: RW
pH	8.6			pH Units	1	7/25/2014
Percent Moisture	D2974				Prep Date: 7/24/2014	Analyst: RW
Percent Moisture	3.7	0.2	*	wt%	1	7/25/2014

Qualifiers: ND - Not Detected at the Reporting Limit
 J - Analyte detected below quantitation limits
 B - Analyte detected in the associated Method Blank
 HT - Sample received past holding time
 * - Non-accredited parameter

RL - Reporting / Quantitation Limit for the analysis
 S - Spike Recovery outside accepted recovery limits
 R - RPD outside accepted recovery limits
 E - Value above quantitation range
 H - Holding time exceeded

STAT Analysis Corporation

2242 West Harrison St., Suite 200, Chicago, IL 60612-3766

Tel: (312) 733-0551 Fax: (312) 733-2386 STATinfo@STATAnalysis.com

Accreditations: IEPA ELAP 100445; ORELAP IL300001; AIHA-LAP, LLC 101160; NVLAP LabCode 101202-0

Date Reported: August 05, 2014

ANALYTICAL RESULTS

Date Printed: August 05, 2014

Client: Tetra Tech EM Inc.
Work Order: 14070878 Revision 0
Project: TPMHC, Tinley Park
Lab ID: 14070878-002

Client Sample ID: Maint-SB-1-0810
Collection Date: 7/21/2014 9:34:00 AM
Matrix: Soil

Analyses	Result	RL	Qualifier	Units	DF	Date Analyzed
Metals by ICP/MS	SW6020 (SW3050B)				Prep Date: 7/25/2014	Analyst: JG
Lead	25	0.56		mg/Kg-dry	10	7/25/2014
Polynuclear Aromatic Hydrocarbons by GC/MS	SW8270C (SW3550B)				Prep Date: 7/27/2014	Analyst: MEP
Acenaphthene	ND	0.037		mg/Kg-dry	1	7/28/2014
Acenaphthylene	ND	0.037		mg/Kg-dry	1	7/28/2014
Anthracene	ND	0.037		mg/Kg-dry	1	7/28/2014
Benz(a)anthracene	ND	0.037		mg/Kg-dry	1	7/28/2014
Benzo(a)pyrene	ND	0.037		mg/Kg-dry	1	7/28/2014
Benzo(b)fluoranthene	ND	0.037		mg/Kg-dry	1	7/28/2014
Benzo(g,h,i)perylene	ND	0.037		mg/Kg-dry	1	7/28/2014
Benzo(k)fluoranthene	ND	0.037		mg/Kg-dry	1	7/28/2014
Chrysene	ND	0.037		mg/Kg-dry	1	7/28/2014
Dibenz(a,h)anthracene	ND	0.037		mg/Kg-dry	1	7/28/2014
Fluoranthene	ND	0.037		mg/Kg-dry	1	7/28/2014
Fluorene	ND	0.037		mg/Kg-dry	1	7/28/2014
Indeno(1,2,3-cd)pyrene	ND	0.037		mg/Kg-dry	1	7/28/2014
Naphthalene	ND	0.037		mg/Kg-dry	1	7/28/2014
Phenanthrene	ND	0.037		mg/Kg-dry	1	7/28/2014
Pyrene	ND	0.037		mg/Kg-dry	1	7/28/2014
BTEX by GC/MS	SW5035/8260B				Prep Date: 7/24/2014	Analyst: PS
Benzene	ND	0.0041		mg/Kg-dry	1	7/29/2014
Ethylbenzene	ND	0.0041		mg/Kg-dry	1	7/29/2014
Toluene	ND	0.0041		mg/Kg-dry	1	7/29/2014
Xylenes, Total	ND	0.012		mg/Kg-dry	1	7/29/2014
pH (25 °C)	SW9045C				Prep Date: 7/25/2014	Analyst: RW
pH	7.5			pH Units	1	7/25/2014
Percent Moisture	D2974				Prep Date: 7/24/2014	Analyst: RW
Percent Moisture	11.7	0.2	*	wt%	1	7/25/2014

Qualifiers:	ND - Not Detected at the Reporting Limit	RL - Reporting / Quantitation Limit for the analysis
	J - Analyte detected below quantitation limits	S - Spike Recovery outside accepted recovery limits
	B - Analyte detected in the associated Method Blank	R - RPD outside accepted recovery limits
	HT - Sample received past holding time	E - Value above quantitation range
	* - Non-accredited parameter	H - Holding time exceeded

STAT Analysis Corporation

2242 West Harrison St., Suite 200, Chicago, IL 60612-3766

Tel: (312) 733-0551 Fax: (312) 733-2386 STATinfo@STATAnalysis.com

Accreditations: IEPA ELAP 100445; ORELAP IL300001; AIHA-LAP, LLC 101160; NVLAP LabCode 101202-0

Date Reported: August 05, 2014

ANALYTICAL RESULTS

Date Printed: August 05, 2014

Client: Tetra Tech EM Inc.
Work Order: 14070878 Revision 0
Project: TPMHC, Tinley Park
Lab ID: 14070878-003

Client Sample ID: Maint-SB-2-0003
Collection Date: 7/21/2014 10:53:00 AM
Matrix: Soil

Analyses	Result	RL	Qualifier	Units	DF	Date Analyzed
Metals by ICP/MS	SW6020 (SW3050B)				Prep Date: 7/25/2014	Analyst: JG
Lead	5.5	0.53		mg/Kg-dry	10	7/25/2014
Polynuclear Aromatic Hydrocarbons by GC/MS	SW8270C (SW3550B)				Prep Date: 7/27/2014	Analyst: MEP
Acenaphthene	ND	0.034		mg/Kg-dry	1	7/28/2014
Acenaphthylene	ND	0.034		mg/Kg-dry	1	7/28/2014
Anthracene	ND	0.034		mg/Kg-dry	1	7/28/2014
Benz(a)anthracene	ND	0.034		mg/Kg-dry	1	7/28/2014
Benzo(a)pyrene	ND	0.034		mg/Kg-dry	1	7/28/2014
Benzo(b)fluoranthene	ND	0.034		mg/Kg-dry	1	7/28/2014
Benzo(g,h,i)perylene	ND	0.034		mg/Kg-dry	1	7/28/2014
Benzo(k)fluoranthene	ND	0.034		mg/Kg-dry	1	7/28/2014
Chrysene	ND	0.034		mg/Kg-dry	1	7/28/2014
Dibenz(a,h)anthracene	ND	0.034		mg/Kg-dry	1	7/28/2014
Fluoranthene	ND	0.034		mg/Kg-dry	1	7/28/2014
Fluorene	ND	0.034		mg/Kg-dry	1	7/28/2014
Indeno(1,2,3-cd)pyrene	ND	0.034		mg/Kg-dry	1	7/28/2014
Naphthalene	ND	0.034		mg/Kg-dry	1	7/28/2014
Phenanthrene	ND	0.034		mg/Kg-dry	1	7/28/2014
Pyrene	ND	0.034		mg/Kg-dry	1	7/28/2014
BTEX by GC/MS	SW5035/8260B				Prep Date: 7/24/2014	Analyst: PS
Benzene	ND	0.0055		mg/Kg-dry	1	7/29/2014
Ethylbenzene	ND	0.0055		mg/Kg-dry	1	7/29/2014
Toluene	ND	0.0055		mg/Kg-dry	1	7/29/2014
Xylenes, Total	ND	0.017		mg/Kg-dry	1	7/29/2014
pH (25 °C)	SW9045C				Prep Date: 7/25/2014	Analyst: RW
pH	8.3			pH Units	1	7/25/2014
Percent Moisture	D2974				Prep Date: 7/24/2014	Analyst: RW
Percent Moisture	2.8	0.2	*	wt%	1	7/25/2014

Qualifiers:
 ND - Not Detected at the Reporting Limit
 J - Analyte detected below quantitation limits
 B - Analyte detected in the associated Method Blank
 HT - Sample received past holding time
 * - Non-accredited parameter

RL - Reporting / Quantitation Limit for the analysis
 S - Spike Recovery outside accepted recovery limits
 R - RPD outside accepted recovery limits
 E - Value above quantitation range
 H - Holding time exceeded

STAT Analysis Corporation

2242 West Harrison St., Suite 200, Chicago, IL 60612-3766

Tel: (312) 733-0551 Fax: (312) 733-2386 STATinfo@STATAnalysis.com

Accreditations: IEPA ELAP 100445; ORELAP IL300001; AIHA-LAP, LLC 101160; NVLAP LabCode 101202-0

Date Reported: August 05, 2014

ANALYTICAL RESULTS

Date Printed: August 05, 2014

Client: Tetra Tech EM Inc.
 Work Order: 14070878 Revision 0
 Project: TPMHC, Tinley Park
 Lab ID: 14070878-004

Client Sample ID: Maint-SB-2-1012
 Collection Date: 7/21/2014 10:58:00 AM
 Matrix: Soil

Analyses	Result	RL	Qualifier	Units	DF	Date Analyzed
Metals by ICP/MS	SW6020 (SW3050B)				Prep Date: 7/25/2014	Analyst: JG
Lead	15	0.57		mg/Kg-dry	10	7/25/2014
Polynuclear Aromatic Hydrocarbons by GC/MS	SW8270C (SW3550B)				Prep Date: 7/27/2014	Analyst: MEP
Acenaphthene	ND	0.038		mg/Kg-dry	1	7/28/2014
Acenaphthylene	ND	0.038		mg/Kg-dry	1	7/28/2014
Anthracene	ND	0.038		mg/Kg-dry	1	7/28/2014
Benz(a)anthracene	ND	0.038		mg/Kg-dry	1	7/28/2014
Benzo(a)pyrene	ND	0.038		mg/Kg-dry	1	7/28/2014
Benzo(b)fluoranthene	ND	0.038		mg/Kg-dry	1	7/28/2014
Benzo(g,h,i)perylene	ND	0.038		mg/Kg-dry	1	7/28/2014
Benzo(k)fluoranthene	ND	0.038		mg/Kg-dry	1	7/28/2014
Chrysene	ND	0.038		mg/Kg-dry	1	7/28/2014
Dibenz(a,h)anthracene	ND	0.038		mg/Kg-dry	1	7/28/2014
Fluoranthene	ND	0.038		mg/Kg-dry	1	7/28/2014
Fluorene	ND	0.038		mg/Kg-dry	1	7/28/2014
Indeno(1,2,3-cd)pyrene	ND	0.038		mg/Kg-dry	1	7/28/2014
Naphthalene	ND	0.038		mg/Kg-dry	1	7/28/2014
Phenanthrene	ND	0.038		mg/Kg-dry	1	7/28/2014
Pyrene	ND	0.038		mg/Kg-dry	1	7/28/2014
BTEX by GC/MS	SW5035/8260B				Prep Date: 7/24/2014	Analyst: PS
Benzene	ND	0.0046		mg/Kg-dry	1	7/29/2014
Ethylbenzene	ND	0.0046		mg/Kg-dry	1	7/29/2014
Toluene	ND	0.0046		mg/Kg-dry	1	7/29/2014
Xylenes, Total	ND	0.014		mg/Kg-dry	1	7/29/2014
pH (25 °C)	SW9045C				Prep Date: 7/25/2014	Analyst: RW
pH	7.8			pH Units	1	7/25/2014
Percent Moisture	D2974				Prep Date: 7/24/2014	Analyst: RW
Percent Moisture	14.1	0.2	*	wt%	1	7/25/2014

Qualifiers:
 ND - Not Detected at the Reporting Limit
 J - Analyte detected below quantitation limits
 B - Analyte detected in the associated Method Blank
 HT - Sample received past holding time
 * - Non-accredited parameter

RL - Reporting / Quantitation Limit for the analysis
 S - Spike Recovery outside accepted recovery limits
 R - RPD outside accepted recovery limits
 E - Value above quantitation range
 H - Holding time exceeded

STAT Analysis Corporation

2242 West Harrison St., Suite 200, Chicago, IL 60612-3766

Tel: (312) 733-0551 Fax: (312) 733-2386 STATinfo@STATAnalysis.com

Accreditations: IEPA ELAP 100445; ORELAP IL300001; AIHA-LAP, LLC 101160; NVLAP LabCode 101202-0

Date Reported: August 05, 2014

ANALYTICAL RESULTS

Date Printed: August 05, 2014

Client: Tetra Tech EM Inc.
 Work Order: 14070878 Revision 0
 Project: TPMHC, Tinley Park
 Lab ID: 14070878-005

Client Sample ID: Maint-SB-3-0003
 Collection Date: 7/21/2014 1:50:00 PM
 Matrix: Soil

Analyses	Result	RL	Qualifier	Units	DF	Date Analyzed
Metals by ICP/MS	SW6020 (SW3050B)				Prep Date: 7/25/2014	Analyst: JG
Lead	15	0.48		mg/Kg-dry	10	7/28/2014
Polynuclear Aromatic Hydrocarbons by GC/MS	SW8270C (SW3550B)				Prep Date: 7/27/2014	Analyst: MEP
Acenaphthene	ND	0.034		mg/Kg-dry	1	7/28/2014
Acenaphthylene	ND	0.034		mg/Kg-dry	1	7/28/2014
Anthracene	ND	0.034		mg/Kg-dry	1	7/28/2014
Benz(a)anthracene	ND	0.034		mg/Kg-dry	1	7/28/2014
Benzo(a)pyrene	ND	0.034		mg/Kg-dry	1	7/28/2014
Benzo(b)fluoranthene	ND	0.034		mg/Kg-dry	1	7/28/2014
Benzo(g,h,i)perylene	ND	0.034		mg/Kg-dry	1	7/28/2014
Benzo(k)fluoranthene	ND	0.034		mg/Kg-dry	1	7/28/2014
Chrysene	ND	0.034		mg/Kg-dry	1	7/28/2014
Dibenz(a,h)anthracene	ND	0.034		mg/Kg-dry	1	7/28/2014
Fluoranthene	ND	0.034		mg/Kg-dry	1	7/28/2014
Fluorene	ND	0.034		mg/Kg-dry	1	7/28/2014
Indeno(1,2,3-cd)pyrene	ND	0.034		mg/Kg-dry	1	7/28/2014
Naphthalene	ND	0.034		mg/Kg-dry	1	7/28/2014
Phenanthrene	ND	0.034		mg/Kg-dry	1	7/28/2014
Pyrene	ND	0.034		mg/Kg-dry	1	7/28/2014
BTEX by GC/MS	SW5035/8260B				Prep Date: 7/24/2014	Analyst: PS
Benzene	ND	0.0044		mg/Kg-dry	1	7/29/2014
Ethylbenzene	ND	0.0044		mg/Kg-dry	1	7/29/2014
Toluene	ND	0.0044		mg/Kg-dry	1	7/29/2014
Xylenes, Total	ND	0.013		mg/Kg-dry	1	7/29/2014
pH (25 °C)	SW9045C				Prep Date: 7/25/2014	Analyst: RW
pH	8.5			pH Units	1	7/25/2014
Percent Moisture	D2974				Prep Date: 7/24/2014	Analyst: RW
Percent Moisture	2.4	0.2	*	wt%	1	7/25/2014

Qualifiers: ND - Not Detected at the Reporting Limit
 J - Analyte detected below quantitation limits
 B - Analyte detected in the associated Method Blank
 HT - Sample received past holding time
 * - Non-accredited parameter

RL - Reporting / Quantitation Limit for the analysis
 S - Spike Recovery outside accepted recovery limits
 R - RPD outside accepted recovery limits
 E - Value above quantitation range
 H - Holding time exceeded

STAT Analysis Corporation

2242 West Harrison St., Suite 200, Chicago, IL 60612-3766

Tel: (312) 733-0551 Fax: (312) 733-2386 STATinfo@STATAnalysis.com

Accreditations: IEPA ELAP 100445; ORELAP IL300001; AIHA-LAP, LLC 101160; NVLAP LabCode 101202-0

Date Reported: August 05, 2014

ANALYTICAL RESULTS

Date Printed: August 05, 2014

Client: Tetra Tech EM Inc.
 Work Order: 14070878 Revision 0
 Project: TPMHC, Tinley Park
 Lab ID: 14070878-006

Client Sample ID: Maint-SB-2-1012-D
 Collection Date: 7/21/2014 10:58:00 AM
 Matrix: Soil

Analyses	Result	RL	Qualifier	Units	DF	Date Analyzed
Metals by ICP/MS	SW6020 (SW3050B)				Prep Date: 7/25/2014	Analyst: JG
Lead	12	0.60		mg/Kg-dry	10	7/28/2014
Polynuclear Aromatic Hydrocarbons by GC/MS	SW8270C (SW3550B)				Prep Date: 7/27/2014	Analyst: MEP
Acenaphthene	ND	0.038		mg/Kg-dry	1	7/28/2014
Acenaphthylene	ND	0.038		mg/Kg-dry	1	7/28/2014
Anthracene	ND	0.038		mg/Kg-dry	1	7/28/2014
Benz(a)anthracene	ND	0.038		mg/Kg-dry	1	7/28/2014
Benzo(a)pyrene	ND	0.038		mg/Kg-dry	1	7/28/2014
Benzo(b)fluoranthene	ND	0.038		mg/Kg-dry	1	7/28/2014
Benzo(g,h,i)perylene	ND	0.038		mg/Kg-dry	1	7/28/2014
Benzo(k)fluoranthene	ND	0.038		mg/Kg-dry	1	7/28/2014
Chrysene	ND	0.038		mg/Kg-dry	1	7/28/2014
Dibenz(a,h)anthracene	ND	0.038		mg/Kg-dry	1	7/28/2014
Fluoranthene	ND	0.038		mg/Kg-dry	1	7/28/2014
Fluorene	ND	0.038		mg/Kg-dry	1	7/28/2014
Indeno(1,2,3-cd)pyrene	ND	0.038		mg/Kg-dry	1	7/28/2014
Naphthalene	ND	0.038		mg/Kg-dry	1	7/28/2014
Phenanthrene	ND	0.038		mg/Kg-dry	1	7/28/2014
Pyrene	ND	0.038		mg/Kg-dry	1	7/28/2014
BTEX by GC/MS	SW5035/8260B				Prep Date: 7/24/2014	Analyst: PS
Benzene	ND	0.0044		mg/Kg-dry	1	7/29/2014
Ethylbenzene	ND	0.0044		mg/Kg-dry	1	7/29/2014
Toluene	ND	0.0044		mg/Kg-dry	1	7/29/2014
Xylenes, Total	ND	0.013		mg/Kg-dry	1	7/29/2014
pH (25 °C)	SW9045C				Prep Date: 7/25/2014	Analyst: RW
pH	7.9			pH Units	1	7/25/2014
Percent Moisture	D2974				Prep Date: 7/24/2014	Analyst: RW
Percent Moisture	14.8	0.2	*	wt%	1	7/25/2014

Qualifiers: ND - Not Detected at the Reporting Limit
 J - Analyte detected below quantitation limits
 B - Analyte detected in the associated Method Blank
 HT - Sample received past holding time
 * - Non-accredited parameter

RL - Reporting / Quantitation Limit for the analysis
 S - Spike Recovery outside accepted recovery limits
 R - RPD outside accepted recovery limits
 E - Value above quantitation range
 H - Holding time exceeded

STAT Analysis Corporation

2242 West Harrison St., Suite 200, Chicago, IL 60612-3766

Tel: (312) 733-0551 Fax: (312) 733-2386 STATinfo@STATAnalysis.com

Accreditations: IEPA ELAP 100445; ORELAP IL300001; AIHA-LAP, LLC 101160; NVLAP LabCode 101202-0

Date Reported: August 05, 2014

ANALYTICAL RESULTS

Date Printed: August 05, 2014

Client: Tetra Tech EM Inc.
 Work Order: 14070878 Revision 0
 Project: TPMHC, Tinley Park
 Lab ID: 14070878-007

Client Sample ID: Maint-SB-3-1214
 Collection Date: 7/21/2014 2:23:00 PM
 Matrix: Soil

Analyses	Result	RL	Qualifier	Units	DF	Date Analyzed
Metals by ICP/MS	SW6020 (SW3050B)				Prep Date: 7/25/2014	Analyst: JG
Lead	11	0.53		mg/Kg-dry	10	7/28/2014
Polynuclear Aromatic Hydrocarbons by GC/MS	SW8270C (SW3550B)				Prep Date: 7/27/2014	Analyst: MEP
Acenaphthene	ND	0.039		mg/Kg-dry	1	7/28/2014
Acenaphthylene	ND	0.039		mg/Kg-dry	1	7/28/2014
Anthracene	ND	0.039		mg/Kg-dry	1	7/28/2014
Benz(a)anthracene	ND	0.039		mg/Kg-dry	1	7/28/2014
Benzo(a)pyrene	ND	0.039		mg/Kg-dry	1	7/28/2014
Benzo(b)fluoranthene	ND	0.039		mg/Kg-dry	1	7/28/2014
Benzo(g,h,i)perylene	ND	0.039		mg/Kg-dry	1	7/28/2014
Benzo(k)fluoranthene	ND	0.039		mg/Kg-dry	1	7/28/2014
Chrysene	ND	0.039		mg/Kg-dry	1	7/28/2014
Dibenz(a,h)anthracene	ND	0.039		mg/Kg-dry	1	7/28/2014
Fluoranthene	ND	0.039		mg/Kg-dry	1	7/28/2014
Fluorene	ND	0.039		mg/Kg-dry	1	7/28/2014
Indeno(1,2,3-cd)pyrene	ND	0.039		mg/Kg-dry	1	7/28/2014
Naphthalene	ND	0.039		mg/Kg-dry	1	7/28/2014
Phenanthrene	ND	0.039		mg/Kg-dry	1	7/28/2014
Pyrene	ND	0.039		mg/Kg-dry	1	7/28/2014
BTEX by GC/MS	SW5035/8260B				Prep Date: 7/24/2014	Analyst: PS
Benzene	ND	0.0046		mg/Kg-dry	1	7/29/2014
Ethylbenzene	ND	0.0046		mg/Kg-dry	1	7/29/2014
Toluene	ND	0.0046		mg/Kg-dry	1	7/29/2014
Xylenes, Total	ND	0.014		mg/Kg-dry	1	7/29/2014
pH (25 °C)	SW9045C				Prep Date: 7/25/2014	Analyst: RW
pH	7.8			pH Units	1	7/25/2014
Percent Moisture	D2974				Prep Date: 7/24/2014	Analyst: RW
Percent Moisture	16.4	0.2	*	wt%	1	7/25/2014

Qualifiers:
 ND - Not Detected at the Reporting Limit
 J - Analyte detected below quantitation limits
 B - Analyte detected in the associated Method Blank
 HT - Sample received past holding time
 * - Non-accredited parameter

RL - Reporting / Quantitation Limit for the analysis
 S - Spike Recovery outside accepted recovery limits
 R - RPD outside accepted recovery limits
 E - Value above quantitation range
 H - Holding time exceeded

STAT Analysis Corporation

2242 West Harrison St., Suite 200, Chicago, IL 60612-3766

Tel: (312) 733-0551 Fax: (312) 733-2386 STATinfo@STATAnalysis.com

Accreditations: IEPA ELAP 100445; ORELAP IL300001; AIHA-LAP, LLC 101160; NVLAP LabCode 101202-0

Date Reported: August 05, 2014

ANALYTICAL RESULTS

Date Printed: August 05, 2014

Client: Tetra Tech EM Inc.
 Work Order: 14070878 Revision 0
 Project: TPMHC, Tinley Park
 Lab ID: 14070878-008

Client Sample ID: Maint-SB-4-0003
 Collection Date: 7/21/2014 2:44:00 PM
 Matrix: Soil

Analyses	Result	RL	Qualifier	Units	DF	Date Analyzed
Metals by ICP/MS	SW6020 (SW3050B)				Prep Date: 7/25/2014	Analyst: JG
Lead	17	0.55		mg/Kg-dry	10	7/28/2014
Polynuclear Aromatic Hydrocarbons by GC/MS	SW8270C (SW3550B)				Prep Date: 7/27/2014	Analyst: MEP
Acenaphthene	0.069	0.037		mg/Kg-dry	1	7/28/2014
Acenaphthylene	ND	0.037		mg/Kg-dry	1	7/28/2014
Anthracene	0.096	0.037		mg/Kg-dry	1	7/28/2014
Benz(a)anthracene	0.29	0.037		mg/Kg-dry	1	7/28/2014
Benzo(a)pyrene	0.27	0.037		mg/Kg-dry	1	7/28/2014
Benzo(b)fluoranthene	0.29	0.037		mg/Kg-dry	1	7/28/2014
Benzo(g,h,i)perylene	0.13	0.037		mg/Kg-dry	1	7/28/2014
Benzo(k)fluoranthene	0.23	0.037		mg/Kg-dry	1	7/28/2014
Chrysene	0.34	0.037		mg/Kg-dry	1	7/28/2014
Dibenz(a,h)anthracene	ND	0.037		mg/Kg-dry	1	7/28/2014
Fluoranthene	0.70	0.037		mg/Kg-dry	1	7/28/2014
Fluorene	0.057	0.037		mg/Kg-dry	1	7/28/2014
Indeno(1,2,3-cd)pyrene	0.13	0.037		mg/Kg-dry	1	7/28/2014
Naphthalene	ND	0.037		mg/Kg-dry	1	7/28/2014
Phenanthrene	0.54	0.037		mg/Kg-dry	1	7/28/2014
Pyrene	0.54	0.037		mg/Kg-dry	1	7/28/2014
BTEX by GC/MS	SW5035/8260B				Prep Date: 7/24/2014	Analyst: PS
Benzene	ND	0.0048		mg/Kg-dry	1	7/29/2014
Ethylbenzene	ND	0.0048		mg/Kg-dry	1	7/29/2014
Toluene	ND	0.0048		mg/Kg-dry	1	7/29/2014
Xylenes, Total	ND	0.014		mg/Kg-dry	1	7/29/2014
pH (25 °C)	SW9045C				Prep Date: 7/25/2014	Analyst: RW
pH	8.1			pH Units	1	7/25/2014
Percent Moisture	D2974				Prep Date: 7/24/2014	Analyst: RW
Percent Moisture	11.3	0.2	*	wt%	1	7/25/2014

Qualifiers:
 ND - Not Detected at the Reporting Limit
 J - Analyte detected below quantitation limits
 B - Analyte detected in the associated Method Blank
 HT - Sample received past holding time
 * - Non-accredited parameter

RL - Reporting / Quantitation Limit for the analysis
 S - Spike Recovery outside accepted recovery limits
 R - RPD outside accepted recovery limits
 E - Value above quantitation range
 H - Holding time exceeded

STAT Analysis Corporation

2242 West Harrison St., Suite 200, Chicago, IL 60612-3766

Tel: (312) 733-0551 Fax: (312) 733-2386 STATinfo@STATAnalysis.com

Accreditations: IEPA ELAP 100445; ORELAP IL300001; AIHA-LAP, LLC 101160; NVLAP LabCode 101202-0

Date Reported: August 05, 2014

ANALYTICAL RESULTS

Date Printed: August 05, 2014

Client: Tetra Tech EM Inc.
Work Order: 14070878 Revision 0
Project: TPMHC, Tinley Park
Lab ID: 14070878-009

Client Sample ID: Maint-SB-4-0810
Collection Date: 7/21/2014 3:02:00 PM
Matrix: Soil

Analyses	Result	RL	Qualifier	Units	DF	Date Analyzed
Metals by ICP/MS	SW6020 (SW3050B)				Prep Date: 7/25/2014	Analyst: JG
Lead	14	0.57		mg/Kg-dry	10	7/28/2014
Polynuclear Aromatic Hydrocarbons by GC/MS	SW8270C (SW3550B)				Prep Date: 7/27/2014	Analyst: MEP
Acenaphthene	ND	0.038		mg/Kg-dry	1	7/28/2014
Acenaphthylene	ND	0.038		mg/Kg-dry	1	7/28/2014
Anthracene	ND	0.038		mg/Kg-dry	1	7/28/2014
Benz(a)anthracene	ND	0.038		mg/Kg-dry	1	7/28/2014
Benzo(a)pyrene	ND	0.038		mg/Kg-dry	1	7/28/2014
Benzo(b)fluoranthene	ND	0.038		mg/Kg-dry	1	7/28/2014
Benzo(g,h,i)perylene	ND	0.038		mg/Kg-dry	1	7/28/2014
Benzo(k)fluoranthene	ND	0.038		mg/Kg-dry	1	7/28/2014
Chrysene	ND	0.038		mg/Kg-dry	1	7/28/2014
Dibenz(a,h)anthracene	ND	0.038		mg/Kg-dry	1	7/28/2014
Fluoranthene	ND	0.038		mg/Kg-dry	1	7/28/2014
Fluorene	ND	0.038		mg/Kg-dry	1	7/28/2014
Indeno(1,2,3-cd)pyrene	ND	0.038		mg/Kg-dry	1	7/28/2014
Naphthalene	ND	0.038		mg/Kg-dry	1	7/28/2014
Phenanthrene	ND	0.038		mg/Kg-dry	1	7/28/2014
Pyrene	ND	0.038		mg/Kg-dry	1	7/28/2014
BTEX by GC/MS	SW5035/8260B				Prep Date: 7/24/2014	Analyst: PS
Benzene	ND	0.0046		mg/Kg-dry	1	7/29/2014
Ethylbenzene	ND	0.0046		mg/Kg-dry	1	7/29/2014
Toluene	ND	0.0046		mg/Kg-dry	1	7/29/2014
Xylenes, Total	ND	0.014		mg/Kg-dry	1	7/29/2014
pH (25 °C)	SW9045C				Prep Date: 7/25/2014	Analyst: RW
pH	8.0			pH Units	1	7/25/2014
Percent Moisture	D2974				Prep Date: 7/24/2014	Analyst: RW
Percent Moisture	12.4	0.2	*	wt%	1	7/25/2014

Qualifiers:
 ND - Not Detected at the Reporting Limit
 J - Analyte detected below quantitation limits
 B - Analyte detected in the associated Method Blank
 HT - Sample received past holding time
 * - Non-accredited parameter

RL - Reporting / Quantitation Limit for the analysis
 S - Spike Recovery outside accepted recovery limits
 R - RPD outside accepted recovery limits
 E - Value above quantitation range
 H - Holding time exceeded

STAT Analysis Corporation

2242 West Harrison St., Suite 200, Chicago, IL 60612-3766

Tel: (312) 733-0551 Fax: (312) 733-2386 STATinfo@STATAnalysis.com

Accreditations: IEPA ELAP 100445; ORELAP IL300001; AIHA-LAP, LLC 101160; NVLAP LabCode 101202-0

Date Reported: August 05, 2014

ANALYTICAL RESULTS

Date Printed: August 05, 2014

Client: Tetra Tech EM Inc.
 Work Order: 14070878 Revision 0
 Project: TPMHC, Tinley Park
 Lab ID: 14070878-010

Client Sample ID: Maint-SB-5-0003
 Collection Date: 7/21/2014 3:34:00 PM
 Matrix: Soil

Analyses	Result	RL	Qualifier	Units	DF	Date Analyzed
Metals by ICP/MS	SW6020 (SW3050B)				Prep Date: 7/25/2014	Analyst: JG
Lead	37	0.60		mg/Kg-dry	10	7/28/2014
Polynuclear Aromatic Hydrocarbons by GC/MS	SW8270C (SW3550B)				Prep Date: 7/27/2014	Analyst: MEP
Acenaphthene	ND	0.038		mg/Kg-dry	1	7/28/2014
Acenaphthylene	ND	0.038		mg/Kg-dry	1	7/28/2014
Anthracene	0.040	0.038		mg/Kg-dry	1	7/28/2014
Benz(a)anthracene	0.13	0.038		mg/Kg-dry	1	7/28/2014
Benzo(a)pyrene	0.12	0.038		mg/Kg-dry	1	7/28/2014
Benzo(b)fluoranthene	0.13	0.038		mg/Kg-dry	1	7/28/2014
Benzo(g,h,i)perylene	0.067	0.038		mg/Kg-dry	1	7/28/2014
Benzo(k)fluoranthene	0.11	0.038		mg/Kg-dry	1	7/28/2014
Chrysene	0.16	0.038		mg/Kg-dry	1	7/28/2014
Dibenz(a,h)anthracene	ND	0.038		mg/Kg-dry	1	7/28/2014
Fluoranthene	0.31	0.038		mg/Kg-dry	1	7/28/2014
Fluorene	ND	0.038		mg/Kg-dry	1	7/28/2014
Indeno(1,2,3-cd)pyrene	0.060	0.038		mg/Kg-dry	1	7/28/2014
Naphthalene	ND	0.038		mg/Kg-dry	1	7/28/2014
Phenanthrene	0.19	0.038		mg/Kg-dry	1	7/28/2014
Pyrene	0.25	0.038		mg/Kg-dry	1	7/28/2014
BTEX by GC/MS	SW5035/8260B				Prep Date: 7/24/2014	Analyst: PS
Benzene	ND	0.0047		mg/Kg-dry	1	7/29/2014
Ethylbenzene	ND	0.0047		mg/Kg-dry	1	7/29/2014
Toluene	ND	0.0047		mg/Kg-dry	1	7/29/2014
Xylenes, Total	ND	0.014		mg/Kg-dry	1	7/29/2014
pH (25 °C)	SW9045C				Prep Date: 7/25/2014	Analyst: RW
pH	7.8			pH Units	1	7/25/2014
Percent Moisture	D2974				Prep Date: 7/24/2014	Analyst: RW
Percent Moisture	14.7	0.2	*	wt%	1	7/25/2014

Qualifiers:
 ND - Not Detected at the Reporting Limit
 J - Analyte detected below quantitation limits
 B - Analyte detected in the associated Method Blank
 HT - Sample received past holding time
 * - Non-accredited parameter

RL - Reporting / Quantitation Limit for the analysis
 S - Spike Recovery outside accepted recovery limits
 R - RPD outside accepted recovery limits
 E - Value above quantitation range
 H - Holding time exceeded

STAT Analysis Corporation

2242 West Harrison St., Suite 200, Chicago, IL 60612-3766

Tel: (312) 733-0551 Fax: (312) 733-2386 STATinfo@STATAnalysis.com

Accreditations: IEPA ELAP 100445; ORELAP IL300001; AIHA-LAP, LLC 101160; NVLAP LabCode 101202-0

Date Reported: August 05, 2014

ANALYTICAL RESULTS

Date Printed: August 05, 2014

Client: Tetra Tech EM Inc.
 Work Order: 14070878 Revision 0
 Project: TPMHC, Tinley Park
 Lab ID: 14070878-011

Client Sample ID: Maint-SB-5-0810
 Collection Date: 7/21/2014 3:45:00 PM
 Matrix: Soil

Analyses	Result	RL	Qualifier	Units	DF	Date Analyzed
Metals by ICP/MS	SW6020 (SW3050B)				Prep Date: 7/25/2014	Analyst: JG
Lead	15	0.66		mg/Kg-dry	10	7/25/2014
Polynuclear Aromatic Hydrocarbons by GC/MS	SW8270C (SW3550B)				Prep Date: 7/27/2014	Analyst: MEP
Acenaphthene	ND	0.042		mg/Kg-dry	1	7/28/2014
Acenaphthylene	ND	0.042		mg/Kg-dry	1	7/28/2014
Anthracene	ND	0.042		mg/Kg-dry	1	7/28/2014
Benz(a)anthracene	ND	0.042		mg/Kg-dry	1	7/28/2014
Benzo(a)pyrene	ND	0.042		mg/Kg-dry	1	7/28/2014
Benzo(b)fluoranthene	ND	0.042		mg/Kg-dry	1	7/28/2014
Benzo(g,h,i)perylene	ND	0.042		mg/Kg-dry	1	7/28/2014
Benzo(k)fluoranthene	ND	0.042		mg/Kg-dry	1	7/28/2014
Chrysene	ND	0.042		mg/Kg-dry	1	7/28/2014
Dibenz(a,h)anthracene	ND	0.042		mg/Kg-dry	1	7/28/2014
Fluoranthene	ND	0.042		mg/Kg-dry	1	7/28/2014
Fluorene	ND	0.042		mg/Kg-dry	1	7/28/2014
Indeno(1,2,3-cd)pyrene	ND	0.042		mg/Kg-dry	1	7/28/2014
Naphthalene	ND	0.042		mg/Kg-dry	1	7/28/2014
Phenanthrene	ND	0.042		mg/Kg-dry	1	7/28/2014
Pyrene	ND	0.042		mg/Kg-dry	1	7/28/2014
BTEX by GC/MS	SW5035/8260B				Prep Date: 7/24/2014	Analyst: PS
Benzene	ND	0.0042		mg/Kg-dry	1	7/29/2014
Ethylbenzene	ND	0.0042		mg/Kg-dry	1	7/29/2014
Toluene	ND	0.0042		mg/Kg-dry	1	7/29/2014
Xylenes, Total	ND	0.012		mg/Kg-dry	1	7/29/2014
pH (25 °C)	SW9045C				Prep Date: 7/25/2014	Analyst: RW
pH	7.2			pH Units	1	7/25/2014
Percent Moisture	D2974				Prep Date: 7/24/2014	Analyst: RW
Percent Moisture	21.4	0.2	*	wt%	1	7/25/2014

Qualifiers: ND - Not Detected at the Reporting Limit
 J - Analyte detected below quantitation limits
 B - Analyte detected in the associated Method Blank
 HT - Sample received past holding time
 * - Non-accredited parameter

RL - Reporting / Quantitation Limit for the analysis
 S - Spike Recovery outside accepted recovery limits
 R - RPD outside accepted recovery limits
 E - Value above quantitation range
 H - Holding time exceeded

STAT Analysis Corporation

2242 West Harrison St., Suite 200, Chicago, IL 60612-3766

Tel: (312) 733-0551 Fax: (312) 733-2386 STATinfo@STATAnalysis.com

Accreditations: IEPA ELAP 100445; ORELAP IL300001; AIHA-LAP, LLC 101160; NVLAP LabCode 101202-0

Date Reported: August 05, 2014

ANALYTICAL RESULTS

Date Printed: August 05, 2014

Client: Tetra Tech EM Inc.
 Work Order: 14070878 Revision 0
 Project: TPMHC, Tinley Park
 Lab ID: 14070878-012

Client Sample ID: T-SS-11-S1
 Collection Date: 7/21/2014 11:05:00 AM
 Matrix: Soil

Analyses	Result	RL	Qualifier	Units	DF	Date Analyzed
PCBs	SW8082 (SW3550B)				Prep Date: 7/25/2014	Analyst: GVC
Aroclor 1016	ND	0.095		mg/Kg-dry	1	7/26/2014
Aroclor 1221	ND	0.095		mg/Kg-dry	1	7/26/2014
Aroclor 1232	ND	0.095		mg/Kg-dry	1	7/26/2014
Aroclor 1242	ND	0.095		mg/Kg-dry	1	7/26/2014
Aroclor 1248	ND	0.095		mg/Kg-dry	1	7/26/2014
Aroclor 1254	ND	0.095		mg/Kg-dry	1	7/26/2014
Aroclor 1260	ND	0.095		mg/Kg-dry	1	7/26/2014
Percent Moisture	D2974				Prep Date: 7/24/2014	Analyst: RW
Percent Moisture	16.2	0.2	*	wt%	1	7/25/2014

Qualifiers: ND - Not Detected at the Reporting Limit
 J - Analyte detected below quantitation limits
 B - Analyte detected in the associated Method Blank
 HT - Sample received past holding time
 * - Non-accredited parameter

RL - Reporting / Quantitation Limit for the analysis
 S - Spike Recovery outside accepted recovery limits
 R - RPD outside accepted recovery limits
 E - Value above quantitation range
 H - Holding time exceeded

STAT Analysis Corporation

2242 West Harrison St., Suite 200, Chicago, IL 60612-3766

Tel: (312) 733-0551 Fax: (312) 733-2386 STATinfo@STATAnalysis.com

Accreditations: IEPA ELAP 100445; ORELAP IL300001; AIHA-LAP, LLC 101160; NVLAP LabCode 101202-0

Date Reported: August 05, 2014

ANALYTICAL RESULTS

Date Printed: August 05, 2014

Client: Tetra Tech EM Inc.
 Work Order: 14070878 Revision 0
 Project: TPMHC, Tinley Park
 Lab ID: 14070878-013

Client Sample ID: T-SS-9-S2
 Collection Date: 7/21/2014 11:10:00 AM
 Matrix: Soil

Analyses	Result	RL	Qualifier	Units	DF	Date Analyzed
PCBs	SW8082 (SW3550B)				Prep Date: 7/25/2014	Analyst: GVC
Aroclor 1016	ND	0.096		mg/Kg-dry	1	7/26/2014
Aroclor 1221	ND	0.096		mg/Kg-dry	1	7/26/2014
Aroclor 1232	ND	0.096		mg/Kg-dry	1	7/26/2014
Aroclor 1242	ND	0.096		mg/Kg-dry	1	7/26/2014
Aroclor 1248	ND	0.096		mg/Kg-dry	1	7/26/2014
Aroclor 1254	ND	0.096		mg/Kg-dry	1	7/26/2014
Aroclor 1260	ND	0.096		mg/Kg-dry	1	7/26/2014
Percent Moisture	D2974				Prep Date: 7/24/2014	Analyst: RW
Percent Moisture	16.6	0.2	*	wt%	1	7/25/2014

Qualifiers: ND - Not Detected at the Reporting Limit
 J - Analyte detected below quantitation limits
 B - Analyte detected in the associated Method Blank
 HT - Sample received past holding time
 * - Non-accredited parameter

RL - Reporting / Quantitation Limit for the analysis
 S - Spike Recovery outside accepted recovery limits
 R - RPD outside accepted recovery limits
 E - Value above quantitation range
 H - Holding time exceeded

STAT Analysis Corporation

2242 West Harrison St., Suite 200, Chicago, IL 60612-3766

Tel: (312) 733-0551 Fax: (312) 733-2386 STATinfo@STATAnalysis.com

Accreditations: IEPA ELAP 100445; ORELAP IL300001; AIHA-LAP, LLC 101160; NVLAP LabCode 101202-0

Date Reported: August 05, 2014

ANALYTICAL RESULTS

Date Printed: August 05, 2014

Client: Tetra Tech EM Inc.
 Work Order: 14070878 Revision 0
 Project: TPMHC, Tinley Park
 Lab ID: 14070878-014

Client Sample ID: T-SS-12-S3
 Collection Date: 7/21/2014 11:15:00 AM
 Matrix: Soil

Analyses	Result	RL	Qualifier	Units	DF	Date Analyzed
PCBs	SW8082 (SW3550B)				Prep Date: 7/25/2014	Analyst: GVC
Aroclor 1016	ND	0.094		mg/Kg-dry	1	7/26/2014
Aroclor 1221	ND	0.094		mg/Kg-dry	1	7/26/2014
Aroclor 1232	ND	0.094		mg/Kg-dry	1	7/26/2014
Aroclor 1242	ND	0.094		mg/Kg-dry	1	7/26/2014
Aroclor 1248	ND	0.094		mg/Kg-dry	1	7/26/2014
Aroclor 1254	ND	0.094		mg/Kg-dry	1	7/26/2014
Aroclor 1260	ND	0.094		mg/Kg-dry	1	7/26/2014
Percent Moisture	D2974				Prep Date: 7/24/2014	Analyst: RW
Percent Moisture	15.4	0.2	*	wt%	1	7/25/2014

Qualifiers: ND - Not Detected at the Reporting Limit
 J - Analyte detected below quantitation limits
 B - Analyte detected in the associated Method Blank
 HT - Sample received past holding time
 * - Non-accredited parameter

RL - Reporting / Quantitation Limit for the analysis
 S - Spike Recovery outside accepted recovery limits
 R - RPD outside accepted recovery limits
 E - Value above quantitation range
 H - Holding time exceeded

STAT Analysis Corporation

2242 West Harrison St., Suite 200, Chicago, IL 60612-3766

Tel: (312) 733-0551 Fax: (312) 733-2386 STATinfo@STATAnalysis.com

Accreditations: IEPA ELAP 100445; ORELAP IL300001; AIHA-LAP, LLC 101160; NVLAP LabCode 101202-0

Date Reported: August 05, 2014

ANALYTICAL RESULTS

Date Printed: August 05, 2014

Client: Tetra Tech EM Inc.
 Work Order: 14070878 Revision 0
 Project: TPMHC, Tinley Park
 Lab ID: 14070878-015

Client Sample ID: T-SS-10-S4
 Collection Date: 7/21/2014 11:20:00 AM
 Matrix: Soil

Analyses	Result	RL	Qualifier	Units	DF	Date Analyzed
PCBs	SW8082 (SW3550B)				Prep Date: 7/25/2014	Analyst: GVC
Aroclor 1016	ND	0.095		mg/Kg-dry	1	7/26/2014
Aroclor 1221	ND	0.095		mg/Kg-dry	1	7/26/2014
Aroclor 1232	ND	0.095		mg/Kg-dry	1	7/26/2014
Aroclor 1242	ND	0.095		mg/Kg-dry	1	7/26/2014
Aroclor 1248	ND	0.095		mg/Kg-dry	1	7/26/2014
Aroclor 1254	ND	0.095		mg/Kg-dry	1	7/26/2014
Aroclor 1260	ND	0.095		mg/Kg-dry	1	7/26/2014
Percent Moisture	D2974				Prep Date: 7/24/2014	Analyst: RW
Percent Moisture	16.8	0.2	*	wt%	1	7/25/2014

Qualifiers: ND - Not Detected at the Reporting Limit
 J - Analyte detected below quantitation limits
 B - Analyte detected in the associated Method Blank
 HT - Sample received past holding time
 * - Non-accredited parameter

RL - Reporting / Quantitation Limit for the analysis
 S - Spike Recovery outside accepted recovery limits
 R - RPD outside accepted recovery limits
 E - Value above quantitation range
 H - Holding time exceeded

STAT Analysis Corporation

2242 West Harrison St., Suite 200, Chicago, IL 60612-3766

Tel: (312) 733-0551 Fax: (312) 733-2386 STATinfo@STATAnalysis.com

Accreditations: IEPA ELAP 100445; ORELAP IL300001; AIHA-LAP, LLC 101160; NVLAP LabCode 101202-0

Date Reported: August 05, 2014

ANALYTICAL RESULTS

Date Printed: August 05, 2014

Client: Tetra Tech EM Inc.
 Work Order: 14070878 Revision 0
 Project: TPMHC, Tinley Park
 Lab ID: 14070878-016

Client Sample ID: T-SS-13-S5
 Collection Date: 7/21/2014 11:55:00 AM
 Matrix: Soil

Analyses	Result	RL	Qualifier	Units	DF	Date Analyzed
PCBs	SW8082 (SW3550B)				Prep Date: 7/25/2014	Analyst: GVC
Aroclor 1016	ND	0.097		mg/Kg-dry	1	7/26/2014
Aroclor 1221	ND	0.097		mg/Kg-dry	1	7/26/2014
Aroclor 1232	ND	0.097		mg/Kg-dry	1	7/26/2014
Aroclor 1242	ND	0.097		mg/Kg-dry	1	7/26/2014
Aroclor 1248	ND	0.097		mg/Kg-dry	1	7/26/2014
Aroclor 1254	ND	0.097		mg/Kg-dry	1	7/26/2014
Aroclor 1260	ND	0.097		mg/Kg-dry	1	7/26/2014
Percent Moisture	D2974				Prep Date: 7/24/2014	Analyst: RW
Percent Moisture	17.5	0.2	*	wt%	1	7/25/2014

Qualifiers: ND - Not Detected at the Reporting Limit
 J - Analyte detected below quantitation limits
 B - Analyte detected in the associated Method Blank
 HT - Sample received past holding time
 * - Non-accredited parameter

RL - Reporting / Quantitation Limit for the analysis
 S - Spike Recovery outside accepted recovery limits
 R - RPD outside accepted recovery limits
 E - Value above quantitation range
 H - Holding time exceeded

STAT Analysis Corporation

2242 West Harrison St., Suite 200, Chicago, IL 60612-3766

Tel: (312) 733-0551 Fax: (312) 733-2386 STATinfo@STATAnalysis.com

Accreditations: IEPA ELAP 100445; ORELAP IL300001; AIHA-LAP, LLC 101160; NVLAP LabCode 101202-0

Date Reported: August 05, 2014

ANALYTICAL RESULTS

Date Printed: August 05, 2014

Client: Tetra Tech EM Inc.
 Work Order: 14070878 Revision 0
 Project: TPMHC, Tinley Park
 Lab ID: 14070878-017

Client Sample ID: T-SS-4-S6
 Collection Date: 7/21/2014 10:05:00 AM
 Matrix: Soil

Analyses	Result	RL	Qualifier	Units	DF	Date Analyzed
PCBs	SW8082 (SW3550B)				Prep Date: 7/25/2014	Analyst: GVC
Aroclor 1016	ND	0.096		mg/Kg-dry	1	7/26/2014
Aroclor 1221	ND	0.096		mg/Kg-dry	1	7/26/2014
Aroclor 1232	ND	0.096		mg/Kg-dry	1	7/26/2014
Aroclor 1242	ND	0.096		mg/Kg-dry	1	7/26/2014
Aroclor 1248	ND	0.096		mg/Kg-dry	1	7/26/2014
Aroclor 1254	ND	0.096		mg/Kg-dry	1	7/26/2014
Aroclor 1260	ND	0.096		mg/Kg-dry	1	7/26/2014
Percent Moisture	D2974				Prep Date: 7/24/2014	Analyst: RW
Percent Moisture	16.3	0.2	*	wt%	1	7/25/2014

Qualifiers: ND - Not Detected at the Reporting Limit
 J - Analyte detected below quantitation limits
 B - Analyte detected in the associated Method Blank
 HT - Sample received past holding time
 * - Non-accredited parameter

RL - Reporting / Quantitation Limit for the analysis
 S - Spike Recovery outside accepted recovery limits
 R - RPD outside accepted recovery limits
 E - Value above quantitation range
 H - Holding time exceeded

STAT Analysis Corporation

2242 West Harrison St., Suite 200, Chicago, IL 60612-3766

Tel: (312) 733-0551 Fax: (312) 733-2386 STATinfo@STATAnalysis.com

Accreditations: IEPA ELAP 100445; ORELAP IL300001; AIHA-LAP, LLC 101160; NVLAP LabCode 101202-0

Date Reported: August 05, 2014

ANALYTICAL RESULTS

Date Printed: August 05, 2014

Client: Tetra Tech EM Inc.
 Work Order: 14070878 Revision 0
 Project: TPMHC, Tinley Park
 Lab ID: 14070878-018

Client Sample ID: T-SS-6-S7
 Collection Date: 7/21/2014 10:25:00 AM
 Matrix: Soil

Analyses	Result	RL	Qualifier	Units	DF	Date Analyzed
PCBs	SW8082 (SW3550B)				Prep Date: 7/25/2014	Analyst: GVC
Aroclor 1016	ND	0.095		mg/Kg-dry	1	7/26/2014
Aroclor 1221	ND	0.095		mg/Kg-dry	1	7/26/2014
Aroclor 1232	ND	0.095		mg/Kg-dry	1	7/26/2014
Aroclor 1242	ND	0.095		mg/Kg-dry	1	7/26/2014
Aroclor 1248	ND	0.095		mg/Kg-dry	1	7/26/2014
Aroclor 1254	ND	0.095		mg/Kg-dry	1	7/26/2014
Aroclor 1260	ND	0.095		mg/Kg-dry	1	7/26/2014
Percent Moisture	D2974				Prep Date: 7/24/2014	Analyst: RW
Percent Moisture	16.9	0.2	*	wt%	1	7/25/2014

Qualifiers: ND - Not Detected at the Reporting Limit
 J - Analyte detected below quantitation limits
 B - Analyte detected in the associated Method Blank
 HT - Sample received past holding time
 * - Non-accredited parameter

RL - Reporting / Quantitation Limit for the analysis
 S - Spike Recovery outside accepted recovery limits
 R - RPD outside accepted recovery limits
 E - Value above quantitation range
 H - Holding time exceeded

STAT Analysis Corporation

2242 West Harrison St., Suite 200, Chicago, IL 60612-3766

Tel: (312) 733-0551 Fax: (312) 733-2386 STATinfo@STATAnalysis.com

Accreditations: IEPA ELAP 100445; ORELAP IL300001; AIHA-LAP, LLC 101160; NVLAP LabCode 101202-0

Date Reported: August 05, 2014

ANALYTICAL RESULTS

Date Printed: August 05, 2014

Client: Tetra Tech EM Inc.
 Work Order: 14070878 Revision 0
 Project: TPMHC, Tinley Park
 Lab ID: 14070878-019

Client Sample ID: T-SS-7-S8
 Collection Date: 7/21/2014 10:37:00 AM
 Matrix: Soil

Analyses	Result	RL	Qualifier	Units	DF	Date Analyzed
PCBs	SW8082 (SW3550B)				Prep Date: 7/25/2014	Analyst: GVC
Aroclor 1016	ND	0.092		mg/Kg-dry	1	7/26/2014
Aroclor 1221	ND	0.092		mg/Kg-dry	1	7/26/2014
Aroclor 1232	ND	0.092		mg/Kg-dry	1	7/26/2014
Aroclor 1242	ND	0.092		mg/Kg-dry	1	7/26/2014
Aroclor 1248	ND	0.092		mg/Kg-dry	1	7/26/2014
Aroclor 1254	ND	0.092		mg/Kg-dry	1	7/26/2014
Aroclor 1260	ND	0.092		mg/Kg-dry	1	7/26/2014
Percent Moisture	D2974				Prep Date: 7/24/2014	Analyst: RW
Percent Moisture	14.0	0.2	*	wt%	1	7/25/2014

Qualifiers: ND - Not Detected at the Reporting Limit
 J - Analyte detected below quantitation limits
 B - Analyte detected in the associated Method Blank
 HT - Sample received past holding time
 * - Non-accredited parameter

RL - Reporting / Quantitation Limit for the analysis
 S - Spike Recovery outside accepted recovery limits
 R - RPD outside accepted recovery limits
 E - Value above quantitation range
 H - Holding time exceeded

STAT Analysis Corporation

2242 West Harrison St., Suite 200, Chicago, IL 60612-3766

Tel: (312) 733-0551 Fax: (312) 733-2386 STATinfo@STATAnalysis.com

Accreditations: IEPA ELAP 100445; ORELAP IL300001; AIHA-LAP, LLC 101160; NVLAP LabCode 101202-0

Date Reported: August 05, 2014

ANALYTICAL RESULTS

Date Printed: August 05, 2014

Client: Tetra Tech EM Inc.
 Work Order: 14070878 Revision 0
 Project: TPMHC, Tinley Park
 Lab ID: 14070878-020

Client Sample ID: Lime-SB-1-0204
 Collection Date: 7/22/2014 12:35:00 PM
 Matrix: Soil

Analyses	Result	RL	Qualifier	Units	DF	Date Analyzed
Mercury	SW7471A				Prep Date: 7/25/2014	Analyst: JG
Mercury	0.039	0.025		mg/Kg-dry	1	7/25/2014
Metals by ICP/MS	SW6020 (SW3050B)				Prep Date: 7/25/2014	Analyst: JG
Aluminum	25000	240		mg/Kg-dry	100	7/25/2014
Antimony	ND	2.4		mg/Kg-dry	10	7/28/2014
Arsenic	5.6	1.2		mg/Kg-dry	10	7/28/2014
Barium	220	1.2		mg/Kg-dry	10	7/28/2014
Beryllium	1.4	0.59		mg/Kg-dry	10	7/28/2014
Cadmium	ND	0.59		mg/Kg-dry	10	7/28/2014
Calcium	5400	710		mg/Kg-dry	100	7/25/2014
Chromium	27	1.2		mg/Kg-dry	10	7/28/2014
Cobalt	10	1.2		mg/Kg-dry	10	7/28/2014
Copper	27	3.0		mg/Kg-dry	10	7/28/2014
Iron	29000	360		mg/Kg-dry	100	7/25/2014
Lead	23	0.59		mg/Kg-dry	10	7/28/2014
Magnesium	5700	36		mg/Kg-dry	10	7/28/2014
Manganese	140	1.2		mg/Kg-dry	10	7/28/2014
Nickel	24	1.2		mg/Kg-dry	10	7/28/2014
Potassium	1300	36		mg/Kg-dry	10	7/28/2014
Selenium	ND	1.2		mg/Kg-dry	10	7/28/2014
Silver	ND	1.2		mg/Kg-dry	10	7/28/2014
Sodium	310	71		mg/Kg-dry	10	7/28/2014
Thallium	ND	1.2		mg/Kg-dry	10	7/28/2014
Vanadium	41	1.2		mg/Kg-dry	10	7/28/2014
Zinc	60	5.9		mg/Kg-dry	10	7/28/2014
Cyanide, Total	SW9012A				Prep Date: 7/24/2014	Analyst: YZ
Cyanide	ND	0.32		mg/Kg-dry	1	7/25/2014
pH (25 °C)	SW9045C				Prep Date: 7/25/2014	Analyst: RW
pH	7.8			pH Units	1	7/25/2014
Percent Moisture	D2974				Prep Date: 7/24/2014	Analyst: RW
Percent Moisture	21.4	0.2	*	wt%	1	7/25/2014

Qualifiers:
 ND - Not Detected at the Reporting Limit
 J - Analyte detected below quantitation limits
 B - Analyte detected in the associated Method Blank
 HT - Sample received past holding time
 * - Non-accredited parameter

RL - Reporting / Quantitation Limit for the analysis
 S - Spike Recovery outside accepted recovery limits
 R - RPD outside accepted recovery limits
 E - Value above quantitation range
 H - Holding time exceeded

STAT Analysis Corporation

2242 West Harrison St., Suite 200, Chicago, IL 60612-3766

Tel: (312) 733-0551 Fax: (312) 733-2386 STATinfo@STATAnalysis.com

Accreditations: IEPA ELAP 100445; ORELAP IL300001; AIHA-LAP, LLC 101160; NVLAP LabCode 101202-0

Date Reported: August 05, 2014

ANALYTICAL RESULTS

Date Printed: August 05, 2014

Client: Tetra Tech EM Inc.
Work Order: 14070878 Revision 0
Project: TPMHC, Tinley Park
Lab ID: 14070878-021

Client Sample ID: Lime-SB-2-0002
Collection Date: 7/22/2014 12:45:00 PM
Matrix: Soil

Analyses	Result	RL	Qualifier	Units	DF	Date Analyzed
Mercury	SW7471A				Prep Date: 7/25/2014	Analyst: JG
Mercury	ND	0.019		mg/Kg-dry	1	7/25/2014
Metals by ICP/MS	SW6020 (SW3050B)				Prep Date: 7/25/2014	Analyst: JG
Aluminum	610	230		mg/Kg-dry	100	7/25/2014
Antimony	ND	2.3		mg/Kg-dry	10	7/28/2014
Arsenic	ND	1.2		mg/Kg-dry	10	7/28/2014
Barium	4.2	1.2		mg/Kg-dry	10	7/28/2014
Beryllium	ND	0.59		mg/Kg-dry	10	7/28/2014
Cadmium	ND	0.59		mg/Kg-dry	10	7/28/2014
Calcium	220000	700		mg/Kg-dry	100	7/25/2014
Chromium	7.0	1.2		mg/Kg-dry	10	7/28/2014
Cobalt	ND	1.2		mg/Kg-dry	10	7/28/2014
Copper	ND	2.9		mg/Kg-dry	10	7/28/2014
Iron	3000	35		mg/Kg-dry	10	7/28/2014
Lead	4.1	0.59		mg/Kg-dry	10	7/28/2014
Magnesium	130000	350		mg/Kg-dry	100	7/25/2014
Manganese	210	1.2		mg/Kg-dry	10	7/28/2014
Nickel	2.5	1.2		mg/Kg-dry	10	7/28/2014
Potassium	290	35		mg/Kg-dry	10	7/28/2014
Selenium	ND	1.2		mg/Kg-dry	10	7/28/2014
Silver	ND	1.2		mg/Kg-dry	10	7/28/2014
Sodium	200	70		mg/Kg-dry	10	7/28/2014
Thallium	ND	1.2		mg/Kg-dry	10	7/28/2014
Vanadium	1.8	1.2		mg/Kg-dry	10	7/28/2014
Zinc	23	5.9		mg/Kg-dry	10	7/28/2014
Cyanide, Total	SW9012A				Prep Date: 7/24/2014	Analyst: YZ
Cyanide	ND	0.30		mg/Kg-dry	1	7/25/2014
pH (25 °C)	SW9045C				Prep Date: 7/25/2014	Analyst: RW
pH	9.4			pH Units	1	7/25/2014
Percent Moisture	D2974				Prep Date: 7/24/2014	Analyst: RW
Percent Moisture	17.8	0.2	*	wt%	1	7/25/2014

Qualifiers:
 ND - Not Detected at the Reporting Limit
 J - Analyte detected below quantitation limits
 B - Analyte detected in the associated Method Blank
 HT - Sample received past holding time
 * - Non-accredited parameter

RL - Reporting / Quantitation Limit for the analysis
 S - Spike Recovery outside accepted recovery limits
 R - RPD outside accepted recovery limits
 E - Value above quantitation range
 H - Holding time exceeded

STAT Analysis Corporation

2242 West Harrison St., Suite 200, Chicago, IL 60612-3766

Tel: (312) 733-0551 Fax: (312) 733-2386 STATinfo@STATAnalysis.com

Accreditations: IEPA ELAP 100445; ORELAP IL300001; AIHA-LAP, LLC 101160; NVLAP LabCode 101202-0

Date Reported: August 05, 2014

ANALYTICAL RESULTS

Date Printed: August 05, 2014

Client: Tetra Tech EM Inc.
 Work Order: 14070878 Revision 0
 Project: TPMHC, Tinley Park
 Lab ID: 14070878-022

Client Sample ID: Lime-SB-2-0204
 Collection Date: 7/22/2014 12:47:00 PM
 Matrix: Soil

Analyses	Result	RL	Qualifier	Units	DF	Date Analyzed
Mercury	SW7471A				Prep Date: 7/25/2014	Analyst: JG
Mercury	0.035	0.024		mg/Kg-dry	1	7/25/2014
Metals by ICP/MS	SW6020 (SW3050B)				Prep Date: 7/25/2014	Analyst: JG
Aluminum	8600	260		mg/Kg-dry	100	7/25/2014
Antimony	ND	2.6		mg/Kg-dry	10	7/28/2014
Arsenic	13	1.3		mg/Kg-dry	10	7/28/2014
Barium	83	1.3		mg/Kg-dry	10	7/28/2014
Beryllium	0.74	0.66		mg/Kg-dry	10	7/28/2014
Cadmium	ND	0.66		mg/Kg-dry	10	7/28/2014
Calcium	6200	790		mg/Kg-dry	100	7/25/2014
Chromium	13	1.3		mg/Kg-dry	10	7/28/2014
Cobalt	13	1.3		mg/Kg-dry	10	7/28/2014
Copper	33	3.3		mg/Kg-dry	10	7/28/2014
Iron	26000	390		mg/Kg-dry	100	7/25/2014
Lead	24	0.66		mg/Kg-dry	10	7/28/2014
Magnesium	5400	39		mg/Kg-dry	10	7/28/2014
Manganese	920	1.3		mg/Kg-dry	10	7/28/2014
Nickel	38	1.3		mg/Kg-dry	10	7/28/2014
Potassium	900	39		mg/Kg-dry	10	7/28/2014
Selenium	ND	1.3		mg/Kg-dry	10	7/28/2014
Silver	ND	1.3		mg/Kg-dry	10	7/28/2014
Sodium	83	79		mg/Kg-dry	10	7/28/2014
Thallium	ND	1.3		mg/Kg-dry	10	7/28/2014
Vanadium	20	1.3		mg/Kg-dry	10	7/28/2014
Zinc	63	6.6		mg/Kg-dry	10	7/28/2014
Cyanide, Total	SW9012A				Prep Date: 7/24/2014	Analyst: YZ
Cyanide	ND	0.35		mg/Kg-dry	1	7/25/2014
pH (25 °C)	SW9045C				Prep Date: 7/25/2014	Analyst: RW
pH	7.5			pH Units	1	7/25/2014
Percent Moisture	D2974				Prep Date: 7/24/2014	Analyst: RW
Percent Moisture	27.8	0.2	*	wt%	1	7/25/2014

Qualifiers:
 ND - Not Detected at the Reporting Limit
 J - Analyte detected below quantitation limits
 B - Analyte detected in the associated Method Blank
 HT - Sample received past holding time
 * - Non-accredited parameter

RL - Reporting / Quantitation Limit for the analysis
 S - Spike Recovery outside accepted recovery limits
 R - RPD outside accepted recovery limits
 E - Value above quantitation range
 H - Holding time exceeded

STAT Analysis Corporation

2242 West Harrison St., Suite 200, Chicago, IL 60612-3766

Tel: (312) 733-0551 Fax: (312) 733-2386 STATinfo@STATAnalysis.com

Accreditations: IEPA ELAP 100445; ORELAP IL300001; AIHA-LAP, LLC 101160; NVLAP LabCode 101202-0

Date Reported: August 05, 2014

ANALYTICAL RESULTS

Date Printed: August 05, 2014

Client: Tetra Tech EM Inc.
Work Order: 14070878 Revision 0
Project: TPMHC, Tinley Park
Lab ID: 14070878-023

Client Sample ID: Lime-SB-3-0002
Collection Date: 7/22/2014 1:10:00 PM
Matrix: Soil

Analyses	Result	RL	Qualifier	Units	DF	Date Analyzed
Mercury	SW7471A				Prep Date: 7/28/2014	Analyst: LB
Mercury	ND	0.025		mg/Kg-dry	1	7/28/2014
Metals by ICP/MS	SW6020 (SW3050B)				Prep Date: 7/25/2014	Analyst: JG
Aluminum	26000	250		mg/Kg-dry	100	7/25/2014
Antimony	ND	2.5		mg/Kg-dry	10	7/28/2014
Arsenic	12	1.2		mg/Kg-dry	10	7/28/2014
Barium	140	1.2		mg/Kg-dry	10	7/28/2014
Beryllium	1.3	0.62		mg/Kg-dry	10	7/28/2014
Cadmium	ND	0.62		mg/Kg-dry	10	7/28/2014
Calcium	13000	750		mg/Kg-dry	100	7/25/2014
Chromium	30	1.2		mg/Kg-dry	10	7/28/2014
Cobalt	16	1.2		mg/Kg-dry	10	7/28/2014
Copper	27	3.1		mg/Kg-dry	10	7/28/2014
Iron	42000	370		mg/Kg-dry	100	7/25/2014
Lead	22	0.62		mg/Kg-dry	10	7/28/2014
Magnesium	9400	37		mg/Kg-dry	10	7/28/2014
Manganese	600	1.2		mg/Kg-dry	10	7/28/2014
Nickel	45	1.2		mg/Kg-dry	10	7/28/2014
Potassium	2200	37		mg/Kg-dry	10	7/28/2014
Selenium	ND	1.2		mg/Kg-dry	10	7/28/2014
Silver	ND	1.2		mg/Kg-dry	10	7/28/2014
Sodium	98	75		mg/Kg-dry	10	7/28/2014
Thallium	ND	1.2		mg/Kg-dry	10	7/28/2014
Vanadium	34	1.2		mg/Kg-dry	10	7/28/2014
Zinc	66	6.2		mg/Kg-dry	10	7/28/2014
Cyanide, Total	SW9012A				Prep Date: 7/24/2014	Analyst: YZ
Cyanide	ND	0.33		mg/Kg-dry	1	7/25/2014
pH (25 °C)	SW9045C				Prep Date: 7/25/2014	Analyst: RW
pH	8.0			pH Units	1	7/25/2014
Percent Moisture	D2974				Prep Date: 7/24/2014	Analyst: RW
Percent Moisture	24.5	0.2	*	wt%	1	7/25/2014

Qualifiers:
 ND - Not Detected at the Reporting Limit
 J - Analyte detected below quantitation limits
 B - Analyte detected in the associated Method Blank
 HT - Sample received past holding time
 * - Non-accredited parameter

RL - Reporting / Quantitation Limit for the analysis
 S - Spike Recovery outside accepted recovery limits
 R - RPD outside accepted recovery limits
 E - Value above quantitation range
 H - Holding time exceeded

STAT Analysis Corporation

2242 West Harrison St., Suite 200, Chicago, IL 60612-3766

Tel: (312) 733-0551 Fax: (312) 733-2386 STATinfo@STATAnalysis.com

Accreditations: IEPA ELAP 100445; ORELAP IL300001; AIHA-LAP, LLC 101160; NVLAP LabCode 101202-0

Date Reported: August 05, 2014

ANALYTICAL RESULTS

Date Printed: August 05, 2014

Client: Tetra Tech EM Inc.
 Work Order: 14070878 Revision 0
 Project: TPMHC, Tinley Park
 Lab ID: 14070878-024

Client Sample ID: Lime-SB-3-0002-D
 Collection Date: 7/22/2014 1:10:00 PM
 Matrix: Soil

Analyses	Result	RL	Qualifier	Units	DF	Date Analyzed
Mercury	SW7471A				Prep Date: 7/28/2014	Analyst: LB
Mercury	ND	0.027		mg/Kg-dry	1	7/28/2014
Metals by ICP/MS	SW6020 (SW3050B)				Prep Date: 7/25/2014	Analyst: JG
Aluminum	20000	240		mg/Kg-dry	100	7/25/2014
Antimony	ND	2.4		mg/Kg-dry	10	7/28/2014
Arsenic	8.8	1.2		mg/Kg-dry	10	7/28/2014
Barium	110	1.2		mg/Kg-dry	10	7/28/2014
Beryllium	1.0	0.61		mg/Kg-dry	10	7/28/2014
Cadmium	ND	0.61		mg/Kg-dry	10	7/28/2014
Calcium	90000	730		mg/Kg-dry	100	7/25/2014
Chromium	26	1.2		mg/Kg-dry	10	7/28/2014
Cobalt	12	1.2		mg/Kg-dry	10	7/28/2014
Copper	20	3.0		mg/Kg-dry	10	7/28/2014
Iron	28000	370		mg/Kg-dry	100	7/25/2014
Lead	29	0.61		mg/Kg-dry	10	7/28/2014
Magnesium	16000	37		mg/Kg-dry	10	7/28/2014
Manganese	380	1.2		mg/Kg-dry	10	7/28/2014
Nickel	31	1.2		mg/Kg-dry	10	7/28/2014
Potassium	2300	37		mg/Kg-dry	10	7/28/2014
Selenium	ND	1.2		mg/Kg-dry	10	7/28/2014
Silver	ND	1.2		mg/Kg-dry	10	7/28/2014
Sodium	140	73		mg/Kg-dry	10	7/28/2014
Thallium	ND	1.2		mg/Kg-dry	10	7/28/2014
Vanadium	32	1.2		mg/Kg-dry	10	7/28/2014
Zinc	60	6.1		mg/Kg-dry	10	7/28/2014
Cyanide, Total	SW9012A				Prep Date: 7/24/2014	Analyst: YZ
Cyanide	ND	0.34		mg/Kg-dry	1	7/25/2014
pH (25 °C)	SW9045C				Prep Date: 7/25/2014	Analyst: RW
pH	7.7			pH Units	1	7/25/2014
Percent Moisture	D2974				Prep Date: 7/24/2014	Analyst: RW
Percent Moisture	27.5	0.2	*	wt%	1	7/25/2014

Qualifiers:
 ND - Not Detected at the Reporting Limit
 J - Analyte detected below quantitation limits
 B - Analyte detected in the associated Method Blank
 HT - Sample received past holding time
 * - Non-accredited parameter

RL - Reporting / Quantitation Limit for the analysis
 S - Spike Recovery outside accepted recovery limits
 R - RPD outside accepted recovery limits
 E - Value above quantitation range
 H - Holding time exceeded

STAT Analysis Corporation

2242 West Harrison St., Suite 200, Chicago, IL 60612-3766

Tel: (312) 733-0551 Fax: (312) 733-2386 STATinfo@STATAnalysis.com

Accreditations: IEPA ELAP 100445; ORELAP IL300001; AIHA-LAP, LLC 101160; NVLAP LabCode 101202-0

Date Reported: August 05, 2014

ANALYTICAL RESULTS

Date Printed: August 05, 2014

Client: Tetra Tech EM Inc.
Work Order: 14070878 Revision 0
Project: TPMHC, Tinley Park
Lab ID: 14070878-025

Client Sample ID: Lime-SB-3-0204
Collection Date: 7/22/2014 1:15:00 PM
Matrix: Soil

Analyses	Result	RL	Qualifier	Units	DF	Date Analyzed
Mercury	SW7471A				Prep Date: 7/25/2014	Analyst: JG
Mercury	ND	0.025		mg/Kg-dry	1	7/25/2014
Metals by ICP/MS	SW6020 (SW3050B)				Prep Date: 7/25/2014	Analyst: JG
Aluminum	15000	220		mg/Kg-dry	100	7/25/2014
Antimony	ND	2.2		mg/Kg-dry	10	7/28/2014
Arsenic	5.7	1.1		mg/Kg-dry	10	7/28/2014
Barium	73	11		mg/Kg-dry	100	7/25/2014
Beryllium	0.96	0.56		mg/Kg-dry	10	7/28/2014
Cadmium	ND	0.56		mg/Kg-dry	10	7/28/2014
Calcium	81000	670		mg/Kg-dry	100	7/25/2014
Chromium	28	11		mg/Kg-dry	100	7/25/2014
Cobalt	13	1.1		mg/Kg-dry	10	7/28/2014
Copper	19	2.8		mg/Kg-dry	10	7/28/2014
Iron	25000	340		mg/Kg-dry	100	7/25/2014
Lead	12	5.6		mg/Kg-dry	100	7/25/2014
Magnesium	25000	34		mg/Kg-dry	10	7/28/2014
Manganese	500	1.1		mg/Kg-dry	10	7/28/2014
Nickel	34	1.1		mg/Kg-dry	10	7/28/2014
Potassium	2400	34		mg/Kg-dry	10	7/28/2014
Selenium	ND	1.1		mg/Kg-dry	10	7/28/2014
Silver	ND	1.1		mg/Kg-dry	10	7/28/2014
Sodium	160	67		mg/Kg-dry	10	7/28/2014
Thallium	ND	1.1		mg/Kg-dry	10	7/28/2014
Vanadium	27	1.1		mg/Kg-dry	10	7/28/2014
Zinc	53	5.6		mg/Kg-dry	10	7/28/2014
Cyanide, Total	SW9012A				Prep Date: 7/24/2014	Analyst: YZ
Cyanide	ND	0.31		mg/Kg-dry	1	7/25/2014
pH (25 °C)	SW9045C				Prep Date: 7/25/2014	Analyst: RW
pH	8.1			pH Units	1	7/25/2014
Percent Moisture	D2974				Prep Date: 7/24/2014	Analyst: RW
Percent Moisture	20.1	0.2	*	wt%	1	7/25/2014

Qualifiers:
 ND - Not Detected at the Reporting Limit
 J - Analyte detected below quantitation limits
 B - Analyte detected in the associated Method Blank
 HT - Sample received past holding time
 * - Non-accredited parameter

RL - Reporting / Quantitation Limit for the analysis
 S - Spike Recovery outside accepted recovery limits
 R - RPD outside accepted recovery limits
 E - Value above quantitation range
 H - Holding time exceeded

STAT Analysis Corporation

2242 West Harrison St., Suite 200, Chicago, IL 60612-3766

Tel: (312) 733-0551 Fax: (312) 733-2386 STATinfo@STATAnalysis.com

Accreditations: IEPA ELAP 100445; ORELAP IL300001; AIHA-LAP, LLC 101160; NVLAP LabCode 101202-0

Date Reported: August 05, 2014

ANALYTICAL RESULTS

Date Printed: August 05, 2014

Client: Tetra Tech EM Inc.
 Work Order: 14070878 Revision 0
 Project: TPMHC, Tinley Park
 Lab ID: 14070878-026

Client Sample ID: Power-SB-1-0003
 Collection Date: 7/22/2014 2:06:00 PM
 Matrix: Soil

Analyses	Result	RL	Qualifier	Units	DF	Date Analyzed
Metals by ICP/MS	SW6020 (SW3050B)				Prep Date: 7/25/2014	Analyst: JG
Lead	15	0.52		mg/Kg-dry	10	7/28/2014
Polynuclear Aromatic Hydrocarbons by GC/MS	SW8270C (SW3550B)				Prep Date: 7/27/2014	Analyst: MEP
Acenaphthene	ND	0.035		mg/Kg-dry	1	7/28/2014
Acenaphthylene	ND	0.035		mg/Kg-dry	1	7/28/2014
Anthracene	ND	0.035		mg/Kg-dry	1	7/28/2014
Benz(a)anthracene	0.12	0.035		mg/Kg-dry	1	7/28/2014
Benzo(a)pyrene	0.14	0.035		mg/Kg-dry	1	7/28/2014
Benzo(b)fluoranthene	0.15	0.035		mg/Kg-dry	1	7/28/2014
Benzo(g,h,i)perylene	0.11	0.035		mg/Kg-dry	1	7/28/2014
Benzo(k)fluoranthene	0.12	0.035		mg/Kg-dry	1	7/28/2014
Chrysene	0.15	0.035		mg/Kg-dry	1	7/28/2014
Dibenz(a,h)anthracene	0.053	0.035		mg/Kg-dry	1	7/28/2014
Fluoranthene	0.23	0.035		mg/Kg-dry	1	7/28/2014
Fluorene	ND	0.035		mg/Kg-dry	1	7/28/2014
Indeno(1,2,3-cd)pyrene	0.090	0.035		mg/Kg-dry	1	7/28/2014
Naphthalene	ND	0.035		mg/Kg-dry	1	7/28/2014
Phenanthrene	0.082	0.035		mg/Kg-dry	1	7/28/2014
Pyrene	0.24	0.035		mg/Kg-dry	1	7/28/2014
BTEX by GC/MS	SW5035/8260B				Prep Date: 7/24/2014	Analyst: PS
Benzene	ND	0.0046		mg/Kg-dry	1	7/29/2014
Ethylbenzene	ND	0.0046		mg/Kg-dry	1	7/29/2014
Toluene	ND	0.0046		mg/Kg-dry	1	7/29/2014
Xylenes, Total	ND	0.014		mg/Kg-dry	1	7/29/2014
pH (25 °C)	SW9045C				Prep Date: 7/25/2014	Analyst: RW
pH	7.8			pH Units	1	7/25/2014
Percent Moisture	D2974				Prep Date: 7/24/2014	Analyst: RW
Percent Moisture	5.1	0.2	*	wt%	1	7/25/2014

Qualifiers: ND - Not Detected at the Reporting Limit
 J - Analyte detected below quantitation limits
 B - Analyte detected in the associated Method Blank
 HT - Sample received past holding time
 * - Non-accredited parameter

RL - Reporting / Quantitation Limit for the analysis
 S - Spike Recovery outside accepted recovery limits
 R - RPD outside accepted recovery limits
 E - Value above quantitation range
 H - Holding time exceeded

STAT Analysis Corporation

2242 West Harrison St., Suite 200, Chicago, IL 60612-3766

Tel: (312) 733-0551 Fax: (312) 733-2386 STATinfo@STATAnalysis.com

Accreditations: IEPA ELAP 100445; ORELAP IL300001; AIHA-LAP, LLC 101160; NVLAP LabCode 101202-0

Date Reported: August 05, 2014

ANALYTICAL RESULTS

Date Printed: August 05, 2014

Client: Tetra Tech EM Inc.
 Work Order: 14070878 Revision 0
 Project: TPMHC, Tinley Park
 Lab ID: 14070878-027

Client Sample ID: Power-SB-1-1416
 Collection Date: 7/22/2014 2:10:00 PM
 Matrix: Soil

Analyses	Result	RL	Qualifier	Units	DF	Date Analyzed
Metals by ICP/MS	SW6020 (SW3050B)				Prep Date: 7/25/2014	Analyst: JG
Lead	13	0.54		mg/Kg-dry	10	7/28/2014
Polynuclear Aromatic Hydrocarbons by GC/MS	SW8270C (SW3550B)				Prep Date: 7/28/2014	Analyst: DM
Acenaphthene	ND	0.039		mg/Kg-dry	1	7/28/2014
Acenaphthylene	ND	0.039		mg/Kg-dry	1	7/28/2014
Anthracene	ND	0.039		mg/Kg-dry	1	7/28/2014
Benz(a)anthracene	ND	0.039		mg/Kg-dry	1	7/28/2014
Benzo(a)pyrene	ND	0.039		mg/Kg-dry	1	7/28/2014
Benzo(b)fluoranthene	ND	0.039		mg/Kg-dry	1	7/28/2014
Benzo(g,h,i)perylene	ND	0.039		mg/Kg-dry	1	7/28/2014
Benzo(k)fluoranthene	ND	0.039		mg/Kg-dry	1	7/28/2014
Chrysene	ND	0.039		mg/Kg-dry	1	7/28/2014
Dibenz(a,h)anthracene	ND	0.039		mg/Kg-dry	1	7/28/2014
Fluoranthene	ND	0.039		mg/Kg-dry	1	7/28/2014
Fluorene	ND	0.039		mg/Kg-dry	1	7/28/2014
Indeno(1,2,3-cd)pyrene	ND	0.039		mg/Kg-dry	1	7/28/2014
Naphthalene	ND	0.039		mg/Kg-dry	1	7/28/2014
Phenanthrene	ND	0.039		mg/Kg-dry	1	7/28/2014
Pyrene	ND	0.039		mg/Kg-dry	1	7/28/2014
BTEX by GC/MS	SW5035/8260B				Prep Date: 7/24/2014	Analyst: PS
Benzene	ND	0.0047		mg/Kg-dry	1	7/29/2014
Ethylbenzene	ND	0.0047		mg/Kg-dry	1	7/29/2014
Toluene	ND	0.0047		mg/Kg-dry	1	7/29/2014
Xylenes, Total	ND	0.014		mg/Kg-dry	1	7/29/2014
pH (25 °C)	SW9045C				Prep Date: 7/25/2014	Analyst: RW
pH	9.8			pH Units	1	7/25/2014
Percent Moisture	D2974				Prep Date: 7/24/2014	Analyst: RW
Percent Moisture	16.8	0.2	*	wt%	1	7/25/2014

Qualifiers:
 ND - Not Detected at the Reporting Limit
 J - Analyte detected below quantitation limits
 B - Analyte detected in the associated Method Blank
 HT - Sample received past holding time
 * - Non-accredited parameter

RL - Reporting / Quantitation Limit for the analysis
 S - Spike Recovery outside accepted recovery limits
 R - RPD outside accepted recovery limits
 E - Value above quantitation range
 H - Holding time exceeded

STAT Analysis Corporation

2242 West Harrison St., Suite 200, Chicago, IL 60612-3766

Tel: (312) 733-0551 Fax: (312) 733-2386 STATinfo@STATAnalysis.com

Accreditations: IEPA ELAP 100445; ORELAP IL300001; AIHA-LAP, LLC 101160; NVLAP LabCode 101202-0

Date Reported: August 05, 2014

ANALYTICAL RESULTS

Date Printed: August 05, 2014

Client: Tetra Tech EM Inc.
 Work Order: 14070878 Revision 0
 Project: TPMHC, Tinley Park
 Lab ID: 14070878-028

Client Sample ID: Power-SB-2-0003
 Collection Date: 7/22/2014 2:38:00 PM
 Matrix: Soil

Analyses	Result	RL	Qualifier	Units	DF	Date Analyzed
Metals by ICP/MS	SW6020 (SW3050B)				Prep Date: 7/25/2014	Analyst: JG
Lead	24	0.51		mg/Kg-dry	10	7/29/2014
Polynuclear Aromatic Hydrocarbons by GC/MS	SW8270C (SW3550B)				Prep Date: 7/28/2014	Analyst: DM
Acenaphthene	0.15	0.034		mg/Kg-dry	1	7/28/2014
Acenaphthylene	ND	0.034		mg/Kg-dry	1	7/28/2014
Anthracene	0.39	0.034		mg/Kg-dry	1	7/28/2014
Benz(a)anthracene	0.80	0.034		mg/Kg-dry	1	7/28/2014
Benzo(a)pyrene	0.81	0.034		mg/Kg-dry	1	7/28/2014
Benzo(b)fluoranthene	0.85	0.034		mg/Kg-dry	1	7/28/2014
Benzo(g,h,i)perylene	0.45	0.034		mg/Kg-dry	1	7/28/2014
Benzo(k)fluoranthene	0.60	0.034		mg/Kg-dry	1	7/28/2014
Chrysene	0.83	0.034		mg/Kg-dry	1	7/28/2014
Dibenz(a,h)anthracene	0.20	0.034		mg/Kg-dry	1	7/28/2014
Fluoranthene	1.9	0.034		mg/Kg-dry	1	7/28/2014
Fluorene	0.16	0.034		mg/Kg-dry	1	7/28/2014
Indeno(1,2,3-cd)pyrene	0.40	0.034		mg/Kg-dry	1	7/28/2014
Naphthalene	ND	0.034		mg/Kg-dry	1	7/28/2014
Phenanthrene	1.6	0.034		mg/Kg-dry	1	7/28/2014
Pyrene	1.6	0.034		mg/Kg-dry	1	7/28/2014
BTEX by GC/MS	SW5035/8260B				Prep Date: 7/24/2014	Analyst: PS
Benzene	ND	0.0043		mg/Kg-dry	1	7/29/2014
Ethylbenzene	ND	0.0043		mg/Kg-dry	1	7/29/2014
Toluene	ND	0.0043		mg/Kg-dry	1	7/29/2014
Xylenes, Total	ND	0.013		mg/Kg-dry	1	7/29/2014
pH (25 °C)	SW9045C				Prep Date: 7/25/2014	Analyst: RW
pH	9.0			pH Units	1	7/25/2014
Percent Moisture	D2974				Prep Date: 7/24/2014	Analyst: RW
Percent Moisture	4.8	0.2	*	wt%	1	7/25/2014

Qualifiers: ND - Not Detected at the Reporting Limit
 J - Analyte detected below quantitation limits
 B - Analyte detected in the associated Method Blank
 HT - Sample received past holding time
 * - Non-accredited parameter

RL - Reporting / Quantitation Limit for the analysis
 S - Spike Recovery outside accepted recovery limits
 R - RPD outside accepted recovery limits
 E - Value above quantitation range
 H - Holding time exceeded

STAT Analysis Corporation

2242 West Harrison St., Suite 200, Chicago, IL 60612-3766

Tel: (312) 733-0551 Fax: (312) 733-2386 STATinfo@STATAnalysis.com

Accreditations: IEPA ELAP 100445; ORELAP IL300001; AIHA-LAP, LLC 101160; NVLAP LabCode 101202-0

Date Reported: August 05, 2014

ANALYTICAL RESULTS

Date Printed: August 05, 2014

Client: Tetra Tech EM Inc.
 Work Order: 14070878 Revision 0
 Project: TPMHC, Tinley Park
 Lab ID: 14070878-029

Client Sample ID: Power-SB-2-1416
 Collection Date: 7/22/2014 2:40:00 PM
 Matrix: Soil

Analyses	Result	RL	Qualifier	Units	DF	Date Analyzed
Metals by ICP/MS	SW6020 (SW3050B)				Prep Date: 7/25/2014	Analyst: JG
Lead	15	0.60		mg/Kg-dry	10	7/29/2014
Polynuclear Aromatic Hydrocarbons by GC/MS	SW8270C (SW3550B)				Prep Date: 7/28/2014	Analyst: DM
Acenaphthene	ND	0.040		mg/Kg-dry	1	7/28/2014
Acenaphthylene	ND	0.040		mg/Kg-dry	1	7/28/2014
Anthracene	ND	0.040		mg/Kg-dry	1	7/28/2014
Benz(a)anthracene	ND	0.040		mg/Kg-dry	1	7/28/2014
Benzo(a)pyrene	ND	0.040		mg/Kg-dry	1	7/28/2014
Benzo(b)fluoranthene	ND	0.040		mg/Kg-dry	1	7/28/2014
Benzo(g,h,i)perylene	ND	0.040		mg/Kg-dry	1	7/28/2014
Benzo(k)fluoranthene	ND	0.040		mg/Kg-dry	1	7/28/2014
Chrysene	ND	0.040		mg/Kg-dry	1	7/28/2014
Dibenz(a,h)anthracene	ND	0.040		mg/Kg-dry	1	7/28/2014
Fluoranthene	ND	0.040		mg/Kg-dry	1	7/28/2014
Fluorene	ND	0.040		mg/Kg-dry	1	7/28/2014
Indeno(1,2,3-cd)pyrene	ND	0.040		mg/Kg-dry	1	7/28/2014
Naphthalene	ND	0.040		mg/Kg-dry	1	7/28/2014
Phenanthrene	ND	0.040		mg/Kg-dry	1	7/28/2014
Pyrene	ND	0.040		mg/Kg-dry	1	7/28/2014
BTEX by GC/MS	SW5035/8260B				Prep Date: 7/24/2014	Analyst: PS
Benzene	ND	0.0045		mg/Kg-dry	1	7/29/2014
Ethylbenzene	ND	0.0045		mg/Kg-dry	1	7/29/2014
Toluene	ND	0.0045		mg/Kg-dry	1	7/29/2014
Xylenes, Total	ND	0.013		mg/Kg-dry	1	7/29/2014
pH (25 °C)	SW9045C				Prep Date: 7/28/2014	Analyst: RW
pH	8.1			pH Units	1	7/28/2014
Percent Moisture	D2974				Prep Date: 7/24/2014	Analyst: RW
Percent Moisture	17.4	0.2	*	wt%	1	7/25/2014

Qualifiers: ND - Not Detected at the Reporting Limit
 J - Analyte detected below quantitation limits
 B - Analyte detected in the associated Method Blank
 HT - Sample received past holding time
 * - Non-accredited parameter

RL - Reporting / Quantitation Limit for the analysis
 S - Spike Recovery outside accepted recovery limits
 R - RPD outside accepted recovery limits
 E - Value above quantitation range
 H - Holding time exceeded

STAT Analysis Corporation

2242 West Harrison St., Suite 200, Chicago, IL 60612-3766

Tel: (312) 733-0551 Fax: (312) 733-2386 STATinfo@STATAnalysis.com

Accreditations: IEPA ELAP 100445; ORELAP IL300001; AIHA-LAP, LLC 101160; NVLAP LabCode 101202-0

Date Reported: August 05, 2014

ANALYTICAL RESULTS

Date Printed: August 05, 2014

Client: Tetra Tech EM Inc.
Work Order: 14070878 Revision 0
Project: TPMHC, Tinley Park
Lab ID: 14070878-030

Client Sample ID: Power-SB-3-0003
Collection Date: 7/23/2014 7:35:00 AM
Matrix: Soil

Analyses	Result	RL	Qualifier	Units	DF	Date Analyzed
Metals by ICP/MS	SW6020 (SW3050B)				Prep Date: 7/25/2014	Analyst: JG
Lead	5.3	0.51		mg/Kg-dry	10	7/29/2014
Polynuclear Aromatic Hydrocarbons by GC/MS	SW8270C (SW3550B)				Prep Date: 7/28/2014	Analyst: DM
Acenaphthene	ND	0.034		mg/Kg-dry	1	7/28/2014
Acenaphthylene	ND	0.034		mg/Kg-dry	1	7/28/2014
Anthracene	ND	0.034		mg/Kg-dry	1	7/28/2014
Benz(a)anthracene	ND	0.034		mg/Kg-dry	1	7/28/2014
Benzo(a)pyrene	ND	0.034		mg/Kg-dry	1	7/28/2014
Benzo(b)fluoranthene	ND	0.034		mg/Kg-dry	1	7/28/2014
Benzo(g,h,i)perylene	ND	0.034		mg/Kg-dry	1	7/28/2014
Benzo(k)fluoranthene	ND	0.034		mg/Kg-dry	1	7/28/2014
Chrysene	ND	0.034		mg/Kg-dry	1	7/28/2014
Dibenz(a,h)anthracene	ND	0.034		mg/Kg-dry	1	7/28/2014
Fluoranthene	0.037	0.034		mg/Kg-dry	1	7/28/2014
Fluorene	ND	0.034		mg/Kg-dry	1	7/28/2014
Indeno(1,2,3-cd)pyrene	ND	0.034		mg/Kg-dry	1	7/28/2014
Naphthalene	ND	0.034		mg/Kg-dry	1	7/28/2014
Phenanthrene	ND	0.034		mg/Kg-dry	1	7/28/2014
Pyrene	0.036	0.034		mg/Kg-dry	1	7/28/2014
BTEX by GC/MS	SW5035/8260B				Prep Date: 7/24/2014	Analyst: PS
Benzene	ND	0.0048		mg/Kg-dry	1	7/29/2014
Ethylbenzene	ND	0.0048		mg/Kg-dry	1	7/29/2014
Toluene	ND	0.0048		mg/Kg-dry	1	7/29/2014
Xylenes, Total	ND	0.014		mg/Kg-dry	1	7/29/2014
pH (25 °C)	SW9045C				Prep Date: 7/28/2014	Analyst: RW
pH	8.9			pH Units	1	7/28/2014
Percent Moisture	D2974				Prep Date: 7/24/2014	Analyst: RW
Percent Moisture	3.8	0.2	*	wt%	1	7/25/2014

Qualifiers:
 ND - Not Detected at the Reporting Limit
 J - Analyte detected below quantitation limits
 B - Analyte detected in the associated Method Blank
 HT - Sample received past holding time
 * - Non-accredited parameter

RL - Reporting / Quantitation Limit for the analysis
 S - Spike Recovery outside accepted recovery limits
 R - RPD outside accepted recovery limits
 E - Value above quantitation range
 H - Holding time exceeded

STAT Analysis Corporation

2242 West Harrison St., Suite 200, Chicago, IL 60612-3766

Tel: (312) 733-0551 Fax: (312) 733-2386 STATinfo@STATAnalysis.com

Accreditations: IEPA ELAP 100445; ORELAP IL300001; AIHA-LAP, LLC 101160; NVLAP LabCode 101202-0

Date Reported: August 05, 2014

ANALYTICAL RESULTS

Date Printed: August 05, 2014

Client: Tetra Tech EM Inc.
 Work Order: 14070878 Revision 0
 Project: TPMHC, Tinley Park
 Lab ID: 14070878-031

Client Sample ID: Power-SB-3-1012
 Collection Date: 7/23/2014 7:40:00 AM
 Matrix: Soil

Analyses	Result	RL	Qualifier	Units	DF	Date Analyzed
Metals by ICP/MS	SW6020 (SW3050B)				Prep Date: 7/25/2014	Analyst: JG
Lead	11	0.52		mg/Kg-dry	10	7/29/2014
Polynuclear Aromatic Hydrocarbons by GC/MS	SW8270C (SW3550B)				Prep Date: 7/28/2014	Analyst: DM
Acenaphthene	ND	0.034		mg/Kg-dry	1	7/28/2014
Acenaphthylene	ND	0.034		mg/Kg-dry	1	7/28/2014
Anthracene	ND	0.034		mg/Kg-dry	1	7/28/2014
Benz(a)anthracene	ND	0.034		mg/Kg-dry	1	7/28/2014
Benzo(a)pyrene	ND	0.034		mg/Kg-dry	1	7/28/2014
Benzo(b)fluoranthene	ND	0.034		mg/Kg-dry	1	7/28/2014
Benzo(g,h,i)perylene	ND	0.034		mg/Kg-dry	1	7/28/2014
Benzo(k)fluoranthene	ND	0.034		mg/Kg-dry	1	7/28/2014
Chrysene	ND	0.034		mg/Kg-dry	1	7/28/2014
Dibenz(a,h)anthracene	ND	0.034		mg/Kg-dry	1	7/28/2014
Fluoranthene	ND	0.034		mg/Kg-dry	1	7/28/2014
Fluorene	ND	0.034		mg/Kg-dry	1	7/28/2014
Indeno(1,2,3-cd)pyrene	ND	0.034		mg/Kg-dry	1	7/28/2014
Naphthalene	ND	0.034		mg/Kg-dry	1	7/28/2014
Phenanthrene	ND	0.034		mg/Kg-dry	1	7/28/2014
Pyrene	ND	0.034		mg/Kg-dry	1	7/28/2014
BTEX by GC/MS	SW5035/8260B				Prep Date: 7/24/2014	Analyst: PS
Benzene	ND	0.0040		mg/Kg-dry	1	7/29/2014
Ethylbenzene	ND	0.0040		mg/Kg-dry	1	7/29/2014
Toluene	ND	0.0040		mg/Kg-dry	1	7/29/2014
Xylenes, Total	ND	0.012		mg/Kg-dry	1	7/29/2014
pH (25 °C)	SW9045C				Prep Date: 7/28/2014	Analyst: RW
pH	7.9			pH Units	1	7/28/2014
Percent Moisture	D2974				Prep Date: 7/24/2014	Analyst: RW
Percent Moisture	3.5	0.2	*	wt%	1	7/25/2014

Qualifiers: ND - Not Detected at the Reporting Limit
 J - Analyte detected below quantitation limits
 B - Analyte detected in the associated Method Blank
 HT - Sample received past holding time
 * - Non-accredited parameter

RL - Reporting / Quantitation Limit for the analysis
 S - Spike Recovery outside accepted recovery limits
 R - RPD outside accepted recovery limits
 E - Value above quantitation range
 H - Holding time exceeded

STAT Analysis Corporation

2242 West Harrison St., Suite 200, Chicago, IL 60612-3766

Tel: (312) 733-0551 Fax: (312) 733-2386 STATinfo@STATAnalysis.com

Accreditations: IEPA ELAP 100445; ORELAP IL300001; AIHA-LAP, LLC 101160; NVLAP LabCode 101202-0

Date Reported: August 05, 2014

ANALYTICAL RESULTS

Date Printed: August 05, 2014

Client: Tetra Tech EM Inc.
 Work Order: 14070878 Revision 0
 Project: TPMHC, Tinley Park
 Lab ID: 14070878-032

Client Sample ID: Power-SB-4-0608
 Collection Date: 7/23/2014 8:55:00 AM
 Matrix: Soil

Analyses	Result	RL	Qualifier	Units	DF	Date Analyzed
Metals by ICP/MS	SW6020 (SW3050B)				Prep Date: 7/25/2014	Analyst: JG
Lead	18	0.56		mg/Kg-dry	10	7/29/2014
Polynuclear Aromatic Hydrocarbons by GC/MS	SW8270C (SW3550B)				Prep Date: 7/28/2014	Analyst: DM
Acenaphthene	ND	0.043		mg/Kg-dry	1	7/28/2014
Acenaphthylene	ND	0.043		mg/Kg-dry	1	7/28/2014
Anthracene	ND	0.043		mg/Kg-dry	1	7/28/2014
Benz(a)anthracene	ND	0.043		mg/Kg-dry	1	7/28/2014
Benzo(a)pyrene	ND	0.043		mg/Kg-dry	1	7/28/2014
Benzo(b)fluoranthene	ND	0.043		mg/Kg-dry	1	7/28/2014
Benzo(g,h,i)perylene	ND	0.043		mg/Kg-dry	1	7/28/2014
Benzo(k)fluoranthene	ND	0.043		mg/Kg-dry	1	7/28/2014
Chrysene	ND	0.043		mg/Kg-dry	1	7/28/2014
Dibenz(a,h)anthracene	ND	0.043		mg/Kg-dry	1	7/28/2014
Fluoranthene	ND	0.043		mg/Kg-dry	1	7/28/2014
Fluorene	ND	0.043		mg/Kg-dry	1	7/28/2014
Indeno(1,2,3-cd)pyrene	ND	0.043		mg/Kg-dry	1	7/28/2014
Naphthalene	ND	0.043		mg/Kg-dry	1	7/28/2014
Phenanthrene	ND	0.043		mg/Kg-dry	1	7/28/2014
Pyrene	ND	0.043		mg/Kg-dry	1	7/28/2014
BTEX by GC/MS	SW5035/8260B				Prep Date: 7/24/2014	Analyst: PS
Benzene	ND	0.0058		mg/Kg-dry	1	7/29/2014
Ethylbenzene	ND	0.0058		mg/Kg-dry	1	7/29/2014
Toluene	ND	0.0058		mg/Kg-dry	1	7/29/2014
Xylenes, Total	ND	0.017		mg/Kg-dry	1	7/29/2014
pH (25 °C)	SW9045C				Prep Date: 7/28/2014	Analyst: RW
pH	8.4			pH Units	1	7/28/2014
Percent Moisture	D2974				Prep Date: 7/24/2014	Analyst: RW
Percent Moisture	24.5	0.2	*	wt%	1	7/25/2014

Qualifiers: ND - Not Detected at the Reporting Limit
 J - Analyte detected below quantitation limits
 B - Analyte detected in the associated Method Blank
 HT - Sample received past holding time
 * - Non-accredited parameter

RL - Reporting / Quantitation Limit for the analysis
 S - Spike Recovery outside accepted recovery limits
 R - RPD outside accepted recovery limits
 E - Value above quantitation range
 H - Holding time exceeded

STAT Analysis Corporation

2242 West Harrison St., Suite 200, Chicago, IL 60612-3766

Tel: (312) 733-0551 Fax: (312) 733-2386 STATinfo@STATAnalysis.com

Accreditations: IEPA ELAP 100445; ORELAP IL300001; AIHA-LAP, LLC 101160; NVLAP LabCode 101202-0

Date Reported: August 05, 2014

ANALYTICAL RESULTS

Date Printed: August 05, 2014

Client: Tetra Tech EM Inc.
 Work Order: 14070878 Revision 0
 Project: TPMHC, Tinley Park
 Lab ID: 14070878-033

Client Sample ID: Power-SB-4-1012
 Collection Date: 7/23/2014 9:00:00 AM
 Matrix: Soil

Analyses	Result	RL	Qualifier	Units	DF	Date Analyzed
Metals by ICP/MS	SW6020 (SW3050B)				Prep Date: 7/25/2014	Analyst: JG
Lead	20	0.56		mg/Kg-dry	10	7/29/2014
Polynuclear Aromatic Hydrocarbons by GC/MS	SW8270C (SW3550B)				Prep Date: 7/28/2014	Analyst: DM
Acenaphthene	ND	0.038		mg/Kg-dry	1	7/28/2014
Acenaphthylene	ND	0.038		mg/Kg-dry	1	7/28/2014
Anthracene	ND	0.038		mg/Kg-dry	1	7/28/2014
Benz(a)anthracene	ND	0.038		mg/Kg-dry	1	7/28/2014
Benzo(a)pyrene	ND	0.038		mg/Kg-dry	1	7/28/2014
Benzo(b)fluoranthene	ND	0.038		mg/Kg-dry	1	7/28/2014
Benzo(g,h,i)perylene	ND	0.038		mg/Kg-dry	1	7/28/2014
Benzo(k)fluoranthene	ND	0.038		mg/Kg-dry	1	7/28/2014
Chrysene	ND	0.038		mg/Kg-dry	1	7/28/2014
Dibenz(a,h)anthracene	ND	0.038		mg/Kg-dry	1	7/28/2014
Fluoranthene	ND	0.038		mg/Kg-dry	1	7/28/2014
Fluorene	ND	0.038		mg/Kg-dry	1	7/28/2014
Indeno(1,2,3-cd)pyrene	ND	0.038		mg/Kg-dry	1	7/28/2014
Naphthalene	ND	0.038		mg/Kg-dry	1	7/28/2014
Phenanthrene	ND	0.038		mg/Kg-dry	1	7/28/2014
Pyrene	ND	0.038		mg/Kg-dry	1	7/28/2014
BTEX by GC/MS	SW5035/8260B				Prep Date: 7/24/2014	Analyst: PS
Benzene	ND	0.0048		mg/Kg-dry	1	7/29/2014
Ethylbenzene	ND	0.0048		mg/Kg-dry	1	7/29/2014
Toluene	ND	0.0048		mg/Kg-dry	1	7/29/2014
Xylenes, Total	ND	0.014		mg/Kg-dry	1	7/29/2014
pH (25 °C)	SW9045C				Prep Date: 7/28/2014	Analyst: RW
pH	8.3			pH Units	1	7/28/2014
Percent Moisture	D2974				Prep Date: 7/24/2014	Analyst: RW
Percent Moisture	13.4	0.2	*	wt%	1	7/25/2014

Qualifiers:
 ND - Not Detected at the Reporting Limit
 J - Analyte detected below quantitation limits
 B - Analyte detected in the associated Method Blank
 HT - Sample received past holding time
 * - Non-accredited parameter

RL - Reporting / Quantitation Limit for the analysis
 S - Spike Recovery outside accepted recovery limits
 R - RPD outside accepted recovery limits
 E - Value above quantitation range
 H - Holding time exceeded

STAT Analysis Corporation

2242 West Harrison St., Suite 200, Chicago, IL 60612-3766

Tel: (312) 733-0551 Fax: (312) 733-2386 STATinfo@STATAnalysis.com

Accreditations: IEPA ELAP 100445; ORELAP IL300001; AIHA-LAP, LLC 101160; NVLAP LabCode 101202-0

Date Reported: August 05, 2014

ANALYTICAL RESULTS

Date Printed: August 05, 2014

Client: Tetra Tech EM Inc.
 Work Order: 14070878 Revision 0
 Project: TPMHC, Tinley Park
 Lab ID: 14070878-034

Client Sample ID: Power-SB-5-0003
 Collection Date: 7/23/2014 9:22:00 AM
 Matrix: Soil

Analyses	Result	RL	Qualifier	Units	DF	Date Analyzed
Metals by ICP/MS	SW6020 (SW3050B)				Prep Date: 7/25/2014	Analyst: JG
Lead	20	0.58		mg/Kg-dry	10	7/29/2014
Polynuclear Aromatic Hydrocarbons by GC/MS	SW8270C (SW3550B)				Prep Date: 7/28/2014	Analyst: DM
Acenaphthene	ND	0.040		mg/Kg-dry	1	7/28/2014
Acenaphthylene	ND	0.040		mg/Kg-dry	1	7/28/2014
Anthracene	ND	0.040		mg/Kg-dry	1	7/28/2014
Benz(a)anthracene	ND	0.040		mg/Kg-dry	1	7/28/2014
Benzo(a)pyrene	ND	0.040		mg/Kg-dry	1	7/28/2014
Benzo(b)fluoranthene	ND	0.040		mg/Kg-dry	1	7/28/2014
Benzo(g,h,i)perylene	ND	0.040		mg/Kg-dry	1	7/28/2014
Benzo(k)fluoranthene	ND	0.040		mg/Kg-dry	1	7/28/2014
Chrysene	ND	0.040		mg/Kg-dry	1	7/28/2014
Dibenz(a,h)anthracene	ND	0.040		mg/Kg-dry	1	7/28/2014
Fluoranthene	ND	0.040		mg/Kg-dry	1	7/28/2014
Fluorene	ND	0.040		mg/Kg-dry	1	7/28/2014
Indeno(1,2,3-cd)pyrene	ND	0.040		mg/Kg-dry	1	7/28/2014
Naphthalene	ND	0.040		mg/Kg-dry	1	7/28/2014
Phenanthrene	ND	0.040		mg/Kg-dry	1	7/28/2014
Pyrene	ND	0.040		mg/Kg-dry	1	7/28/2014
BTEX by GC/MS	SW5035/8260B				Prep Date: 7/24/2014	Analyst: PS
Benzene	ND	0.0054		mg/Kg-dry	1	7/29/2014
Ethylbenzene	ND	0.0054		mg/Kg-dry	1	7/29/2014
Toluene	ND	0.0054		mg/Kg-dry	1	7/29/2014
Xylenes, Total	ND	0.016		mg/Kg-dry	1	7/29/2014
pH (25 °C)	SW9045C				Prep Date: 7/28/2014	Analyst: RW
pH	8.1			pH Units	1	7/28/2014
Percent Moisture	D2974				Prep Date: 7/24/2014	Analyst: RW
Percent Moisture	17.2	0.2	*	wt%	1	7/25/2014

Qualifiers: ND - Not Detected at the Reporting Limit
 J - Analyte detected below quantitation limits
 B - Analyte detected in the associated Method Blank
 HT - Sample received past holding time
 * - Non-accredited parameter

RL - Reporting / Quantitation Limit for the analysis
 S - Spike Recovery outside accepted recovery limits
 R - RPD outside accepted recovery limits
 E - Value above quantitation range
 H - Holding time exceeded

STAT Analysis Corporation

2242 West Harrison St., Suite 200, Chicago, IL 60612-3766

Tel: (312) 733-0551 Fax: (312) 733-2386 STATinfo@STATAnalysis.com

Accreditations: IEPA ELAP 100445; ORELAP IL300001; AIHA-LAP, LLC 101160; NVLAP LabCode 101202-0

Date Reported: August 05, 2014

ANALYTICAL RESULTS

Date Printed: August 05, 2014

Client: Tetra Tech EM Inc.
Work Order: 14070878 Revision 0
Project: TPMHC, Tinley Park
Lab ID: 14070878-035

Client Sample ID: Power-SB-5-0406
Collection Date: 7/23/2014 9:27:00 AM
Matrix: Soil

Analyses	Result	RL	Qualifier	Units	DF	Date Analyzed
Metals by ICP/MS	SW6020 (SW3050B)				Prep Date: 7/25/2014	Analyst: JG
Lead	20	0.56		mg/Kg-dry	10	7/29/2014
Polynuclear Aromatic Hydrocarbons by GC/MS	SW8270C (SW3550B)				Prep Date: 7/28/2014	Analyst: MEP
Acenaphthene	ND	0.039		mg/Kg-dry	1	7/28/2014
Acenaphthylene	ND	0.039		mg/Kg-dry	1	7/28/2014
Anthracene	ND	0.039		mg/Kg-dry	1	7/28/2014
Benz(a)anthracene	ND	0.039		mg/Kg-dry	1	7/28/2014
Benzo(a)pyrene	ND	0.039		mg/Kg-dry	1	7/28/2014
Benzo(b)fluoranthene	ND	0.039		mg/Kg-dry	1	7/28/2014
Benzo(g,h,i)perylene	ND	0.039		mg/Kg-dry	1	7/28/2014
Benzo(k)fluoranthene	ND	0.039		mg/Kg-dry	1	7/28/2014
Chrysene	ND	0.039		mg/Kg-dry	1	7/28/2014
Dibenz(a,h)anthracene	ND	0.039		mg/Kg-dry	1	7/28/2014
Fluoranthene	ND	0.039		mg/Kg-dry	1	7/28/2014
Fluorene	ND	0.039		mg/Kg-dry	1	7/28/2014
Indeno(1,2,3-cd)pyrene	ND	0.039		mg/Kg-dry	1	7/28/2014
Naphthalene	ND	0.039		mg/Kg-dry	1	7/28/2014
Phenanthrene	ND	0.039		mg/Kg-dry	1	7/28/2014
Pyrene	ND	0.039		mg/Kg-dry	1	7/28/2014
BTEX by GC/MS	SW5035/8260B				Prep Date: 7/24/2014	Analyst: PS
Benzene	ND	0.0046		mg/Kg-dry	1	7/30/2014
Ethylbenzene	ND	0.0046		mg/Kg-dry	1	7/30/2014
Toluene	ND	0.0046		mg/Kg-dry	1	7/30/2014
Xylenes, Total	ND	0.014		mg/Kg-dry	1	7/30/2014
pH (25 °C)	SW9045C				Prep Date: 7/28/2014	Analyst: RW
pH	7.6			pH Units	1	7/28/2014
Percent Moisture	D2974				Prep Date: 7/24/2014	Analyst: RW
Percent Moisture	16.8	0.2	*	wt%	1	7/25/2014

Qualifiers: ND - Not Detected at the Reporting Limit
J - Analyte detected below quantitation limits
B - Analyte detected in the associated Method Blank
HT - Sample received past holding time
* - Non-accredited parameter

RL - Reporting / Quantitation Limit for the analysis
S - Spike Recovery outside accepted recovery limits
R - RPD outside accepted recovery limits
E - Value above quantitation range
H - Holding time exceeded

STAT Analysis Corporation

2242 West Harrison St., Suite 200, Chicago, IL 60612-3766

Tel: (312) 733-0551 Fax: (312) 733-2386 STATinfo@STATAnalysis.com

Accreditations: IEPA ELAP 100445; ORELAP IL300001; AIHA-LAP, LLC 101160; NVLAP LabCode 101202-0

Date Reported: August 05, 2014

ANALYTICAL RESULTS

Date Printed: August 05, 2014

Client: Tetra Tech EM Inc.
 Work Order: 14070878 Revision 0
 Project: TPMHC, Tinley Park
 Lab ID: 14070878-036

Client Sample ID: Cedar-SB-6-0003
 Collection Date: 7/23/2014 10:02:00 AM
 Matrix: Soil

Analyses	Result	RL	Qualifier	Units	DF	Date Analyzed
Mercury	SW7471A				Prep Date: 7/28/2014	Analyst: LB
Mercury	0.027	0.024		mg/Kg-dry	1	7/28/2014
Metals by ICP/MS	SW6020 (SW3050B)				Prep Date: 7/25/2014	Analyst: JG
Aluminum	14000	250		mg/Kg-dry	100	7/25/2014
Antimony	ND	2.5		mg/Kg-dry	10	7/28/2014
Arsenic	6.7	1.2		mg/Kg-dry	10	7/28/2014
Barium	160	1.2		mg/Kg-dry	10	7/28/2014
Beryllium	1.0	0.62		mg/Kg-dry	10	7/28/2014
Cadmium	ND	0.62		mg/Kg-dry	10	7/28/2014
Calcium	5600	750		mg/Kg-dry	100	7/25/2014
Chromium	18	1.2		mg/Kg-dry	10	7/28/2014
Cobalt	13	1.2		mg/Kg-dry	10	7/28/2014
Copper	22	3.1		mg/Kg-dry	10	7/28/2014
Iron	21000	370		mg/Kg-dry	100	7/25/2014
Lead	25	0.62		mg/Kg-dry	10	7/28/2014
Magnesium	3600	37		mg/Kg-dry	10	7/28/2014
Manganese	590	12		mg/Kg-dry	100	7/25/2014
Nickel	21	1.2		mg/Kg-dry	10	7/28/2014
Potassium	1500	37		mg/Kg-dry	10	7/28/2014
Selenium	ND	1.2		mg/Kg-dry	10	7/28/2014
Silver	ND	1.2		mg/Kg-dry	10	7/28/2014
Sodium	ND	75		mg/Kg-dry	10	7/28/2014
Thallium	ND	1.2		mg/Kg-dry	10	7/28/2014
Vanadium	31	1.2		mg/Kg-dry	10	7/28/2014
Zinc	69	6.2		mg/Kg-dry	10	7/28/2014
Semivolatile Organic Compounds by GC/MS	SW8270C (SW3550B)				Prep Date: 7/28/2014	Analyst: MEP
Acenaphthene	ND	0.040		mg/Kg-dry	1	7/28/2014
Acenaphthylene	ND	0.040		mg/Kg-dry	1	7/28/2014
Aniline	ND	0.41		mg/Kg-dry	1	7/28/2014
Anthracene	ND	0.040		mg/Kg-dry	1	7/28/2014
Benz(a)anthracene	ND	0.040		mg/Kg-dry	1	7/28/2014
Benzidine	ND	0.40		mg/Kg-dry	1	7/28/2014
Benzo(a)pyrene	ND	0.040		mg/Kg-dry	1	7/28/2014
Benzo(b)fluoranthene	ND	0.040		mg/Kg-dry	1	7/28/2014
Benzo(g,h,i)perylene	ND	0.040		mg/Kg-dry	1	7/28/2014
Benzo(k)fluoranthene	ND	0.040		mg/Kg-dry	1	7/28/2014
Benzoic acid	ND	1.0		mg/Kg-dry	1	7/28/2014
Benzyl alcohol	ND	0.21		mg/Kg-dry	1	7/28/2014

Qualifiers: ND - Not Detected at the Reporting Limit
 J - Analyte detected below quantitation limits
 B - Analyte detected in the associated Method Blank
 HT - Sample received past holding time
 * - Non-accredited parameter

RL - Reporting / Quantitation Limit for the analysis
 S - Spike Recovery outside accepted recovery limits
 R - RPD outside accepted recovery limits
 E - Value above quantitation range
 H - Holding time exceeded

STAT Analysis Corporation

2242 West Harrison St., Suite 200, Chicago, IL 60612-3766

Tel: (312) 733-0551 Fax: (312) 733-2386 STATinfo@STATAnalysis.com

Accreditations: IEPA ELAP 100445; ORELAP IL300001; AIHA-LAP, LLC 101160; NVLAP LabCode 101202-0

Date Reported: August 05, 2014

ANALYTICAL RESULTS

Date Printed: August 05, 2014

Client: Tetra Tech EM Inc.
 Work Order: 14070878 Revision 0
 Project: TPMHC, Tinley Park
 Lab ID: 14070878-036

Client Sample ID: Cedar-SB-6-0003
 Collection Date: 7/23/2014 10:02:00 AM
 Matrix: Soil

Analyses	Result	RL	Qualifier	Units	DF	Date Analyzed
Semivolatile Organic Compounds by GC/MS	SW8270C (SW3550B)		Prep Date: 7/28/2014		Analyst: MEP	
Bis(2-chloroethoxy)methane	ND	0.21		mg/Kg-dry	1	7/28/2014
Bis(2-chloroethyl)ether	ND	0.21		mg/Kg-dry	1	7/28/2014
Bis(2-ethylhexyl)phthalate	ND	1.0		mg/Kg-dry	1	7/28/2014
4-Bromophenyl phenyl ether	ND	0.21		mg/Kg-dry	1	7/28/2014
Butyl benzyl phthalate	ND	0.21		mg/Kg-dry	1	7/28/2014
Carbazole	ND	0.21		mg/Kg-dry	1	7/28/2014
4-Chloroaniline	ND	0.21		mg/Kg-dry	1	7/28/2014
4-Chloro-3-methylphenol	ND	0.40		mg/Kg-dry	1	7/28/2014
2-Chloronaphthalene	ND	0.21		mg/Kg-dry	1	7/28/2014
2-Chlorophenol	ND	0.21		mg/Kg-dry	1	7/28/2014
4-Chlorophenyl phenyl ether	ND	0.21		mg/Kg-dry	1	7/28/2014
Chrysene	ND	0.040		mg/Kg-dry	1	7/28/2014
Dibenz(a,h)anthracene	ND	0.040		mg/Kg-dry	1	7/28/2014
Dibenzofuran	ND	0.21		mg/Kg-dry	1	7/28/2014
1,2-Dichlorobenzene	ND	0.21		mg/Kg-dry	1	7/28/2014
1,3-Dichlorobenzene	ND	0.21		mg/Kg-dry	1	7/28/2014
1,4-Dichlorobenzene	ND	0.21		mg/Kg-dry	1	7/28/2014
3,3'-Dichlorobenzidine	ND	0.21		mg/Kg-dry	1	7/28/2014
2,4-Dichlorophenol	ND	0.21		mg/Kg-dry	1	7/28/2014
Diethyl phthalate	ND	0.21		mg/Kg-dry	1	7/28/2014
2,4-Dimethylphenol	ND	0.21		mg/Kg-dry	1	7/28/2014
Dimethyl phthalate	ND	0.21		mg/Kg-dry	1	7/28/2014
4,6-Dinitro-2-methylphenol	ND	0.40		mg/Kg-dry	1	7/28/2014
2,4-Dinitrophenol	ND	1.0		mg/Kg-dry	1	7/28/2014
2,4-Dinitrotoluene	ND	0.040		mg/Kg-dry	1	7/28/2014
2,6-Dinitrotoluene	ND	0.040		mg/Kg-dry	1	7/28/2014
Di-n-butyl phthalate	ND	0.21		mg/Kg-dry	1	7/28/2014
Di-n-octyl phthalate	ND	0.21		mg/Kg-dry	1	7/28/2014
Fluoranthene	ND	0.040		mg/Kg-dry	1	7/28/2014
Fluorene	ND	0.040		mg/Kg-dry	1	7/28/2014
Hexachlorobenzene	ND	0.21		mg/Kg-dry	1	7/28/2014
Hexachlorobutadiene	ND	0.21		mg/Kg-dry	1	7/28/2014
Hexachlorocyclopentadiene	ND	0.21		mg/Kg-dry	1	7/28/2014
Hexachloroethane	ND	0.21		mg/Kg-dry	1	7/28/2014
Indeno(1,2,3-cd)pyrene	ND	0.040		mg/Kg-dry	1	7/28/2014
Isophorone	ND	0.21		mg/Kg-dry	1	7/28/2014
2-Methylnaphthalene	ND	0.21		mg/Kg-dry	1	7/28/2014
2-Methylphenol	ND	0.21		mg/Kg-dry	1	7/28/2014

Qualifiers: ND - Not Detected at the Reporting Limit
 J - Analyte detected below quantitation limits
 B - Analyte detected in the associated Method Blank
 HT - Sample received past holding time
 * - Non-accredited parameter

RL - Reporting / Quantitation Limit for the analysis
 S - Spike Recovery outside accepted recovery limits
 R - RPD outside accepted recovery limits
 E - Value above quantitation range
 H - Holding time exceeded

STAT Analysis Corporation

2242 West Harrison St., Suite 200, Chicago, IL 60612-3766

Tel: (312) 733-0551 Fax: (312) 733-2386 STATinfo@STATAnalysis.com

Accreditations: IEPA ELAP 100445; ORELAP IL300001; AIHA-LAP, LLC 101160; NVLAP LabCode 101202-0

Date Reported: August 05, 2014

ANALYTICAL RESULTS

Date Printed: August 05, 2014

Client: Tetra Tech EM Inc.
Work Order: 14070878 Revision 0
Project: TPMHC, Tinley Park
Lab ID: 14070878-036

Client Sample ID: Cedar-SB-6-0003
Collection Date: 7/23/2014 10:02:00 AM
Matrix: Soil

Analyses	Result	RL	Qualifier	Units	DF	Date Analyzed
Semivolatile Organic Compounds by GC/MS		SW8270C (SW3550B)		Prep Date: 7/28/2014		Analyst: MEP
4-Methylphenol	ND	0.21		mg/Kg-dry	1	7/28/2014
Naphthalene	ND	0.040		mg/Kg-dry	1	7/28/2014
2-Nitroaniline	ND	0.21		mg/Kg-dry	1	7/28/2014
3-Nitroaniline	ND	0.21		mg/Kg-dry	1	7/28/2014
4-Nitroaniline	ND	0.21		mg/Kg-dry	1	7/28/2014
2-Nitrophenol	ND	0.21		mg/Kg-dry	1	7/28/2014
4-Nitrophenol	ND	0.40		mg/Kg-dry	1	7/28/2014
Nitrobenzene	ND	0.040		mg/Kg-dry	1	7/28/2014
N-Nitrosodi-n-propylamine	ND	0.040		mg/Kg-dry	1	7/28/2014
N-Nitrosodimethylamine	ND	0.21		mg/Kg-dry	1	7/28/2014
N-Nitrosodiphenylamine	ND	0.040		mg/Kg-dry	1	7/28/2014
2, 2'-oxybis(1-Chloropropane)	ND	0.21		mg/Kg-dry	1	7/28/2014
Pentachlorophenol	ND	0.082		mg/Kg-dry	1	7/28/2014
Phenanthrene	ND	0.040		mg/Kg-dry	1	7/28/2014
Phenol	ND	0.21		mg/Kg-dry	1	7/28/2014
Pyrene	ND	0.040		mg/Kg-dry	1	7/28/2014
Pyridine	ND	0.82		mg/Kg-dry	1	7/28/2014
1,2,4-Trichlorobenzene	ND	0.21		mg/Kg-dry	1	7/28/2014
2,4,5-Trichlorophenol	ND	0.21		mg/Kg-dry	1	7/28/2014
2,4,6-Trichlorophenol	ND	0.21		mg/Kg-dry	1	7/28/2014
Volatile Organic Compounds by GC/MS		SW5035/8260B		Prep Date: 7/24/2014		Analyst: PS
Acetone	ND	0.077		mg/Kg-dry	1	7/30/2014
Benzene	ND	0.0052		mg/Kg-dry	1	7/30/2014
Bromodichloromethane	ND	0.0052		mg/Kg-dry	1	7/30/2014
Bromoform	ND	0.0052		mg/Kg-dry	1	7/30/2014
Bromomethane	ND	0.010		mg/Kg-dry	1	7/30/2014
2-Butanone	ND	0.077		mg/Kg-dry	1	7/30/2014
Carbon disulfide	ND	0.052		mg/Kg-dry	1	7/30/2014
Carbon tetrachloride	ND	0.0052		mg/Kg-dry	1	7/30/2014
Chlorobenzene	ND	0.0052		mg/Kg-dry	1	7/30/2014
Chloroethane	ND	0.010		mg/Kg-dry	1	7/30/2014
Chloroform	ND	0.0052		mg/Kg-dry	1	7/30/2014
Chloromethane	ND	0.010		mg/Kg-dry	1	7/30/2014
Dibromochloromethane	ND	0.0052		mg/Kg-dry	1	7/30/2014
1,1-Dichloroethane	ND	0.0052		mg/Kg-dry	1	7/30/2014
1,2-Dichloroethane	ND	0.0052		mg/Kg-dry	1	7/30/2014
1,1-Dichloroethene	ND	0.0052		mg/Kg-dry	1	7/30/2014
cis-1,2-Dichloroethene	ND	0.0052		mg/Kg-dry	1	7/30/2014

Qualifiers:
 ND - Not Detected at the Reporting Limit
 J - Analyte detected below quantitation limits
 B - Analyte detected in the associated Method Blank
 HT - Sample received past holding time
 * - Non-accredited parameter

RL - Reporting / Quantitation Limit for the analysis
 S - Spike Recovery outside accepted recovery limits
 R - RPD outside accepted recovery limits
 E - Value above quantitation range
 H - Holding time exceeded

STAT Analysis Corporation

2242 West Harrison St., Suite 200, Chicago, IL 60612-3766

Tel: (312) 733-0551 Fax: (312) 733-2386 STATinfo@STATAnalysis.com

Accreditations: IEPA ELAP 100445; ORELAP IL300001; AIHA-LAP, LLC 101160; NVLAP LabCode 101202-0

Date Reported: August 05, 2014

ANALYTICAL RESULTS

Date Printed: August 05, 2014

Client: Tetra Tech EM Inc.
 Work Order: 14070878 Revision 0
 Project: TPMHC, Tinley Park
 Lab ID: 14070878-036

Client Sample ID: Cedar-SB-6-0003
 Collection Date: 7/23/2014 10:02:00 AM
 Matrix: Soil

Analyses	Result	RL	Qualifier	Units	DF	Date Analyzed
Volatile Organic Compounds by GC/MS	SW5035/8260B		Prep Date: 7/24/2014		Analyst: PS	
trans-1,2-Dichloroethene	ND	0.0052		mg/Kg-dry	1	7/30/2014
1,2-Dichloropropane	ND	0.0052		mg/Kg-dry	1	7/30/2014
cis-1,3-Dichloropropene	ND	0.0021		mg/Kg-dry	1	7/30/2014
trans-1,3-Dichloropropene	ND	0.0021		mg/Kg-dry	1	7/30/2014
Ethylbenzene	ND	0.0052		mg/Kg-dry	1	7/30/2014
2-Hexanone	ND	0.021		mg/Kg-dry	1	7/30/2014
4-Methyl-2-pentanone	ND	0.021		mg/Kg-dry	1	7/30/2014
Methylene chloride	ND	0.010		mg/Kg-dry	1	7/30/2014
Methyl tert-butyl ether	ND	0.0052		mg/Kg-dry	1	7/30/2014
Styrene	ND	0.0052		mg/Kg-dry	1	7/30/2014
1,1,2,2-Tetrachloroethane	ND	0.0052		mg/Kg-dry	1	7/30/2014
Tetrachloroethene	ND	0.0052		mg/Kg-dry	1	7/30/2014
Toluene	ND	0.0052		mg/Kg-dry	1	7/30/2014
1,1,1-Trichloroethane	ND	0.0052		mg/Kg-dry	1	7/30/2014
1,1,2-Trichloroethane	ND	0.0052		mg/Kg-dry	1	7/30/2014
Trichloroethene	ND	0.0052		mg/Kg-dry	1	7/30/2014
Vinyl chloride	ND	0.0052		mg/Kg-dry	1	7/30/2014
Xylenes, Total	ND	0.015		mg/Kg-dry	1	7/30/2014
Cyanide, Total	SW9012A		Prep Date: 7/24/2014		Analyst: YZ	
Cyanide	ND	0.31		mg/Kg-dry	1	7/25/2014
pH (25 °C)	SW9045C		Prep Date: 7/28/2014		Analyst: RW	
pH	7.4			pH Units	1	7/28/2014
Percent Moisture	D2974		Prep Date: 7/24/2014		Analyst: RW	
Percent Moisture	18.8	0.2	*	wt%	1	7/25/2014

Qualifiers: ND - Not Detected at the Reporting Limit
 J - Analyte detected below quantitation limits
 B - Analyte detected in the associated Method Blank
 HT - Sample received past holding time
 * - Non-accredited parameter

RL - Reporting / Quantitation Limit for the analysis
 S - Spike Recovery outside accepted recovery limits
 R - RPD outside accepted recovery limits
 E - Value above quantitation range
 H - Holding time exceeded

STAT Analysis Corporation

2242 West Harrison St., Suite 200, Chicago, IL 60612-3766

Tel: (312) 733-0551 Fax: (312) 733-2386 STATinfo@STATAnalysis.com

Accreditations: IEPA ELAP 100445; ORELAP IL300001; AIHA-LAP, LLC 101160; NVLAP LabCode 101202-0

Date Reported: August 05, 2014

ANALYTICAL RESULTS

Date Printed: August 05, 2014

Client: Tetra Tech EM Inc.
 Work Order: 14070878 Revision 0
 Project: TPMHC, Tinley Park
 Lab ID: 14070878-037

Client Sample ID: Cedar-SB-4-0104
 Collection Date: 7/23/2014 10:18:00 AM
 Matrix: Soil

Analyses	Result	RL	Qualifier	Units	DF	Date Analyzed
Mercury	SW7471A				Prep Date: 7/28/2014	Analyst: LB
Mercury	0.030	0.022		mg/Kg-dry	1	7/28/2014
Metals by ICP/MS	SW6020 (SW3050B)				Prep Date: 7/25/2014	Analyst: JG
Aluminum	19000	250		mg/Kg-dry	100	7/25/2014
Antimony	ND	2.5		mg/Kg-dry	10	7/28/2014
Arsenic	7.5	1.3		mg/Kg-dry	10	7/28/2014
Barium	170	1.3		mg/Kg-dry	10	7/28/2014
Beryllium	1.1	0.63		mg/Kg-dry	10	7/28/2014
Cadmium	ND	0.63		mg/Kg-dry	10	7/28/2014
Calcium	7500	750		mg/Kg-dry	100	7/25/2014
Chromium	20	1.3		mg/Kg-dry	10	7/28/2014
Cobalt	10	1.3		mg/Kg-dry	10	7/28/2014
Copper	27	3.1		mg/Kg-dry	10	7/28/2014
Iron	29000	380		mg/Kg-dry	100	7/25/2014
Lead	21	0.63		mg/Kg-dry	10	7/28/2014
Magnesium	4300	38		mg/Kg-dry	10	7/28/2014
Manganese	310	13		mg/Kg-dry	100	7/25/2014
Nickel	26	1.3		mg/Kg-dry	10	7/28/2014
Potassium	1300	38		mg/Kg-dry	10	7/28/2014
Selenium	ND	1.3		mg/Kg-dry	10	7/28/2014
Silver	ND	1.3		mg/Kg-dry	10	7/28/2014
Sodium	ND	75		mg/Kg-dry	10	7/28/2014
Thallium	ND	1.3		mg/Kg-dry	10	7/28/2014
Vanadium	29	1.3		mg/Kg-dry	10	7/28/2014
Zinc	71	6.3		mg/Kg-dry	10	7/28/2014
Semivolatile Organic Compounds by GC/MS	SW8270C (SW3550B)				Prep Date: 7/28/2014	Analyst: MEP
Acenaphthene	ND	0.050		mg/Kg-dry	1	7/28/2014
Acenaphthylene	ND	0.050		mg/Kg-dry	1	7/28/2014
Aniline	ND	0.50		mg/Kg-dry	1	7/28/2014
Anthracene	ND	0.050		mg/Kg-dry	1	7/28/2014
Benz(a)anthracene	ND	0.050		mg/Kg-dry	1	7/28/2014
Benzidine	ND	0.50		mg/Kg-dry	1	7/28/2014
Benzo(a)pyrene	ND	0.050		mg/Kg-dry	1	7/28/2014
Benzo(b)fluoranthene	ND	0.050		mg/Kg-dry	1	7/28/2014
Benzo(g,h,i)perylene	ND	0.050		mg/Kg-dry	1	7/28/2014
Benzo(k)fluoranthene	ND	0.050		mg/Kg-dry	1	7/28/2014
Benzoic acid	ND	1.2		mg/Kg-dry	1	7/28/2014
Benzyl alcohol	ND	0.26		mg/Kg-dry	1	7/28/2014

Qualifiers:
 ND - Not Detected at the Reporting Limit
 J - Analyte detected below quantitation limits
 B - Analyte detected in the associated Method Blank
 HT - Sample received past holding time
 * - Non-accredited parameter

RL - Reporting / Quantitation Limit for the analysis
 S - Spike Recovery outside accepted recovery limits
 R - RPD outside accepted recovery limits
 E - Value above quantitation range
 H - Holding time exceeded

STAT Analysis Corporation

2242 West Harrison St., Suite 200, Chicago, IL 60612-3766

Tel: (312) 733-0551 Fax: (312) 733-2386 STATinfo@STATAnalysis.com

Accreditations: IEPA ELAP 100445; ORELAP IL300001; AIHA-LAP, LLC 101160; NVLAP LabCode 101202-0

Date Reported: August 05, 2014

ANALYTICAL RESULTS

Date Printed: August 05, 2014

Client: Tetra Tech EM Inc.
 Work Order: 14070878 Revision 0
 Project: TPMHC, Tinley Park
 Lab ID: 14070878-037

Client Sample ID: Cedar-SB-4-0104
 Collection Date: 7/23/2014 10:18:00 AM
 Matrix: Soil

Analyses	Result	RL	Qualifier	Units	DF	Date Analyzed
Semivolatile Organic Compounds by GC/MS						
		SW8270C (SW3550B)			Prep Date: 7/28/2014	Analyst: MEP
Bis(2-chloroethoxy)methane	ND	0.26		mg/Kg-dry	1	7/28/2014
Bis(2-chloroethyl)ether	ND	0.26		mg/Kg-dry	1	7/28/2014
Bis(2-ethylhexyl)phthalate	ND	1.2		mg/Kg-dry	1	7/28/2014
4-Bromophenyl phenyl ether	ND	0.26		mg/Kg-dry	1	7/28/2014
Butyl benzyl phthalate	ND	0.26		mg/Kg-dry	1	7/28/2014
Carbazole	ND	0.26		mg/Kg-dry	1	7/28/2014
4-Chloroaniline	ND	0.26		mg/Kg-dry	1	7/28/2014
4-Chloro-3-methylphenol	ND	0.50		mg/Kg-dry	1	7/28/2014
2-Chloronaphthalene	ND	0.26		mg/Kg-dry	1	7/28/2014
2-Chlorophenol	ND	0.26		mg/Kg-dry	1	7/28/2014
4-Chlorophenyl phenyl ether	ND	0.26		mg/Kg-dry	1	7/28/2014
Chrysene	ND	0.050		mg/Kg-dry	1	7/28/2014
Dibenz(a,h)anthracene	ND	0.050		mg/Kg-dry	1	7/28/2014
Dibenzofuran	ND	0.26		mg/Kg-dry	1	7/28/2014
1,2-Dichlorobenzene	ND	0.26		mg/Kg-dry	1	7/28/2014
1,3-Dichlorobenzene	ND	0.26		mg/Kg-dry	1	7/28/2014
1,4-Dichlorobenzene	ND	0.26		mg/Kg-dry	1	7/28/2014
3,3'-Dichlorobenzidine	ND	0.26		mg/Kg-dry	1	7/28/2014
2,4-Dichlorophenol	ND	0.26		mg/Kg-dry	1	7/28/2014
Diethyl phthalate	ND	0.26		mg/Kg-dry	1	7/28/2014
2,4-Dimethylphenol	ND	0.26		mg/Kg-dry	1	7/28/2014
Dimethyl phthalate	ND	0.26		mg/Kg-dry	1	7/28/2014
4,6-Dinitro-2-methylphenol	ND	0.50		mg/Kg-dry	1	7/28/2014
2,4-Dinitrophenol	ND	1.2		mg/Kg-dry	1	7/28/2014
2,4-Dinitrotoluene	ND	0.050		mg/Kg-dry	1	7/28/2014
2,6-Dinitrotoluene	ND	0.050		mg/Kg-dry	1	7/28/2014
Di-n-butyl phthalate	ND	0.26		mg/Kg-dry	1	7/28/2014
Di-n-octyl phthalate	ND	0.26		mg/Kg-dry	1	7/28/2014
Fluoranthene	ND	0.050		mg/Kg-dry	1	7/28/2014
Fluorene	ND	0.050		mg/Kg-dry	1	7/28/2014
Hexachlorobenzene	ND	0.26		mg/Kg-dry	1	7/28/2014
Hexachlorobutadiene	ND	0.26		mg/Kg-dry	1	7/28/2014
Hexachlorocyclopentadiene	ND	0.26		mg/Kg-dry	1	7/28/2014
Hexachloroethane	ND	0.26		mg/Kg-dry	1	7/28/2014
Indeno(1,2,3-cd)pyrene	ND	0.050		mg/Kg-dry	1	7/28/2014
Isophorone	ND	0.26		mg/Kg-dry	1	7/28/2014
2-Methylnaphthalene	ND	0.26		mg/Kg-dry	1	7/28/2014
2-Methylphenol	ND	0.26		mg/Kg-dry	1	7/28/2014

Qualifiers: ND - Not Detected at the Reporting Limit
 J - Analyte detected below quantitation limits
 B - Analyte detected in the associated Method Blank
 HT - Sample received past holding time
 * - Non-accredited parameter

RL - Reporting / Quantitation Limit for the analysis
 S - Spike Recovery outside accepted recovery limits
 R - RPD outside accepted recovery limits
 E - Value above quantitation range
 H - Holding time exceeded

STAT Analysis Corporation

2242 West Harrison St., Suite 200, Chicago, IL 60612-3766

Tel: (312) 733-0551 Fax: (312) 733-2386 STATinfo@STATAnalysis.com

Accreditations: IEPA ELAP 100445; ORELAP IL300001; AIHA-LAP, LLC 101160; NVLAP LabCode 101202-0

Date Reported: August 05, 2014

ANALYTICAL RESULTS

Date Printed: August 05, 2014

Client: Tetra Tech EM Inc.
 Work Order: 14070878 Revision 0
 Project: TPMHC, Tinley Park
 Lab ID: 14070878-037

Client Sample ID: Cedar-SB-4-0104
 Collection Date: 7/23/2014 10:18:00 AM
 Matrix: Soil

Analyses	Result	RL	Qualifier	Units	DF	Date Analyzed
Semivolatile Organic Compounds by GC/MS		SW8270C (SW3550B)		Prep Date: 7/28/2014		Analyst: MEP
4-Methylphenol	ND	0.26		mg/Kg-dry	1	7/28/2014
Naphthalene	ND	0.050		mg/Kg-dry	1	7/28/2014
2-Nitroaniline	ND	0.26		mg/Kg-dry	1	7/28/2014
3-Nitroaniline	ND	0.26		mg/Kg-dry	1	7/28/2014
4-Nitroaniline	ND	0.26		mg/Kg-dry	1	7/28/2014
2-Nitrophenol	ND	0.26		mg/Kg-dry	1	7/28/2014
4-Nitrophenol	ND	0.50		mg/Kg-dry	1	7/28/2014
Nitrobenzene	ND	0.050		mg/Kg-dry	1	7/28/2014
N-Nitrosodi-n-propylamine	ND	0.050		mg/Kg-dry	1	7/28/2014
N-Nitrosodimethylamine	ND	0.26		mg/Kg-dry	1	7/28/2014
N-Nitrosodiphenylamine	ND	0.050		mg/Kg-dry	1	7/28/2014
2, 2'-oxybis(1-Chloropropane)	ND	0.26		mg/Kg-dry	1	7/28/2014
Pentachlorophenol	ND	0.10		mg/Kg-dry	1	7/28/2014
Phenanthrene	ND	0.050		mg/Kg-dry	1	7/28/2014
Phenol	ND	0.26		mg/Kg-dry	1	7/28/2014
Pyrene	ND	0.050		mg/Kg-dry	1	7/28/2014
Pyridine	ND	1.0		mg/Kg-dry	1	7/28/2014
1,2,4-Trichlorobenzene	ND	0.26		mg/Kg-dry	1	7/28/2014
2,4,5-Trichlorophenol	ND	0.26		mg/Kg-dry	1	7/28/2014
2,4,6-Trichlorophenol	ND	0.26		mg/Kg-dry	1	7/28/2014
Volatile Organic Compounds by GC/MS		SW5035/8260B		Prep Date: 7/24/2014		Analyst: PS
Acetone	0.10	0.084		mg/Kg-dry	1	7/31/2014
Benzene	ND	0.0056		mg/Kg-dry	1	7/31/2014
Bromodichloromethane	ND	0.0056		mg/Kg-dry	1	7/31/2014
Bromoform	ND	0.0056		mg/Kg-dry	1	7/31/2014
Bromomethane	ND	0.011		mg/Kg-dry	1	7/31/2014
2-Butanone	ND	0.084		mg/Kg-dry	1	7/31/2014
Carbon disulfide	ND	0.056		mg/Kg-dry	1	7/31/2014
Carbon tetrachloride	ND	0.0056		mg/Kg-dry	1	7/31/2014
Chlorobenzene	ND	0.0056		mg/Kg-dry	1	7/31/2014
Chloroethane	ND	0.011		mg/Kg-dry	1	7/31/2014
Chloroform	ND	0.0056		mg/Kg-dry	1	7/31/2014
Chloromethane	ND	0.011		mg/Kg-dry	1	7/31/2014
Dibromochloromethane	ND	0.0056		mg/Kg-dry	1	7/31/2014
1,1-Dichloroethane	ND	0.0056		mg/Kg-dry	1	7/31/2014
1,2-Dichloroethane	ND	0.0056		mg/Kg-dry	1	7/31/2014
1,1-Dichloroethene	ND	0.0056		mg/Kg-dry	1	7/31/2014
cis-1,2-Dichloroethene	ND	0.0056		mg/Kg-dry	1	7/31/2014

Qualifiers: ND - Not Detected at the Reporting Limit
 J - Analyte detected below quantitation limits
 B - Analyte detected in the associated Method Blank
 HT - Sample received past holding time
 * - Non-accredited parameter

RL - Reporting / Quantitation Limit for the analysis
 S - Spike Recovery outside accepted recovery limits
 R - RPD outside accepted recovery limits
 E - Value above quantitation range
 H - Holding time exceeded

STAT Analysis Corporation

2242 West Harrison St., Suite 200, Chicago, IL 60612-3766

Tel: (312) 733-0551 Fax: (312) 733-2386 STATinfo@STATAnalysis.com

Accreditations: IEPA ELAP 100445; ORELAP IL300001; AIHA-LAP, LLC 101160; NVLAP LabCode 101202-0

Date Reported: August 05, 2014

ANALYTICAL RESULTS

Date Printed: August 05, 2014

Client: Tetra Tech EM Inc.
 Work Order: 14070878 Revision 0
 Project: TPMHC, Tinley Park
 Lab ID: 14070878-037

Client Sample ID: Cedar-SB-4-0104
 Collection Date: 7/23/2014 10:18:00 AM
 Matrix: Soil

Analyses	Result	RL	Qualifier	Units	DF	Date Analyzed
Volatile Organic Compounds by GC/MS	SW5035/8260B		Prep Date: 7/24/2014		Analyst: PS	
trans-1,2-Dichloroethene	ND	0.0056		mg/Kg-dry	1	7/31/2014
1,2-Dichloropropane	ND	0.0056		mg/Kg-dry	1	7/31/2014
cis-1,3-Dichloropropene	ND	0.0022		mg/Kg-dry	1	7/31/2014
trans-1,3-Dichloropropene	ND	0.0022		mg/Kg-dry	1	7/31/2014
Ethylbenzene	ND	0.0056		mg/Kg-dry	1	7/31/2014
2-Hexanone	ND	0.022		mg/Kg-dry	1	7/31/2014
4-Methyl-2-pentanone	ND	0.022		mg/Kg-dry	1	7/31/2014
Methylene chloride	ND	0.011		mg/Kg-dry	1	7/31/2014
Methyl tert-butyl ether	ND	0.0056		mg/Kg-dry	1	7/31/2014
Styrene	ND	0.0056		mg/Kg-dry	1	7/31/2014
1,1,2,2-Tetrachloroethane	ND	0.0056		mg/Kg-dry	1	7/31/2014
Tetrachloroethene	ND	0.0056		mg/Kg-dry	1	7/31/2014
Toluene	ND	0.0056		mg/Kg-dry	1	7/31/2014
1,1,1-Trichloroethane	ND	0.0056		mg/Kg-dry	1	7/31/2014
1,1,2-Trichloroethane	ND	0.0056		mg/Kg-dry	1	7/31/2014
Trichloroethene	ND	0.0056		mg/Kg-dry	1	7/31/2014
Vinyl chloride	ND	0.0056		mg/Kg-dry	1	7/31/2014
Xylenes, Total	ND	0.017		mg/Kg-dry	1	7/31/2014
Cyanide, Total	SW9012A		Prep Date: 7/24/2014		Analyst: YZ	
Cyanide	ND	0.31		mg/Kg-dry	1	7/25/2014
pH (25 °C)	SW9045C		Prep Date: 7/28/2014		Analyst: RW	
pH	7.5			pH Units	1	7/28/2014
Percent Moisture	D2974		Prep Date: 7/24/2014		Analyst: RW	
Percent Moisture	20.2	0.2	*	wt%	1	7/25/2014

Qualifiers: ND - Not Detected at the Reporting Limit
 J - Analyte detected below quantitation limits
 B - Analyte detected in the associated Method Blank
 HT - Sample received past holding time
 * - Non-accredited parameter

RL - Reporting / Quantitation Limit for the analysis
 S - Spike Recovery outside accepted recovery limits
 R - RPD outside accepted recovery limits
 E - Value above quantitation range
 H - Holding time exceeded

STAT Analysis Corporation

2242 West Harrison St., Suite 200, Chicago, IL 60612-3766

Tel: (312) 733-0551 Fax: (312) 733-2386 STATinfo@STATAnalysis.com

Accreditations: IEPA ELAP 100445; ORELAP IL300001; AIHA-LAP, LLC 101160; NVLAP LabCode 101202-0

Date Reported: August 05, 2014

ANALYTICAL RESULTS

Date Printed: August 05, 2014

Client: Tetra Tech EM Inc.
 Work Order: 14070878 Revision 0
 Project: TPMHC, Tinley Park
 Lab ID: 14070878-038

Client Sample ID: Cedar-SB-5-0003
 Collection Date: 7/23/2014 10:40:00 AM
 Matrix: Soil

Analyses	Result	RL	Qualifier	Units	DF	Date Analyzed
Mercury	SW7471A				Prep Date: 7/28/2014	Analyst: LB
Mercury	0.038	0.024		mg/Kg-dry	1	7/28/2014
Metals by ICP/MS	SW6020 (SW3050B)				Prep Date: 7/25/2014	Analyst: JG
Aluminum	16000	260		mg/Kg-dry	100	7/25/2014
Antimony	ND	2.6		mg/Kg-dry	10	7/28/2014
Arsenic	8.4	1.3		mg/Kg-dry	10	7/28/2014
Barium	160	1.3		mg/Kg-dry	10	7/28/2014
Beryllium	1.1	0.64		mg/Kg-dry	10	7/28/2014
Cadmium	ND	0.64		mg/Kg-dry	10	7/28/2014
Calcium	7700	770		mg/Kg-dry	100	7/25/2014
Chromium	23	1.3		mg/Kg-dry	10	7/28/2014
Cobalt	12	1.3		mg/Kg-dry	10	7/28/2014
Copper	23	3.2		mg/Kg-dry	10	7/28/2014
Iron	24000	390		mg/Kg-dry	100	7/25/2014
Lead	33	0.64		mg/Kg-dry	10	7/28/2014
Magnesium	4900	39		mg/Kg-dry	10	7/28/2014
Manganese	670	13		mg/Kg-dry	100	7/25/2014
Nickel	25	1.3		mg/Kg-dry	10	7/28/2014
Potassium	1700	39		mg/Kg-dry	10	7/28/2014
Selenium	ND	1.3		mg/Kg-dry	10	7/28/2014
Silver	ND	1.3		mg/Kg-dry	10	7/28/2014
Sodium	ND	77		mg/Kg-dry	10	7/28/2014
Thallium	ND	1.3		mg/Kg-dry	10	7/28/2014
Vanadium	35	1.3		mg/Kg-dry	10	7/28/2014
Zinc	79	6.4		mg/Kg-dry	10	7/28/2014
Semivolatile Organic Compounds by GC/MS	SW8270C (SW3550B)				Prep Date: 7/28/2014	Analyst: MEP
Acenaphthene	ND	0.043		mg/Kg-dry	1	7/28/2014
Acenaphthylene	ND	0.043		mg/Kg-dry	1	7/28/2014
Aniline	ND	0.43		mg/Kg-dry	1	7/28/2014
Anthracene	ND	0.043		mg/Kg-dry	1	7/28/2014
Benz(a)anthracene	ND	0.043		mg/Kg-dry	1	7/28/2014
Benzidine	ND	0.43		mg/Kg-dry	1	7/28/2014
Benzo(a)pyrene	ND	0.043		mg/Kg-dry	1	7/28/2014
Benzo(b)fluoranthene	ND	0.043		mg/Kg-dry	1	7/28/2014
Benzo(g,h,i)perylene	ND	0.043		mg/Kg-dry	1	7/28/2014
Benzo(k)fluoranthene	ND	0.043		mg/Kg-dry	1	7/28/2014
Benzoic acid	ND	1.1		mg/Kg-dry	1	7/28/2014
Benzyl alcohol	ND	0.22		mg/Kg-dry	1	7/28/2014

Qualifiers:
 ND - Not Detected at the Reporting Limit
 J - Analyte detected below quantitation limits
 B - Analyte detected in the associated Method Blank
 HT - Sample received past holding time
 * - Non-accredited parameter

RL - Reporting / Quantitation Limit for the analysis
 S - Spike Recovery outside accepted recovery limits
 R - RPD outside accepted recovery limits
 E - Value above quantitation range
 H - Holding time exceeded

STAT Analysis Corporation

2242 West Harrison St., Suite 200, Chicago, IL 60612-3766

Tel: (312) 733-0551 Fax: (312) 733-2386 STATinfo@STATAnalysis.com

Accreditations: IEPA ELAP 100445; ORELAP IL300001; AIHA-LAP, LLC 101160; NVLAP LabCode 101202-0

Date Reported: August 05, 2014

ANALYTICAL RESULTS

Date Printed: August 05, 2014

Client: Tetra Tech EM Inc.
 Work Order: 14070878 Revision 0
 Project: TPMHC, Tinley Park
 Lab ID: 14070878-038

Client Sample ID: Cedar-SB-5-0003
 Collection Date: 7/23/2014 10:40:00 AM
 Matrix: Soil

Analyses	Result	RL	Qualifier	Units	DF	Date Analyzed
Semivolatile Organic Compounds by GC/MS	SW8270C (SW3550B)		Prep Date: 7/28/2014		Analyst: MEP	
Bis(2-chloroethoxy)methane	ND	0.22		mg/Kg-dry	1	7/28/2014
Bis(2-chloroethyl)ether	ND	0.22		mg/Kg-dry	1	7/28/2014
Bis(2-ethylhexyl)phthalate	ND	1.1		mg/Kg-dry	1	7/28/2014
4-Bromophenyl phenyl ether	ND	0.22		mg/Kg-dry	1	7/28/2014
Butyl benzyl phthalate	ND	0.22		mg/Kg-dry	1	7/28/2014
Carbazole	ND	0.22		mg/Kg-dry	1	7/28/2014
4-Chloroaniline	ND	0.22		mg/Kg-dry	1	7/28/2014
4-Chloro-3-methylphenol	ND	0.43		mg/Kg-dry	1	7/28/2014
2-Chloronaphthalene	ND	0.22		mg/Kg-dry	1	7/28/2014
2-Chlorophenol	ND	0.22		mg/Kg-dry	1	7/28/2014
4-Chlorophenyl phenyl ether	ND	0.22		mg/Kg-dry	1	7/28/2014
Chrysene	ND	0.043		mg/Kg-dry	1	7/28/2014
Dibenz(a,h)anthracene	ND	0.043		mg/Kg-dry	1	7/28/2014
Dibenzofuran	ND	0.22		mg/Kg-dry	1	7/28/2014
1,2-Dichlorobenzene	ND	0.22		mg/Kg-dry	1	7/28/2014
1,3-Dichlorobenzene	ND	0.22		mg/Kg-dry	1	7/28/2014
1,4-Dichlorobenzene	ND	0.22		mg/Kg-dry	1	7/28/2014
3,3'-Dichlorobenzidine	ND	0.22		mg/Kg-dry	1	7/28/2014
2,4-Dichlorophenol	ND	0.22		mg/Kg-dry	1	7/28/2014
Diethyl phthalate	ND	0.22		mg/Kg-dry	1	7/28/2014
2,4-Dimethylphenol	ND	0.22		mg/Kg-dry	1	7/28/2014
Dimethyl phthalate	ND	0.22		mg/Kg-dry	1	7/28/2014
4,6-Dinitro-2-methylphenol	ND	0.43		mg/Kg-dry	1	7/28/2014
2,4-Dinitrophenol	ND	1.1		mg/Kg-dry	1	7/28/2014
2,4-Dinitrotoluene	ND	0.043		mg/Kg-dry	1	7/28/2014
2,6-Dinitrotoluene	ND	0.043		mg/Kg-dry	1	7/28/2014
Di-n-butyl phthalate	ND	0.22		mg/Kg-dry	1	7/28/2014
Di-n-octyl phthalate	ND	0.22		mg/Kg-dry	1	7/28/2014
Fluoranthene	ND	0.043		mg/Kg-dry	1	7/28/2014
Fluorene	ND	0.043		mg/Kg-dry	1	7/28/2014
Hexachlorobenzene	ND	0.22		mg/Kg-dry	1	7/28/2014
Hexachlorobutadiene	ND	0.22		mg/Kg-dry	1	7/28/2014
Hexachlorocyclopentadiene	ND	0.22		mg/Kg-dry	1	7/28/2014
Hexachloroethane	ND	0.22		mg/Kg-dry	1	7/28/2014
Indeno(1,2,3-cd)pyrene	ND	0.043		mg/Kg-dry	1	7/28/2014
Isophorone	ND	0.22		mg/Kg-dry	1	7/28/2014
2-Methylnaphthalene	ND	0.22		mg/Kg-dry	1	7/28/2014
2-Methylphenol	ND	0.22		mg/Kg-dry	1	7/28/2014

Qualifiers: ND - Not Detected at the Reporting Limit
 J - Analyte detected below quantitation limits
 B - Analyte detected in the associated Method Blank
 HT - Sample received past holding time
 * - Non-accredited parameter

RL - Reporting / Quantitation Limit for the analysis
 S - Spike Recovery outside accepted recovery limits
 R - RPD outside accepted recovery limits
 E - Value above quantitation range
 H - Holding time exceeded

STAT Analysis Corporation

2242 West Harrison St., Suite 200, Chicago, IL 60612-3766

Tel: (312) 733-0551 Fax: (312) 733-2386 STATinfo@STATAnalysis.com

Accreditations: IEPA ELAP 100445; ORELAP IL300001; AIHA-LAP, LLC 101160; NVLAP LabCode 101202-0

Date Reported: August 05, 2014

ANALYTICAL RESULTS

Date Printed: August 05, 2014

Client: Tetra Tech EM Inc.
 Work Order: 14070878 Revision 0
 Project: TPMHC, Tinley Park
 Lab ID: 14070878-038

Client Sample ID: Cedar-SB-5-0003
 Collection Date: 7/23/2014 10:40:00 AM
 Matrix: Soil

Analyses	Result	RL	Qualifier	Units	DF	Date Analyzed
Semivolatile Organic Compounds by GC/MS		SW8270C (SW3550B)		Prep Date: 7/28/2014		Analyst: MEP
4-Methylphenol	ND	0.22		mg/Kg-dry	1	7/28/2014
Naphthalene	ND	0.043		mg/Kg-dry	1	7/28/2014
2-Nitroaniline	ND	0.22		mg/Kg-dry	1	7/28/2014
3-Nitroaniline	ND	0.22		mg/Kg-dry	1	7/28/2014
4-Nitroaniline	ND	0.22		mg/Kg-dry	1	7/28/2014
2-Nitrophenol	ND	0.22		mg/Kg-dry	1	7/28/2014
4-Nitrophenol	ND	0.43		mg/Kg-dry	1	7/28/2014
Nitrobenzene	ND	0.043		mg/Kg-dry	1	7/28/2014
N-Nitrosodi-n-propylamine	ND	0.043		mg/Kg-dry	1	7/28/2014
N-Nitrosodimethylamine	ND	0.22		mg/Kg-dry	1	7/28/2014
N-Nitrosodiphenylamine	ND	0.043		mg/Kg-dry	1	7/28/2014
2, 2'-oxybis(1-Chloropropane)	ND	0.22		mg/Kg-dry	1	7/28/2014
Pentachlorophenol	ND	0.087		mg/Kg-dry	1	7/28/2014
Phenanthrene	ND	0.043		mg/Kg-dry	1	7/28/2014
Phenol	ND	0.22		mg/Kg-dry	1	7/28/2014
Pyrene	ND	0.043		mg/Kg-dry	1	7/28/2014
Pyridine	ND	0.87		mg/Kg-dry	1	7/28/2014
1,2,4-Trichlorobenzene	ND	0.22		mg/Kg-dry	1	7/28/2014
2,4,5-Trichlorophenol	ND	0.22		mg/Kg-dry	1	7/28/2014
2,4,6-Trichlorophenol	ND	0.22		mg/Kg-dry	1	7/28/2014
Volatile Organic Compounds by GC/MS		SW5035/8260B		Prep Date: 7/24/2014		Analyst: PS
Acetone	ND	0.073		mg/Kg-dry	1	7/31/2014
Benzene	ND	0.0049		mg/Kg-dry	1	7/31/2014
Bromodichloromethane	ND	0.0049		mg/Kg-dry	1	7/31/2014
Bromoform	ND	0.0049		mg/Kg-dry	1	7/31/2014
Bromomethane	ND	0.0097		mg/Kg-dry	1	7/31/2014
2-Butanone	ND	0.073		mg/Kg-dry	1	7/31/2014
Carbon disulfide	ND	0.049		mg/Kg-dry	1	7/31/2014
Carbon tetrachloride	ND	0.0049		mg/Kg-dry	1	7/31/2014
Chlorobenzene	ND	0.0049		mg/Kg-dry	1	7/31/2014
Chloroethane	ND	0.0097		mg/Kg-dry	1	7/31/2014
Chloroform	ND	0.0049		mg/Kg-dry	1	7/31/2014
Chloromethane	ND	0.0097		mg/Kg-dry	1	7/31/2014
Dibromochloromethane	ND	0.0049		mg/Kg-dry	1	7/31/2014
1,1-Dichloroethane	ND	0.0049		mg/Kg-dry	1	7/31/2014
1,2-Dichloroethane	ND	0.0049		mg/Kg-dry	1	7/31/2014
1,1-Dichloroethene	ND	0.0049		mg/Kg-dry	1	7/31/2014
cis-1,2-Dichloroethene	ND	0.0049		mg/Kg-dry	1	7/31/2014

Qualifiers: ND - Not Detected at the Reporting Limit
 J - Analyte detected below quantitation limits
 B - Analyte detected in the associated Method Blank
 HT - Sample received past holding time
 * - Non-accredited parameter

RL - Reporting / Quantitation Limit for the analysis
 S - Spike Recovery outside accepted recovery limits
 R - RPD outside accepted recovery limits
 E - Value above quantitation range
 H - Holding time exceeded

STAT Analysis Corporation

2242 West Harrison St., Suite 200, Chicago, IL 60612-3766

Tel: (312) 733-0551 Fax: (312) 733-2386 STATinfo@STATAnalysis.com

Accreditations: IEPA ELAP 100445; ORELAP IL300001; AIHA-LAP, LLC 101160; NVLAP LabCode 101202-0

Date Reported: August 05, 2014

ANALYTICAL RESULTS

Date Printed: August 05, 2014

Client: Tetra Tech EM Inc.
 Work Order: 14070878 Revision 0
 Project: TPMHC, Tinley Park
 Lab ID: 14070878-038

Client Sample ID: Cedar-SB-5-0003
 Collection Date: 7/23/2014 10:40:00 AM
 Matrix: Soil

Analyses	Result	RL	Qualifier	Units	DF	Date Analyzed
Volatile Organic Compounds by GC/MS	SW5035/8260B		Prep Date: 7/24/2014		Analyst: PS	
trans-1,2-Dichloroethene	ND	0.0049		mg/Kg-dry	1	7/31/2014
1,2-Dichloropropane	ND	0.0049		mg/Kg-dry	1	7/31/2014
cis-1,3-Dichloropropene	ND	0.0019		mg/Kg-dry	1	7/31/2014
trans-1,3-Dichloropropene	ND	0.0019		mg/Kg-dry	1	7/31/2014
Ethylbenzene	ND	0.0049		mg/Kg-dry	1	7/31/2014
2-Hexanone	ND	0.019		mg/Kg-dry	1	7/31/2014
4-Methyl-2-pentanone	ND	0.019		mg/Kg-dry	1	7/31/2014
Methylene chloride	ND	0.0097		mg/Kg-dry	1	7/31/2014
Methyl tert-butyl ether	ND	0.0049		mg/Kg-dry	1	7/31/2014
Styrene	ND	0.0049		mg/Kg-dry	1	7/31/2014
1,1,2,2-Tetrachloroethane	ND	0.0049		mg/Kg-dry	1	7/31/2014
Tetrachloroethene	ND	0.0049		mg/Kg-dry	1	7/31/2014
Toluene	ND	0.0049		mg/Kg-dry	1	7/31/2014
1,1,1-Trichloroethane	ND	0.0049		mg/Kg-dry	1	7/31/2014
1,1,2-Trichloroethane	ND	0.0049		mg/Kg-dry	1	7/31/2014
Trichloroethene	ND	0.0049		mg/Kg-dry	1	7/31/2014
Vinyl chloride	ND	0.0049		mg/Kg-dry	1	7/31/2014
Xylenes, Total	ND	0.015		mg/Kg-dry	1	7/31/2014
Cyanide, Total	SW9012A		Prep Date: 7/24/2014		Analyst: YZ	
Cyanide	ND	0.33		mg/Kg-dry	1	7/25/2014
pH (25 °C)	SW9045C		Prep Date: 7/28/2014		Analyst: RW	
pH	7.4			pH Units	1	7/28/2014
Percent Moisture	D2974		Prep Date: 7/24/2014		Analyst: RW	
Percent Moisture	23.3	0.2	*	wt%	1	7/25/2014

Qualifiers: ND - Not Detected at the Reporting Limit
 J - Analyte detected below quantitation limits
 B - Analyte detected in the associated Method Blank
 HT - Sample received past holding time
 * - Non-accredited parameter

RL - Reporting / Quantitation Limit for the analysis
 S - Spike Recovery outside accepted recovery limits
 R - RPD outside accepted recovery limits
 E - Value above quantitation range
 H - Holding time exceeded

STAT Analysis Corporation

2242 West Harrison St., Suite 200, Chicago, IL 60612-3766

Tel: (312) 733-0551 Fax: (312) 733-2386 STATinfo@STATAnalysis.com

Accreditations: IEPA ELAP 100445; ORELAP IL300001; AIHA-LAP, LLC 101160; NVLAP LabCode 101202-0

Date Reported: August 05, 2014

ANALYTICAL RESULTS

Date Printed: August 05, 2014

Client: Tetra Tech EM Inc.
 Work Order: 14070878 Revision 0
 Project: TPMHC, Tinley Park
 Lab ID: 14070878-039

Client Sample ID: Power-LP-SS-10
 Collection Date: 7/22/2014 3:01:00 PM
 Matrix: Soil

Analyses	Result	RL	Qualifier	Units	DF	Date Analyzed
Metals by ICP/MS	SW6020 (SW3050B)				Prep Date: 7/25/2014	Analyst: JG
Lead	85	0.55		mg/Kg-dry	10	7/29/2014
pH (25 °C)	SW9045C				Prep Date: 7/28/2014	Analyst: RW
pH	7.8			pH Units	1	7/28/2014
Percent Moisture	D2974				Prep Date: 7/24/2014	Analyst: RW
Percent Moisture	19.2	0.2	*	wt%	1	7/25/2014

Qualifiers: ND - Not Detected at the Reporting Limit
 J - Analyte detected below quantitation limits
 B - Analyte detected in the associated Method Blank
 HT - Sample received past holding time
 * - Non-accredited parameter

RL - Reporting / Quantitation Limit for the analysis
 S - Spike Recovery outside accepted recovery limits
 R - RPD outside accepted recovery limits
 E - Value above quantitation range
 H - Holding time exceeded

STAT Analysis Corporation

2242 West Harrison St., Suite 200, Chicago, IL 60612-3766

Tel: (312) 733-0551 Fax: (312) 733-2386 STATinfo@STATAnalysis.com

Accreditations: IEPA ELAP 100445; ORELAP IL300001; AIHA-LAP, LLC 101160; NVLAP LabCode 101202-0

Date Reported: August 05, 2014

ANALYTICAL RESULTS

Date Printed: August 05, 2014

Client: Tetra Tech EM Inc.
 Work Order: 14070878 Revision 0
 Project: TPMHC, Tinley Park
 Lab ID: 14070878-040

Client Sample ID: Power-LP-SS-11
 Collection Date: 7/22/2014 2:55:00 PM
 Matrix: Soil

Analyses	Result	RL	Qualifier	Units	DF	Date Analyzed
Metals by ICP/MS	SW6020 (SW3050B)				Prep Date: 7/25/2014	Analyst: JG
Lead	74	0.70		mg/Kg-dry	10	7/29/2014
pH (25 °C)	SW9045C				Prep Date: 7/28/2014	Analyst: RW
pH	7.4			pH Units	1	7/28/2014
Percent Moisture	D2974				Prep Date: 7/24/2014	Analyst: RW
Percent Moisture	26.2	0.2	*	wt%	1	7/25/2014

Qualifiers: ND - Not Detected at the Reporting Limit
 J - Analyte detected below quantitation limits
 B - Analyte detected in the associated Method Blank
 HT - Sample received past holding time
 * - Non-accredited parameter

RL - Reporting / Quantitation Limit for the analysis
 S - Spike Recovery outside accepted recovery limits
 R - RPD outside accepted recovery limits
 E - Value above quantitation range
 H - Holding time exceeded

STAT Analysis Corporation

2242 West Harrison St., Suite 200, Chicago, IL 60612-3766

Tel: (312) 733-0551 Fax: (312) 733-2386 STATinfo@STATAnalysis.com

Accreditations: IEPA ELAP 100445; ORELAP IL300001; AIHA-LAP, LLC 101160; NVLAP LabCode 101202-0

Date Reported: August 05, 2014

ANALYTICAL RESULTS

Date Printed: August 05, 2014

Client: Tetra Tech EM Inc.
 Work Order: 14070878 Revision 0
 Project: TPMHC, Tinley Park
 Lab ID: 14070878-041

Client Sample ID: Power-LP-SS-12
 Collection Date: 7/22/2014 2:58:00 PM
 Matrix: Soil

Analyses	Result	RL	Qualifier	Units	DF	Date Analyzed
Metals by ICP/MS	SW6020 (SW3050B)				Prep Date: 7/25/2014	Analyst: JG
Lead	120	0.61		mg/Kg-dry	10	7/29/2014
pH (25 °C)	SW9045C				Prep Date: 7/28/2014	Analyst: RW
pH	7.9			pH Units	1	7/28/2014
Percent Moisture	D2974				Prep Date: 7/24/2014	Analyst: RW
Percent Moisture	18.2	0.2	*	wt%	1	7/25/2014

Qualifiers:	ND - Not Detected at the Reporting Limit	RL - Reporting / Quantitation Limit for the analysis
	J - Analyte detected below quantitation limits	S - Spike Recovery outside accepted recovery limits
	B - Analyte detected in the associated Method Blank	R - RPD outside accepted recovery limits
	HT - Sample received past holding time	E - Value above quantitation range
	* - Non-accredited parameter	H - Holding time exceeded

STAT Analysis Corporation

2242 West Harrison St., Suite 200, Chicago, IL 60612-3766

Tel: (312) 733-0551 Fax: (312) 733-2386 STATinfo@STATAnalysis.com

Accreditations: IEPA ELAP 100445; ORELAP IL300001; AIHA-LAP, LLC 101160; NVLAP LabCode 101202-0

Date Reported: August 05, 2014

ANALYTICAL RESULTS

Date Printed: August 05, 2014

Client: Tetra Tech EM Inc.
 Work Order: 14070878 Revision 0
 Project: TPMHC, Tinley Park
 Lab ID: 14070878-042

Client Sample ID: Power-LP-SS-12-D
 Collection Date: 7/22/2014 2:58:00 PM
 Matrix: Soil

Analyses	Result	RL	Qualifier	Units	DF	Date Analyzed
Metals by ICP/MS	SW6020 (SW3050B)				Prep Date: 7/25/2014	Analyst: JG
Lead	130	0.67		mg/Kg-dry	10	7/29/2014
pH (25 °C)	SW9045C				Prep Date: 7/28/2014	Analyst: RW
pH	7.9			pH Units	1	7/28/2014
Percent Moisture	D2974				Prep Date: 7/24/2014	Analyst: RW
Percent Moisture	22.3	0.2	*	wt%	1	7/25/2014

Qualifiers:	ND - Not Detected at the Reporting Limit	RL - Reporting / Quantitation Limit for the analysis
	J - Analyte detected below quantitation limits	S - Spike Recovery outside accepted recovery limits
	B - Analyte detected in the associated Method Blank	R - RPD outside accepted recovery limits
	HT - Sample received past holding time	E - Value above quantitation range
	* - Non-accredited parameter	H - Holding time exceeded

STAT Analysis Corporation

2242 West Harrison St., Suite 200, Chicago, IL 60612-3766

Tel: (312) 733-0551 Fax: (312) 733-2386 STATinfo@STATAnalysis.com

Accreditations: IEPA ELAP 100445; ORELAP IL300001; AIHA-LAP, LLC 101160; NVLAP LabCode 101202-0

Date Reported: August 05, 2014

ANALYTICAL RESULTS

Date Printed: August 05, 2014

Client: Tetra Tech EM Inc.
 Work Order: 14070878 Revision 0
 Project: TPMHC, Tinley Park
 Lab ID: 14070878-043

Client Sample ID: Power-T-SS-1
 Collection Date: 7/22/2014 3:17:00 PM
 Matrix: Soil

Analyses	Result	RL	Qualifier	Units	DF	Date Analyzed
PCBs	SW8082 (SW3550B)				Prep Date: 7/24/2014	Analyst: GVC
Aroclor 1016	ND	0.090		mg/Kg-dry	1	7/24/2014
Aroclor 1221	ND	0.090		mg/Kg-dry	1	7/24/2014
Aroclor 1232	ND	0.090		mg/Kg-dry	1	7/24/2014
Aroclor 1242	ND	0.090		mg/Kg-dry	1	7/24/2014
Aroclor 1248	ND	0.090		mg/Kg-dry	1	7/24/2014
Aroclor 1254	0.46	0.090		mg/Kg-dry	1	7/24/2014
Aroclor 1260	0.43	0.090		mg/Kg-dry	1	7/24/2014
Percent Moisture	D2974				Prep Date: 7/24/2014	Analyst: RW
Percent Moisture	11.8	0.2	*	wt%	1	7/25/2014

Qualifiers: ND - Not Detected at the Reporting Limit
 J - Analyte detected below quantitation limits
 B - Analyte detected in the associated Method Blank
 HT - Sample received past holding time
 * - Non-accredited parameter

RL - Reporting / Quantitation Limit for the analysis
 S - Spike Recovery outside accepted recovery limits
 R - RPD outside accepted recovery limits
 E - Value above quantitation range
 H - Holding time exceeded

STAT Analysis Corporation

2242 West Harrison St., Suite 200, Chicago, IL 60612-3766

Tel: (312) 733-0551 Fax: (312) 733-2386 STATinfo@STATAnalysis.com

Accreditations: IEPA ELAP 100445; ORELAP IL300001; AIHA-LAP, LLC 101160; NVLAP LabCode 101202-0

Date Reported: August 05, 2014

ANALYTICAL RESULTS

Date Printed: August 05, 2014

Client: Tetra Tech EM Inc.
 Work Order: 14070878 Revision 0
 Project: TPMHC, Tinley Park
 Lab ID: 14070878-044

Client Sample ID: Cattage-T-SS-1
 Collection Date: 7/22/2014 3:30:00 PM
 Matrix: Soil

Analyses	Result	RL	Qualifier	Units	DF	Date Analyzed
PCBs	SW8082 (SW3550B)				Prep Date: 7/25/2014	Analyst: GVC
Aroclor 1016	ND	0.094		mg/Kg-dry	1	7/26/2014
Aroclor 1221	ND	0.094		mg/Kg-dry	1	7/26/2014
Aroclor 1232	ND	0.094		mg/Kg-dry	1	7/26/2014
Aroclor 1242	ND	0.094		mg/Kg-dry	1	7/26/2014
Aroclor 1248	ND	0.094		mg/Kg-dry	1	7/26/2014
Aroclor 1254	ND	0.094		mg/Kg-dry	1	7/26/2014
Aroclor 1260	ND	0.094		mg/Kg-dry	1	7/26/2014
Percent Moisture	D2974				Prep Date: 7/24/2014	Analyst: RW
Percent Moisture	16.0	0.2	*	wt%	1	7/25/2014

Qualifiers: ND - Not Detected at the Reporting Limit
 J - Analyte detected below quantitation limits
 B - Analyte detected in the associated Method Blank
 HT - Sample received past holding time
 * - Non-accredited parameter

RL - Reporting / Quantitation Limit for the analysis
 S - Spike Recovery outside accepted recovery limits
 R - RPD outside accepted recovery limits
 E - Value above quantitation range
 H - Holding time exceeded

STAT Analysis Corporation

2242 West Harrison St., Suite 200, Chicago, IL 60612-3766

Tel: (312) 733-0551 Fax: (312) 733-2386 STATinfo@STATAnalysis.com

Accreditations: IEPA ELAP 100445; ORELAP IL300001; AIHA-LAP, LLC 101160; NVLAP LabCode 101202-0

Date Reported: August 05, 2014

ANALYTICAL RESULTS

Date Printed: August 05, 2014

Client: Tetra Tech EM Inc.
 Work Order: 14070878 Revision 0
 Project: TPMHC, Tinley Park
 Lab ID: 14070878-045

Client Sample ID: Cattage-T-SS-D
 Collection Date: 7/22/2014 3:30:00 PM
 Matrix: Soil

Analyses	Result	RL	Qualifier	Units	DF	Date Analyzed
PCBs	SW8082 (SW3550B)			Prep Date: 7/25/2014		Analyst: GVC
Aroclor 1016	ND	0.095		mg/Kg-dry	1	7/26/2014
Aroclor 1221	ND	0.095		mg/Kg-dry	1	7/26/2014
Aroclor 1232	ND	0.095		mg/Kg-dry	1	7/26/2014
Aroclor 1242	ND	0.095		mg/Kg-dry	1	7/26/2014
Aroclor 1248	ND	0.095		mg/Kg-dry	1	7/26/2014
Aroclor 1254	ND	0.095		mg/Kg-dry	1	7/26/2014
Aroclor 1260	ND	0.095		mg/Kg-dry	1	7/26/2014
Percent Moisture	D2974			Prep Date: 7/24/2014		Analyst: RW
Percent Moisture	15.9	0.2	*	wt%	1	7/25/2014

Qualifiers: ND - Not Detected at the Reporting Limit
 J - Analyte detected below quantitation limits
 B - Analyte detected in the associated Method Blank
 HT - Sample received past holding time
 * - Non-accredited parameter

RL - Reporting / Quantitation Limit for the analysis
 S - Spike Recovery outside accepted recovery limits
 R - RPD outside accepted recovery limits
 E - Value above quantitation range
 H - Holding time exceeded

STAT Analysis Corporation

2242 West Harrison St., Suite 200, Chicago, IL 60612-3766

Tel: (312) 733-0551 Fax: (312) 733-2386 STATinfo@STATAnalysis.com

Accreditations: IEPA ELAP 100445; ORELAP IL300001; AIHA-LAP, LLC 101160; NVLAP LabCode 101202-0

Date Reported: August 05, 2014

ANALYTICAL RESULTS

Date Printed: August 05, 2014

Client: Tetra Tech EM Inc.
 Work Order: 14070878 Revision 0
 Project: TPMHC, Tinley Park
 Lab ID: 14070878-046

Client Sample ID: SF-SB-8-0003
 Collection Date: 7/22/2014 7:45:00 AM
 Matrix: Soil

Analyses	Result	RL	Qualifier	Units	DF	Date Analyzed
Mercury	SW7471A				Prep Date: 7/28/2014	Analyst: LB
Mercury	0.035	0.020		mg/Kg-dry	1	7/28/2014
Metals by ICP/MS	SW6020 (SW3050B)				Prep Date: 7/25/2014	Analyst: JG
Aluminum	7700	230		mg/Kg-dry	100	7/25/2014
Antimony	ND	2.3		mg/Kg-dry	10	7/25/2014
Arsenic	9.7	1.2		mg/Kg-dry	10	7/25/2014
Barium	60	1.2		mg/Kg-dry	10	7/25/2014
Beryllium	ND	0.58		mg/Kg-dry	10	7/25/2014
Cadmium	ND	0.58		mg/Kg-dry	10	7/25/2014
Calcium	75000	690		mg/Kg-dry	100	7/25/2014
Chromium	15	1.2		mg/Kg-dry	10	7/25/2014
Cobalt	7.2	1.2		mg/Kg-dry	10	7/25/2014
Copper	19	2.9		mg/Kg-dry	10	7/25/2014
Iron	23000	350		mg/Kg-dry	100	7/25/2014
Lead	30	0.58		mg/Kg-dry	10	7/25/2014
Magnesium	36000	35		mg/Kg-dry	10	7/25/2014
Manganese	430	1.2		mg/Kg-dry	10	7/25/2014
Nickel	19	1.2		mg/Kg-dry	10	7/25/2014
Potassium	1300	35		mg/Kg-dry	10	7/25/2014
Selenium	ND	1.2		mg/Kg-dry	10	7/25/2014
Silver	ND	1.2		mg/Kg-dry	10	7/25/2014
Sodium	110	69		mg/Kg-dry	10	7/25/2014
Thallium	ND	1.2		mg/Kg-dry	10	7/25/2014
Vanadium	17	1.2		mg/Kg-dry	10	7/25/2014
Zinc	54	5.8		mg/Kg-dry	10	7/25/2014
Semivolatile Organic Compounds by GC/MS	SW8270C (SW3550B)				Prep Date: 7/28/2014	Analyst: MEP
Acenaphthene	ND	0.037		mg/Kg-dry	1	7/28/2014
Acenaphthylene	ND	0.037		mg/Kg-dry	1	7/28/2014
Aniline	ND	0.38		mg/Kg-dry	1	7/28/2014
Anthracene	0.11	0.037		mg/Kg-dry	1	7/28/2014
Benz(a)anthracene	0.41	0.037		mg/Kg-dry	1	7/28/2014
Benzidine	ND	0.37		mg/Kg-dry	1	7/28/2014
Benzo(a)pyrene	0.38	0.037		mg/Kg-dry	1	7/28/2014
Benzo(b)fluoranthene	0.39	0.037		mg/Kg-dry	1	7/28/2014
Benzo(g,h,i)perylene	0.21	0.037		mg/Kg-dry	1	7/28/2014
Benzo(k)fluoranthene	0.33	0.037		mg/Kg-dry	1	7/28/2014
Benzoic acid	ND	0.94		mg/Kg-dry	1	7/28/2014
Benzyl alcohol	ND	0.19		mg/Kg-dry	1	7/28/2014

Qualifiers: ND - Not Detected at the Reporting Limit
 J - Analyte detected below quantitation limits
 B - Analyte detected in the associated Method Blank
 HT - Sample received past holding time
 * - Non-accredited parameter

RL - Reporting / Quantitation Limit for the analysis
 S - Spike Recovery outside accepted recovery limits
 R - RPD outside accepted recovery limits
 E - Value above quantitation range
 H - Holding time exceeded

STAT Analysis Corporation

2242 West Harrison St., Suite 200, Chicago, IL 60612-3766

Tel: (312) 733-0551 Fax: (312) 733-2386 STATinfo@STATAnalysis.com

Accreditations: IEPA ELAP 100445; ORELAP IL300001; AIHA-LAP, LLC 101160; NVLAP LabCode 101202-0

Date Reported: August 05, 2014

ANALYTICAL RESULTS

Date Printed: August 05, 2014

Client: Tetra Tech EM Inc.
 Work Order: 14070878 Revision 0
 Project: TPMHC, Tinley Park
 Lab ID: 14070878-046

Client Sample ID: SF-SB-8-0003
 Collection Date: 7/22/2014 7:45:00 AM
 Matrix: Soil

Analyses	Result	RL	Qualifier	Units	DF	Date Analyzed
Semivolatile Organic Compounds by GC/MS	SW8270C (SW3550B)		Prep Date: 7/28/2014		Analyst: MEP	
Bis(2-chloroethoxy)methane	ND	0.19		mg/Kg-dry	1	7/28/2014
Bis(2-chloroethyl)ether	ND	0.19		mg/Kg-dry	1	7/28/2014
Bis(2-ethylhexyl)phthalate	ND	0.94		mg/Kg-dry	1	7/28/2014
4-Bromophenyl phenyl ether	ND	0.19		mg/Kg-dry	1	7/28/2014
Butyl benzyl phthalate	ND	0.19		mg/Kg-dry	1	7/28/2014
Carbazole	ND	0.19		mg/Kg-dry	1	7/28/2014
4-Chloroaniline	ND	0.19		mg/Kg-dry	1	7/28/2014
4-Chloro-3-methylphenol	ND	0.37		mg/Kg-dry	1	7/28/2014
2-Chloronaphthalene	ND	0.19		mg/Kg-dry	1	7/28/2014
2-Chlorophenol	ND	0.19		mg/Kg-dry	1	7/28/2014
4-Chlorophenyl phenyl ether	ND	0.19		mg/Kg-dry	1	7/28/2014
Chrysene	0.48	0.037		mg/Kg-dry	1	7/28/2014
Dibenz(a,h)anthracene	0.10	0.037		mg/Kg-dry	1	7/28/2014
Dibenzofuran	ND	0.19		mg/Kg-dry	1	7/28/2014
1,2-Dichlorobenzene	ND	0.19		mg/Kg-dry	1	7/28/2014
1,3-Dichlorobenzene	ND	0.19		mg/Kg-dry	1	7/28/2014
1,4-Dichlorobenzene	ND	0.19		mg/Kg-dry	1	7/28/2014
3,3'-Dichlorobenzidine	ND	0.19		mg/Kg-dry	1	7/28/2014
2,4-Dichlorophenol	ND	0.19		mg/Kg-dry	1	7/28/2014
Diethyl phthalate	ND	0.19		mg/Kg-dry	1	7/28/2014
2,4-Dimethylphenol	ND	0.19		mg/Kg-dry	1	7/28/2014
Dimethyl phthalate	ND	0.19		mg/Kg-dry	1	7/28/2014
4,6-Dinitro-2-methylphenol	ND	0.37		mg/Kg-dry	1	7/28/2014
2,4-Dinitrophenol	ND	0.94		mg/Kg-dry	1	7/28/2014
2,4-Dinitrotoluene	ND	0.037		mg/Kg-dry	1	7/28/2014
2,6-Dinitrotoluene	ND	0.037		mg/Kg-dry	1	7/28/2014
Di-n-butyl phthalate	ND	0.19		mg/Kg-dry	1	7/28/2014
Di-n-octyl phthalate	ND	0.19		mg/Kg-dry	1	7/28/2014
Fluoranthene	1.0	0.037		mg/Kg-dry	1	7/28/2014
Fluorene	0.037	0.037		mg/Kg-dry	1	7/28/2014
Hexachlorobenzene	ND	0.19		mg/Kg-dry	1	7/28/2014
Hexachlorobutadiene	ND	0.19		mg/Kg-dry	1	7/28/2014
Hexachlorocyclopentadiene	ND	0.19		mg/Kg-dry	1	7/28/2014
Hexachloroethane	ND	0.19		mg/Kg-dry	1	7/28/2014
Indeno(1,2,3-cd)pyrene	0.20	0.037		mg/Kg-dry	1	7/28/2014
Isophorone	ND	0.19		mg/Kg-dry	1	7/28/2014
2-Methylnaphthalene	ND	0.19		mg/Kg-dry	1	7/28/2014
2-Methylphenol	ND	0.19		mg/Kg-dry	1	7/28/2014

Qualifiers: ND - Not Detected at the Reporting Limit
 J - Analyte detected below quantitation limits
 B - Analyte detected in the associated Method Blank
 HT - Sample received past holding time
 * - Non-accredited parameter

RL - Reporting / Quantitation Limit for the analysis
 S - Spike Recovery outside accepted recovery limits
 R - RPD outside accepted recovery limits
 E - Value above quantitation range
 H - Holding time exceeded

STAT Analysis Corporation

2242 West Harrison St., Suite 200, Chicago, IL 60612-3766

Tel: (312) 733-0551 Fax: (312) 733-2386 STATinfo@STATAnalysis.com

Accreditations: IEPA ELAP 100445; ORELAP IL300001; AIHA-LAP, LLC 101160; NVLAP LabCode 101202-0

Date Reported: August 05, 2014

ANALYTICAL RESULTS

Date Printed: August 05, 2014

Client: Tetra Tech EM Inc.
 Work Order: 14070878 Revision 0
 Project: TPMHC, Tinley Park
 Lab ID: 14070878-046

Client Sample ID: SF-SB-8-0003
 Collection Date: 7/22/2014 7:45:00 AM
 Matrix: Soil

Analyses	Result	RL	Qualifier	Units	DF	Date Analyzed
Semivolatile Organic Compounds by GC/MS		SW8270C (SW3550B)		Prep Date: 7/28/2014		Analyst: MEP
4-Methylphenol	ND	0.19		mg/Kg-dry	1	7/28/2014
Naphthalene	ND	0.037		mg/Kg-dry	1	7/28/2014
2-Nitroaniline	ND	0.19		mg/Kg-dry	1	7/28/2014
3-Nitroaniline	ND	0.19		mg/Kg-dry	1	7/28/2014
4-Nitroaniline	ND	0.19		mg/Kg-dry	1	7/28/2014
2-Nitrophenol	ND	0.19		mg/Kg-dry	1	7/28/2014
4-Nitrophenol	ND	0.37		mg/Kg-dry	1	7/28/2014
Nitrobenzene	ND	0.037		mg/Kg-dry	1	7/28/2014
N-Nitrosodi-n-propylamine	ND	0.037		mg/Kg-dry	1	7/28/2014
N-Nitrosodimethylamine	ND	0.19		mg/Kg-dry	1	7/28/2014
N-Nitrosodiphenylamine	ND	0.037		mg/Kg-dry	1	7/28/2014
2, 2'-oxybis(1-Chloropropane)	ND	0.19		mg/Kg-dry	1	7/28/2014
Pentachlorophenol	ND	0.076		mg/Kg-dry	1	7/28/2014
Phenanthrene	0.59	0.037		mg/Kg-dry	1	7/28/2014
Phenol	ND	0.19		mg/Kg-dry	1	7/28/2014
Pyrene	0.86	0.037		mg/Kg-dry	1	7/28/2014
Pyridine	ND	0.76		mg/Kg-dry	1	7/28/2014
1,2,4-Trichlorobenzene	ND	0.19		mg/Kg-dry	1	7/28/2014
2,4,5-Trichlorophenol	ND	0.19		mg/Kg-dry	1	7/28/2014
2,4,6-Trichlorophenol	ND	0.19		mg/Kg-dry	1	7/28/2014
Volatile Organic Compounds by GC/MS		SW5035/8260B		Prep Date: 7/24/2014		Analyst: PS
Acetone	ND	0.073		mg/Kg-dry	1	7/31/2014
Benzene	ND	0.0049		mg/Kg-dry	1	7/31/2014
Bromodichloromethane	ND	0.0049		mg/Kg-dry	1	7/31/2014
Bromoform	ND	0.0049		mg/Kg-dry	1	7/31/2014
Bromomethane	ND	0.0097		mg/Kg-dry	1	7/31/2014
2-Butanone	ND	0.073		mg/Kg-dry	1	7/31/2014
Carbon disulfide	ND	0.049		mg/Kg-dry	1	7/31/2014
Carbon tetrachloride	ND	0.0049		mg/Kg-dry	1	7/31/2014
Chlorobenzene	ND	0.0049		mg/Kg-dry	1	7/31/2014
Chloroethane	ND	0.0097		mg/Kg-dry	1	7/31/2014
Chloroform	ND	0.0049		mg/Kg-dry	1	7/31/2014
Chloromethane	ND	0.0097		mg/Kg-dry	1	7/31/2014
Dibromochloromethane	ND	0.0049		mg/Kg-dry	1	7/31/2014
1,1-Dichloroethane	ND	0.0049		mg/Kg-dry	1	7/31/2014
1,2-Dichloroethane	ND	0.0049		mg/Kg-dry	1	7/31/2014
1,1-Dichloroethene	ND	0.0049		mg/Kg-dry	1	7/31/2014
cis-1,2-Dichloroethene	ND	0.0049		mg/Kg-dry	1	7/31/2014

Qualifiers: ND - Not Detected at the Reporting Limit
 J - Analyte detected below quantitation limits
 B - Analyte detected in the associated Method Blank
 HT - Sample received past holding time
 * - Non-accredited parameter

RL - Reporting / Quantitation Limit for the analysis
 S - Spike Recovery outside accepted recovery limits
 R - RPD outside accepted recovery limits
 E - Value above quantitation range
 H - Holding time exceeded

STAT Analysis Corporation

2242 West Harrison St., Suite 200, Chicago, IL 60612-3766

Tel: (312) 733-0551 Fax: (312) 733-2386 STATinfo@STATAnalysis.com

Accreditations: IEPA ELAP 100445; ORELAP IL300001; AIHA-LAP, LLC 101160; NVLAP LabCode 101202-0

Date Reported: August 05, 2014

ANALYTICAL RESULTS

Date Printed: August 05, 2014

Client: Tetra Tech EM Inc.
 Work Order: 14070878 Revision 0
 Project: TPMHC, Tinley Park
 Lab ID: 14070878-046

Client Sample ID: SF-SB-8-0003
 Collection Date: 7/22/2014 7:45:00 AM
 Matrix: Soil

Analyses	Result	RL	Qualifier	Units	DF	Date Analyzed
Volatile Organic Compounds by GC/MS	SW5035/8260B		Prep Date: 7/24/2014		Analyst: PS	
trans-1,2-Dichloroethene	ND	0.0049		mg/Kg-dry	1	7/31/2014
1,2-Dichloropropane	ND	0.0049		mg/Kg-dry	1	7/31/2014
cis-1,3-Dichloropropene	ND	0.0019		mg/Kg-dry	1	7/31/2014
trans-1,3-Dichloropropene	ND	0.0019		mg/Kg-dry	1	7/31/2014
Ethylbenzene	ND	0.0049		mg/Kg-dry	1	7/31/2014
2-Hexanone	ND	0.019		mg/Kg-dry	1	7/31/2014
4-Methyl-2-pentanone	ND	0.019		mg/Kg-dry	1	7/31/2014
Methylene chloride	ND	0.0097		mg/Kg-dry	1	7/31/2014
Methyl tert-butyl ether	ND	0.0049		mg/Kg-dry	1	7/31/2014
Styrene	ND	0.0049		mg/Kg-dry	1	7/31/2014
1,1,2,2-Tetrachloroethane	ND	0.0049		mg/Kg-dry	1	7/31/2014
Tetrachloroethene	ND	0.0049		mg/Kg-dry	1	7/31/2014
Toluene	ND	0.0049		mg/Kg-dry	1	7/31/2014
1,1,1-Trichloroethane	ND	0.0049		mg/Kg-dry	1	7/31/2014
1,1,2-Trichloroethane	ND	0.0049		mg/Kg-dry	1	7/31/2014
Trichloroethene	ND	0.0049		mg/Kg-dry	1	7/31/2014
Vinyl chloride	ND	0.0049		mg/Kg-dry	1	7/31/2014
Xylenes, Total	ND	0.015		mg/Kg-dry	1	7/31/2014
Cyanide, Total	SW9012A		Prep Date: 7/24/2014		Analyst: YZ	
Cyanide	ND	0.28		mg/Kg-dry	1	7/25/2014
pH (25 °C)	SW9045C		Prep Date: 7/30/2014		Analyst: RW	
pH	8.3			pH Units	1	7/30/2014
Percent Moisture	D2974		Prep Date: 7/24/2014		Analyst: RW	
Percent Moisture	11.6	0.2	*	wt%	1	7/25/2014

Qualifiers: ND - Not Detected at the Reporting Limit
 J - Analyte detected below quantitation limits
 B - Analyte detected in the associated Method Blank
 HT - Sample received past holding time
 * - Non-accredited parameter

RL - Reporting / Quantitation Limit for the analysis
 S - Spike Recovery outside accepted recovery limits
 R - RPD outside accepted recovery limits
 E - Value above quantitation range
 H - Holding time exceeded

STAT Analysis Corporation

2242 West Harrison St., Suite 200, Chicago, IL 60612-3766

Tel: (312) 733-0551 Fax: (312) 733-2386 STATinfo@STATAnalysis.com

Accreditations: IEPA ELAP 100445; ORELAP IL300001; AIHA-LAP, LLC 101160; NVLAP LabCode 101202-0

Date Reported: August 05, 2014

ANALYTICAL RESULTS

Date Printed: August 05, 2014

Client: Tetra Tech EM Inc.
 Work Order: 14070878 Revision 0
 Project: TPMHC, Tinley Park
 Lab ID: 14070878-047

Client Sample ID: SF-SB-7-0306
 Collection Date: 7/22/2014 8:15:00 AM
 Matrix: Soil

Analyses	Result	RL	Qualifier	Units	DF	Date Analyzed
Mercury	SW7471A				Prep Date: 7/28/2014	Analyst: LB
Mercury	0.029	0.022		mg/Kg-dry	1	7/28/2014
Metals by ICP/MS	SW6020 (SW3050B)				Prep Date: 7/25/2014	Analyst: JG
Aluminum	11000	260		mg/Kg-dry	100	7/25/2014
Antimony	ND	2.6		mg/Kg-dry	10	7/25/2014
Arsenic	11	1.3		mg/Kg-dry	10	7/25/2014
Barium	96	1.3		mg/Kg-dry	10	7/25/2014
Beryllium	ND	0.65		mg/Kg-dry	10	7/25/2014
Cadmium	ND	0.65		mg/Kg-dry	10	7/25/2014
Calcium	45000	780		mg/Kg-dry	100	7/25/2014
Chromium	17	1.3		mg/Kg-dry	10	7/25/2014
Cobalt	11	1.3		mg/Kg-dry	10	7/25/2014
Copper	24	3.2		mg/Kg-dry	10	7/25/2014
Iron	23000	390		mg/Kg-dry	100	7/25/2014
Lead	36	0.65		mg/Kg-dry	10	7/25/2014
Magnesium	22000	39		mg/Kg-dry	10	7/25/2014
Manganese	480	1.3		mg/Kg-dry	10	7/25/2014
Nickel	25	1.3		mg/Kg-dry	10	7/25/2014
Potassium	1500	39		mg/Kg-dry	10	7/25/2014
Selenium	ND	1.3		mg/Kg-dry	10	7/25/2014
Silver	ND	1.3		mg/Kg-dry	10	7/25/2014
Sodium	250	78		mg/Kg-dry	10	7/25/2014
Thallium	ND	1.3		mg/Kg-dry	10	7/25/2014
Vanadium	23	1.3		mg/Kg-dry	10	7/25/2014
Zinc	78	6.5		mg/Kg-dry	10	7/25/2014
Semivolatile Organic Compounds by GC/MS	SW8270C (SW3550B)				Prep Date: 7/28/2014	Analyst: MEP
Acenaphthene	ND	0.041		mg/Kg-dry	1	7/28/2014
Acenaphthylene	ND	0.041		mg/Kg-dry	1	7/28/2014
Aniline	ND	0.42		mg/Kg-dry	1	7/28/2014
Anthracene	ND	0.041		mg/Kg-dry	1	7/28/2014
Benz(a)anthracene	ND	0.041		mg/Kg-dry	1	7/28/2014
Benzidine	ND	0.41		mg/Kg-dry	1	7/28/2014
Benzo(a)pyrene	ND	0.041		mg/Kg-dry	1	7/28/2014
Benzo(b)fluoranthene	ND	0.041		mg/Kg-dry	1	7/28/2014
Benzo(g,h,i)perylene	ND	0.041		mg/Kg-dry	1	7/28/2014
Benzo(k)fluoranthene	ND	0.041		mg/Kg-dry	1	7/28/2014
Benzoic acid	ND	1.0		mg/Kg-dry	1	7/28/2014
Benzyl alcohol	ND	0.21		mg/Kg-dry	1	7/28/2014

Qualifiers: ND - Not Detected at the Reporting Limit
 J - Analyte detected below quantitation limits
 B - Analyte detected in the associated Method Blank
 HT - Sample received past holding time
 * - Non-accredited parameter

RL - Reporting / Quantitation Limit for the analysis
 S - Spike Recovery outside accepted recovery limits
 R - RPD outside accepted recovery limits
 E - Value above quantitation range
 H - Holding time exceeded

STAT Analysis Corporation

2242 West Harrison St., Suite 200, Chicago, IL 60612-3766

Tel: (312) 733-0551 Fax: (312) 733-2386 STATinfo@STATAnalysis.com

Accreditations: IEPA ELAP 100445; ORELAP IL300001; AIHA-LAP, LLC 101160; NVLAP LabCode 101202-0

Date Reported: August 05, 2014

ANALYTICAL RESULTS

Date Printed: August 05, 2014

Client: Tetra Tech EM Inc.
 Work Order: 14070878 Revision 0
 Project: TPMHC, Tinley Park
 Lab ID: 14070878-047

Client Sample ID: SF-SB-7-0306
 Collection Date: 7/22/2014 8:15:00 AM
 Matrix: Soil

Analyses	Result	RL	Qualifier	Units	DF	Date Analyzed
Semivolatile Organic Compounds by GC/MS	SW8270C (SW3550B)		Prep Date: 7/28/2014		Analyst: MEP	
Bis(2-chloroethoxy)methane	ND	0.21		mg/Kg-dry	1	7/28/2014
Bis(2-chloroethyl)ether	ND	0.21		mg/Kg-dry	1	7/28/2014
Bis(2-ethylhexyl)phthalate	ND	1.0		mg/Kg-dry	1	7/28/2014
4-Bromophenyl phenyl ether	ND	0.21		mg/Kg-dry	1	7/28/2014
Butyl benzyl phthalate	ND	0.21		mg/Kg-dry	1	7/28/2014
Carbazole	ND	0.21		mg/Kg-dry	1	7/28/2014
4-Chloroaniline	ND	0.21		mg/Kg-dry	1	7/28/2014
4-Chloro-3-methylphenol	ND	0.41		mg/Kg-dry	1	7/28/2014
2-Chloronaphthalene	ND	0.21		mg/Kg-dry	1	7/28/2014
2-Chlorophenol	ND	0.21		mg/Kg-dry	1	7/28/2014
4-Chlorophenyl phenyl ether	ND	0.21		mg/Kg-dry	1	7/28/2014
Chrysene	ND	0.041		mg/Kg-dry	1	7/28/2014
Dibenz(a,h)anthracene	ND	0.041		mg/Kg-dry	1	7/28/2014
Dibenzofuran	ND	0.21		mg/Kg-dry	1	7/28/2014
1,2-Dichlorobenzene	ND	0.21		mg/Kg-dry	1	7/28/2014
1,3-Dichlorobenzene	ND	0.21		mg/Kg-dry	1	7/28/2014
1,4-Dichlorobenzene	ND	0.21		mg/Kg-dry	1	7/28/2014
3,3'-Dichlorobenzidine	ND	0.21		mg/Kg-dry	1	7/28/2014
2,4-Dichlorophenol	ND	0.21		mg/Kg-dry	1	7/28/2014
Diethyl phthalate	ND	0.21		mg/Kg-dry	1	7/28/2014
2,4-Dimethylphenol	ND	0.21		mg/Kg-dry	1	7/28/2014
Dimethyl phthalate	ND	0.21		mg/Kg-dry	1	7/28/2014
4,6-Dinitro-2-methylphenol	ND	0.41		mg/Kg-dry	1	7/28/2014
2,4-Dinitrophenol	ND	1.0		mg/Kg-dry	1	7/28/2014
2,4-Dinitrotoluene	ND	0.041		mg/Kg-dry	1	7/28/2014
2,6-Dinitrotoluene	ND	0.041		mg/Kg-dry	1	7/28/2014
Di-n-butyl phthalate	ND	0.21		mg/Kg-dry	1	7/28/2014
Di-n-octyl phthalate	ND	0.21		mg/Kg-dry	1	7/28/2014
Fluoranthene	ND	0.041		mg/Kg-dry	1	7/28/2014
Fluorene	ND	0.041		mg/Kg-dry	1	7/28/2014
Hexachlorobenzene	ND	0.21		mg/Kg-dry	1	7/28/2014
Hexachlorobutadiene	ND	0.21		mg/Kg-dry	1	7/28/2014
Hexachlorocyclopentadiene	ND	0.21		mg/Kg-dry	1	7/28/2014
Hexachloroethane	ND	0.21		mg/Kg-dry	1	7/28/2014
Indeno(1,2,3-cd)pyrene	ND	0.041		mg/Kg-dry	1	7/28/2014
Isophorone	ND	0.21		mg/Kg-dry	1	7/28/2014
2-Methylnaphthalene	ND	0.21		mg/Kg-dry	1	7/28/2014
2-Methylphenol	ND	0.21		mg/Kg-dry	1	7/28/2014

Qualifiers: ND - Not Detected at the Reporting Limit
 J - Analyte detected below quantitation limits
 B - Analyte detected in the associated Method Blank
 HT - Sample received past holding time
 * - Non-accredited parameter

RL - Reporting / Quantitation Limit for the analysis
 S - Spike Recovery outside accepted recovery limits
 R - RPD outside accepted recovery limits
 E - Value above quantitation range
 H - Holding time exceeded

STAT Analysis Corporation

2242 West Harrison St., Suite 200, Chicago, IL 60612-3766

Tel: (312) 733-0551 Fax: (312) 733-2386 STATinfo@STATAnalysis.com

Accreditations: IEPA ELAP 100445; ORELAP IL300001; AIHA-LAP, LLC 101160; NVLAP LabCode 101202-0

Date Reported: August 05, 2014

ANALYTICAL RESULTS

Date Printed: August 05, 2014

Client: Tetra Tech EM Inc.
Work Order: 14070878 Revision 0
Project: TPMHC, Tinley Park
Lab ID: 14070878-047

Client Sample ID: SF-SB-7-0306
Collection Date: 7/22/2014 8:15:00 AM
Matrix: Soil

Analyses	Result	RL	Qualifier	Units	DF	Date Analyzed
Semivolatile Organic Compounds by GC/MS		SW8270C (SW3550B)		Prep Date: 7/28/2014		Analyst: MEP
4-Methylphenol	ND	0.21		mg/Kg-dry	1	7/28/2014
Naphthalene	ND	0.041		mg/Kg-dry	1	7/28/2014
2-Nitroaniline	ND	0.21		mg/Kg-dry	1	7/28/2014
3-Nitroaniline	ND	0.21		mg/Kg-dry	1	7/28/2014
4-Nitroaniline	ND	0.21		mg/Kg-dry	1	7/28/2014
2-Nitrophenol	ND	0.21		mg/Kg-dry	1	7/28/2014
4-Nitrophenol	ND	0.41		mg/Kg-dry	1	7/28/2014
Nitrobenzene	ND	0.041		mg/Kg-dry	1	7/28/2014
N-Nitrosodi-n-propylamine	ND	0.041		mg/Kg-dry	1	7/28/2014
N-Nitrosodimethylamine	ND	0.21		mg/Kg-dry	1	7/28/2014
N-Nitrosodiphenylamine	ND	0.041		mg/Kg-dry	1	7/28/2014
2, 2'-oxybis(1-Chloropropane)	ND	0.21		mg/Kg-dry	1	7/28/2014
Pentachlorophenol	ND	0.084		mg/Kg-dry	1	7/28/2014
Phenanthrene	ND	0.041		mg/Kg-dry	1	7/28/2014
Phenol	ND	0.21		mg/Kg-dry	1	7/28/2014
Pyrene	ND	0.041		mg/Kg-dry	1	7/28/2014
Pyridine	ND	0.84		mg/Kg-dry	1	7/28/2014
1,2,4-Trichlorobenzene	ND	0.21		mg/Kg-dry	1	7/28/2014
2,4,5-Trichlorophenol	ND	0.21		mg/Kg-dry	1	7/28/2014
2,4,6-Trichlorophenol	ND	0.21		mg/Kg-dry	1	7/28/2014
Volatile Organic Compounds by GC/MS		SW5035/8260B		Prep Date: 7/24/2014		Analyst: PS
Acetone	ND	0.073		mg/Kg-dry	1	7/31/2014
Benzene	ND	0.0049		mg/Kg-dry	1	7/31/2014
Bromodichloromethane	ND	0.0049		mg/Kg-dry	1	7/31/2014
Bromoform	ND	0.0049		mg/Kg-dry	1	7/31/2014
Bromomethane	ND	0.0097		mg/Kg-dry	1	7/31/2014
2-Butanone	ND	0.073		mg/Kg-dry	1	7/31/2014
Carbon disulfide	ND	0.049		mg/Kg-dry	1	7/31/2014
Carbon tetrachloride	ND	0.0049		mg/Kg-dry	1	7/31/2014
Chlorobenzene	ND	0.0049		mg/Kg-dry	1	7/31/2014
Chloroethane	ND	0.0097		mg/Kg-dry	1	7/31/2014
Chloroform	ND	0.0049		mg/Kg-dry	1	7/31/2014
Chloromethane	ND	0.0097		mg/Kg-dry	1	7/31/2014
Dibromochloromethane	ND	0.0049		mg/Kg-dry	1	7/31/2014
1,1-Dichloroethane	ND	0.0049		mg/Kg-dry	1	7/31/2014
1,2-Dichloroethane	ND	0.0049		mg/Kg-dry	1	7/31/2014
1,1-Dichloroethene	ND	0.0049		mg/Kg-dry	1	7/31/2014
cis-1,2-Dichloroethene	ND	0.0049		mg/Kg-dry	1	7/31/2014

Qualifiers: ND - Not Detected at the Reporting Limit
J - Analyte detected below quantitation limits
B - Analyte detected in the associated Method Blank
HT - Sample received past holding time
* - Non-accredited parameter

RL - Reporting / Quantitation Limit for the analysis
S - Spike Recovery outside accepted recovery limits
R - RPD outside accepted recovery limits
E - Value above quantitation range
H - Holding time exceeded

STAT Analysis Corporation

2242 West Harrison St., Suite 200, Chicago, IL 60612-3766

Tel: (312) 733-0551 Fax: (312) 733-2386 STATinfo@STATAnalysis.com

Accreditations: IEPA ELAP 100445; ORELAP IL300001; AIHA-LAP, LLC 101160; NVLAP LabCode 101202-0

Date Reported: August 05, 2014

ANALYTICAL RESULTS

Date Printed: August 05, 2014

Client: Tetra Tech EM Inc.
 Work Order: 14070878 Revision 0
 Project: TPMHC, Tinley Park
 Lab ID: 14070878-047

Client Sample ID: SF-SB-7-0306
 Collection Date: 7/22/2014 8:15:00 AM
 Matrix: Soil

Analyses	Result	RL	Qualifier	Units	DF	Date Analyzed
Volatile Organic Compounds by GC/MS	SW5035/8260B		Prep Date: 7/24/2014		Analyst: PS	
trans-1,2-Dichloroethene	ND	0.0049		mg/Kg-dry	1	7/31/2014
1,2-Dichloropropane	ND	0.0049		mg/Kg-dry	1	7/31/2014
cis-1,3-Dichloropropene	ND	0.0019		mg/Kg-dry	1	7/31/2014
trans-1,3-Dichloropropene	ND	0.0019		mg/Kg-dry	1	7/31/2014
Ethylbenzene	ND	0.0049		mg/Kg-dry	1	7/31/2014
2-Hexanone	ND	0.019		mg/Kg-dry	1	7/31/2014
4-Methyl-2-pentanone	ND	0.019		mg/Kg-dry	1	7/31/2014
Methylene chloride	ND	0.0097		mg/Kg-dry	1	7/31/2014
Methyl tert-butyl ether	ND	0.0049		mg/Kg-dry	1	7/31/2014
Styrene	ND	0.0049		mg/Kg-dry	1	7/31/2014
1,1,2,2-Tetrachloroethane	ND	0.0049		mg/Kg-dry	1	7/31/2014
Tetrachloroethene	ND	0.0049		mg/Kg-dry	1	7/31/2014
Toluene	ND	0.0049		mg/Kg-dry	1	7/31/2014
1,1,1-Trichloroethane	ND	0.0049		mg/Kg-dry	1	7/31/2014
1,1,2-Trichloroethane	ND	0.0049		mg/Kg-dry	1	7/31/2014
Trichloroethene	ND	0.0049		mg/Kg-dry	1	7/31/2014
Vinyl chloride	ND	0.0049		mg/Kg-dry	1	7/31/2014
Xylenes, Total	ND	0.015		mg/Kg-dry	1	7/31/2014
Cyanide, Total	SW9012A		Prep Date: 7/24/2014		Analyst: YZ	
Cyanide	ND	0.31		mg/Kg-dry	1	7/25/2014
pH (25 °C)	SW9045C		Prep Date: 7/30/2014		Analyst: RW	
pH	7.5			pH Units	1	7/30/2014
Percent Moisture	D2974		Prep Date: 7/24/2014		Analyst: RW	
Percent Moisture	20.5	0.2	*	wt%	1	7/25/2014

Qualifiers: ND - Not Detected at the Reporting Limit
 J - Analyte detected below quantitation limits
 B - Analyte detected in the associated Method Blank
 HT - Sample received past holding time
 * - Non-accredited parameter

RL - Reporting / Quantitation Limit for the analysis
 S - Spike Recovery outside accepted recovery limits
 R - RPD outside accepted recovery limits
 E - Value above quantitation range
 H - Holding time exceeded

STAT Analysis Corporation

2242 West Harrison St., Suite 200, Chicago, IL 60612-3766

Tel: (312) 733-0551 Fax: (312) 733-2386 STATinfo@STATAnalysis.com

Accreditations: IEPA ELAP 100445; ORELAP IL300001; AIHA-LAP, LLC 101160; NVLAP LabCode 101202-0

Date Reported: August 05, 2014

ANALYTICAL RESULTS

Date Printed: August 05, 2014

Client: Tetra Tech EM Inc.
 Work Order: 14070878 Revision 0
 Project: TPMHC, Tinley Park
 Lab ID: 14070878-048

Client Sample ID: SF-SB-6-0104
 Collection Date: 7/22/2014 8:43:00 AM
 Matrix: Soil

Analyses	Result	RL	Qualifier	Units	DF	Date Analyzed
Mercury	SW7471A				Prep Date: 7/28/2014	Analyst: LB
Mercury	0.033	0.020		mg/Kg-dry	1	7/28/2014
Metals by ICP/MS	SW6020 (SW3050B)				Prep Date: 7/25/2014	Analyst: JG
Aluminum	8700	230		mg/Kg-dry	100	7/25/2014
Antimony	ND	2.3		mg/Kg-dry	10	7/25/2014
Arsenic	6.2	1.2		mg/Kg-dry	10	7/25/2014
Barium	130	1.2		mg/Kg-dry	10	7/25/2014
Beryllium	0.58	0.58		mg/Kg-dry	10	7/25/2014
Cadmium	0.69	0.58		mg/Kg-dry	10	7/25/2014
Calcium	83000	700		mg/Kg-dry	100	7/25/2014
Chromium	17	1.2		mg/Kg-dry	10	7/25/2014
Cobalt	5.6	1.2		mg/Kg-dry	10	7/25/2014
Copper	20	2.9		mg/Kg-dry	10	7/25/2014
Iron	16000	350		mg/Kg-dry	100	7/25/2014
Lead	61	0.58		mg/Kg-dry	10	7/25/2014
Magnesium	41000	35		mg/Kg-dry	10	7/25/2014
Manganese	550	1.2		mg/Kg-dry	10	7/25/2014
Nickel	16	1.2		mg/Kg-dry	10	7/25/2014
Potassium	1100	35		mg/Kg-dry	10	7/25/2014
Selenium	ND	1.2		mg/Kg-dry	10	7/25/2014
Silver	ND	1.2		mg/Kg-dry	10	7/25/2014
Sodium	150	70		mg/Kg-dry	10	7/25/2014
Thallium	ND	1.2		mg/Kg-dry	10	7/25/2014
Vanadium	18	1.2		mg/Kg-dry	10	7/25/2014
Zinc	85	5.8		mg/Kg-dry	10	7/25/2014
Semivolatile Organic Compounds by GC/MS	SW8270C (SW3550B)				Prep Date: 7/28/2014	Analyst: MEP
Acenaphthene	ND	0.037		mg/Kg-dry	1	7/28/2014
Acenaphthylene	ND	0.037		mg/Kg-dry	1	7/28/2014
Aniline	ND	0.38		mg/Kg-dry	1	7/28/2014
Anthracene	ND	0.037		mg/Kg-dry	1	7/28/2014
Benz(a)anthracene	0.075	0.037		mg/Kg-dry	1	7/28/2014
Benzidine	ND	0.37		mg/Kg-dry	1	7/28/2014
Benzo(a)pyrene	0.064	0.037		mg/Kg-dry	1	7/28/2014
Benzo(b)fluoranthene	0.072	0.037		mg/Kg-dry	1	7/28/2014
Benzo(g,h,i)perylene	0.043	0.037		mg/Kg-dry	1	7/28/2014
Benzo(k)fluoranthene	0.059	0.037		mg/Kg-dry	1	7/28/2014
Benzoic acid	ND	0.94		mg/Kg-dry	1	7/28/2014
Benzyl alcohol	ND	0.19		mg/Kg-dry	1	7/28/2014

Qualifiers:
 ND - Not Detected at the Reporting Limit
 J - Analyte detected below quantitation limits
 B - Analyte detected in the associated Method Blank
 HT - Sample received past holding time
 * - Non-accredited parameter

RL - Reporting / Quantitation Limit for the analysis
 S - Spike Recovery outside accepted recovery limits
 R - RPD outside accepted recovery limits
 E - Value above quantitation range
 H - Holding time exceeded

STAT Analysis Corporation

2242 West Harrison St., Suite 200, Chicago, IL 60612-3766

Tel: (312) 733-0551 Fax: (312) 733-2386 STATinfo@STATAnalysis.com

Accreditations: IEPA ELAP 100445; ORELAP IL300001; AIHA-LAP, LLC 101160; NVLAP LabCode 101202-0

Date Reported: August 05, 2014

ANALYTICAL RESULTS

Date Printed: August 05, 2014

Client: Tetra Tech EM Inc.
 Work Order: 14070878 Revision 0
 Project: TPMHC, Tinley Park
 Lab ID: 14070878-048

Client Sample ID: SF-SB-6-0104
 Collection Date: 7/22/2014 8:43:00 AM
 Matrix: Soil

Analyses	Result	RL	Qualifier	Units	DF	Date Analyzed
Semivolatile Organic Compounds by GC/MS						
					Prep Date: 7/28/2014	Analyst: MEP
Bis(2-chloroethoxy)methane	ND	0.19		mg/Kg-dry	1	7/28/2014
Bis(2-chloroethyl)ether	ND	0.19		mg/Kg-dry	1	7/28/2014
Bis(2-ethylhexyl)phthalate	ND	0.94		mg/Kg-dry	1	7/28/2014
4-Bromophenyl phenyl ether	ND	0.19		mg/Kg-dry	1	7/28/2014
Butyl benzyl phthalate	ND	0.19		mg/Kg-dry	1	7/28/2014
Carbazole	ND	0.19		mg/Kg-dry	1	7/28/2014
4-Chloroaniline	ND	0.19		mg/Kg-dry	1	7/28/2014
4-Chloro-3-methylphenol	ND	0.37		mg/Kg-dry	1	7/28/2014
2-Chloronaphthalene	ND	0.19		mg/Kg-dry	1	7/28/2014
2-Chlorophenol	ND	0.19		mg/Kg-dry	1	7/28/2014
4-Chlorophenyl phenyl ether	ND	0.19		mg/Kg-dry	1	7/28/2014
Chrysene	0.091	0.037		mg/Kg-dry	1	7/28/2014
Dibenz(a,h)anthracene	ND	0.037		mg/Kg-dry	1	7/28/2014
Dibenzofuran	ND	0.19		mg/Kg-dry	1	7/28/2014
1,2-Dichlorobenzene	ND	0.19		mg/Kg-dry	1	7/28/2014
1,3-Dichlorobenzene	ND	0.19		mg/Kg-dry	1	7/28/2014
1,4-Dichlorobenzene	ND	0.19		mg/Kg-dry	1	7/28/2014
3,3'-Dichlorobenzidine	ND	0.19		mg/Kg-dry	1	7/28/2014
2,4-Dichlorophenol	ND	0.19		mg/Kg-dry	1	7/28/2014
Diethyl phthalate	ND	0.19		mg/Kg-dry	1	7/28/2014
2,4-Dimethylphenol	ND	0.19		mg/Kg-dry	1	7/28/2014
Dimethyl phthalate	ND	0.19		mg/Kg-dry	1	7/28/2014
4,6-Dinitro-2-methylphenol	ND	0.37		mg/Kg-dry	1	7/28/2014
2,4-Dinitrophenol	ND	0.94		mg/Kg-dry	1	7/28/2014
2,4-Dinitrotoluene	ND	0.037		mg/Kg-dry	1	7/28/2014
2,6-Dinitrotoluene	ND	0.037		mg/Kg-dry	1	7/28/2014
Di-n-butyl phthalate	ND	0.19		mg/Kg-dry	1	7/28/2014
Di-n-octyl phthalate	ND	0.19		mg/Kg-dry	1	7/28/2014
Fluoranthene	0.17	0.037		mg/Kg-dry	1	7/28/2014
Fluorene	ND	0.037		mg/Kg-dry	1	7/28/2014
Hexachlorobenzene	ND	0.19		mg/Kg-dry	1	7/28/2014
Hexachlorobutadiene	ND	0.19		mg/Kg-dry	1	7/28/2014
Hexachlorocyclopentadiene	ND	0.19		mg/Kg-dry	1	7/28/2014
Hexachloroethane	ND	0.19		mg/Kg-dry	1	7/28/2014
Indeno(1,2,3-cd)pyrene	0.040	0.037		mg/Kg-dry	1	7/28/2014
Isophorone	ND	0.19		mg/Kg-dry	1	7/28/2014
2-Methylnaphthalene	ND	0.19		mg/Kg-dry	1	7/28/2014
2-Methylphenol	ND	0.19		mg/Kg-dry	1	7/28/2014

Qualifiers: ND - Not Detected at the Reporting Limit
 J - Analyte detected below quantitation limits
 B - Analyte detected in the associated Method Blank
 HT - Sample received past holding time
 * - Non-accredited parameter

RL - Reporting / Quantitation Limit for the analysis
 S - Spike Recovery outside accepted recovery limits
 R - RPD outside accepted recovery limits
 E - Value above quantitation range
 H - Holding time exceeded

STAT Analysis Corporation

2242 West Harrison St., Suite 200, Chicago, IL 60612-3766

Tel: (312) 733-0551 Fax: (312) 733-2386 STATinfo@STATAnalysis.com

Accreditations: IEPA ELAP 100445; ORELAP IL300001; AIHA-LAP, LLC 101160; NVLAP LabCode 101202-0

Date Reported: August 05, 2014

ANALYTICAL RESULTS

Date Printed: August 05, 2014

Client: Tetra Tech EM Inc.
 Work Order: 14070878 Revision 0
 Project: TPMHC, Tinley Park
 Lab ID: 14070878-048

Client Sample ID: SF-SB-6-0104
 Collection Date: 7/22/2014 8:43:00 AM
 Matrix: Soil

Analyses	Result	RL	Qualifier	Units	DF	Date Analyzed
Semivolatile Organic Compounds by GC/MS		SW8270C (SW3550B)		Prep Date: 7/28/2014		Analyst: MEP
4-Methylphenol	ND	0.19		mg/Kg-dry	1	7/28/2014
Naphthalene	ND	0.037		mg/Kg-dry	1	7/28/2014
2-Nitroaniline	ND	0.19		mg/Kg-dry	1	7/28/2014
3-Nitroaniline	ND	0.19		mg/Kg-dry	1	7/28/2014
4-Nitroaniline	ND	0.19		mg/Kg-dry	1	7/28/2014
2-Nitrophenol	ND	0.19		mg/Kg-dry	1	7/28/2014
4-Nitrophenol	ND	0.37		mg/Kg-dry	1	7/28/2014
Nitrobenzene	ND	0.037		mg/Kg-dry	1	7/28/2014
N-Nitrosodi-n-propylamine	ND	0.037		mg/Kg-dry	1	7/28/2014
N-Nitrosodimethylamine	ND	0.19		mg/Kg-dry	1	7/28/2014
N-Nitrosodiphenylamine	ND	0.037		mg/Kg-dry	1	7/28/2014
2, 2'-oxybis(1-Chloropropane)	ND	0.19		mg/Kg-dry	1	7/28/2014
Pentachlorophenol	ND	0.076		mg/Kg-dry	1	7/28/2014
Phenanthrene	0.071	0.037		mg/Kg-dry	1	7/28/2014
Phenol	ND	0.19		mg/Kg-dry	1	7/28/2014
Pyrene	0.14	0.037		mg/Kg-dry	1	7/28/2014
Pyridine	ND	0.76		mg/Kg-dry	1	7/28/2014
1,2,4-Trichlorobenzene	ND	0.19		mg/Kg-dry	1	7/28/2014
2,4,5-Trichlorophenol	ND	0.19		mg/Kg-dry	1	7/28/2014
2,4,6-Trichlorophenol	ND	0.19		mg/Kg-dry	1	7/28/2014
Volatile Organic Compounds by GC/MS		SW5035/8260B		Prep Date: 7/24/2014		Analyst: PS
Acetone	ND	0.070		mg/Kg-dry	1	7/31/2014
Benzene	ND	0.0047		mg/Kg-dry	1	7/31/2014
Bromodichloromethane	ND	0.0047		mg/Kg-dry	1	7/31/2014
Bromoform	ND	0.0047		mg/Kg-dry	1	7/31/2014
Bromomethane	ND	0.0094		mg/Kg-dry	1	7/31/2014
2-Butanone	ND	0.070		mg/Kg-dry	1	7/31/2014
Carbon disulfide	ND	0.047		mg/Kg-dry	1	7/31/2014
Carbon tetrachloride	ND	0.0047		mg/Kg-dry	1	7/31/2014
Chlorobenzene	ND	0.0047		mg/Kg-dry	1	7/31/2014
Chloroethane	ND	0.0094		mg/Kg-dry	1	7/31/2014
Chloroform	ND	0.0047		mg/Kg-dry	1	7/31/2014
Chloromethane	ND	0.0094		mg/Kg-dry	1	7/31/2014
Dibromochloromethane	ND	0.0047		mg/Kg-dry	1	7/31/2014
1,1-Dichloroethane	ND	0.0047		mg/Kg-dry	1	7/31/2014
1,2-Dichloroethane	ND	0.0047		mg/Kg-dry	1	7/31/2014
1,1-Dichloroethene	ND	0.0047		mg/Kg-dry	1	7/31/2014
cis-1,2-Dichloroethene	ND	0.0047		mg/Kg-dry	1	7/31/2014

Qualifiers: ND - Not Detected at the Reporting Limit
 J - Analyte detected below quantitation limits
 B - Analyte detected in the associated Method Blank
 HT - Sample received past holding time
 * - Non-accredited parameter

RL - Reporting / Quantitation Limit for the analysis
 S - Spike Recovery outside accepted recovery limits
 R - RPD outside accepted recovery limits
 E - Value above quantitation range
 H - Holding time exceeded

STAT Analysis Corporation

2242 West Harrison St., Suite 200, Chicago, IL 60612-3766

Tel: (312) 733-0551 Fax: (312) 733-2386 STATinfo@STATAnalysis.com

Accreditations: IEPA ELAP 100445; ORELAP IL300001; AIHA-LAP, LLC 101160; NVLAP LabCode 101202-0

Date Reported: August 05, 2014

ANALYTICAL RESULTS

Date Printed: August 05, 2014

Client: Tetra Tech EM Inc.
 Work Order: 14070878 Revision 0
 Project: TPMHC, Tinley Park
 Lab ID: 14070878-048

Client Sample ID: SF-SB-6-0104
 Collection Date: 7/22/2014 8:43:00 AM
 Matrix: Soil

Analyses	Result	RL	Qualifier	Units	DF	Date Analyzed
Volatile Organic Compounds by GC/MS	SW5035/8260B		Prep Date: 7/24/2014		Analyst: PS	
trans-1,2-Dichloroethene	ND	0.0047		mg/Kg-dry	1	7/31/2014
1,2-Dichloropropane	ND	0.0047		mg/Kg-dry	1	7/31/2014
cis-1,3-Dichloropropene	ND	0.0019		mg/Kg-dry	1	7/31/2014
trans-1,3-Dichloropropene	ND	0.0019		mg/Kg-dry	1	7/31/2014
Ethylbenzene	ND	0.0047		mg/Kg-dry	1	7/31/2014
2-Hexanone	ND	0.019		mg/Kg-dry	1	7/31/2014
4-Methyl-2-pentanone	ND	0.019		mg/Kg-dry	1	7/31/2014
Methylene chloride	ND	0.0094		mg/Kg-dry	1	7/31/2014
Methyl tert-butyl ether	ND	0.0047		mg/Kg-dry	1	7/31/2014
Styrene	ND	0.0047		mg/Kg-dry	1	7/31/2014
1,1,2,2-Tetrachloroethane	ND	0.0047		mg/Kg-dry	1	7/31/2014
Tetrachloroethene	ND	0.0047		mg/Kg-dry	1	7/31/2014
Toluene	ND	0.0047		mg/Kg-dry	1	7/31/2014
1,1,1-Trichloroethane	ND	0.0047		mg/Kg-dry	1	7/31/2014
1,1,2-Trichloroethane	ND	0.0047		mg/Kg-dry	1	7/31/2014
Trichloroethene	ND	0.0047		mg/Kg-dry	1	7/31/2014
Vinyl chloride	ND	0.0047		mg/Kg-dry	1	7/31/2014
Xylenes, Total	ND	0.014		mg/Kg-dry	1	7/31/2014
Cyanide, Total	SW9012A		Prep Date: 7/24/2014		Analyst: YZ	
Cyanide	ND	0.29		mg/Kg-dry	1	7/25/2014
pH (25 °C)	SW9045C		Prep Date: 7/30/2014		Analyst: RW	
pH	8.3			pH Units	1	7/30/2014
Percent Moisture	D2974		Prep Date: 7/24/2014		Analyst: RW	
Percent Moisture	12.4	0.2	*	wt%	1	7/25/2014

Qualifiers: ND - Not Detected at the Reporting Limit
 J - Analyte detected below quantitation limits
 B - Analyte detected in the associated Method Blank
 HT - Sample received past holding time
 * - Non-accredited parameter

RL - Reporting / Quantitation Limit for the analysis
 S - Spike Recovery outside accepted recovery limits
 R - RPD outside accepted recovery limits
 E - Value above quantitation range
 H - Holding time exceeded

STAT Analysis Corporation

2242 West Harrison St., Suite 200, Chicago, IL 60612-3766

Tel: (312) 733-0551 Fax: (312) 733-2386 STATinfo@STATAnalysis.com

Accreditations: IEPA ELAP 100445; ORELAP IL300001; AIHA-LAP, LLC 101160; NVLAP LabCode 101202-0

Date Reported: August 05, 2014

ANALYTICAL RESULTS

Date Printed: August 05, 2014

Client: Tetra Tech EM Inc.
 Work Order: 14070878 Revision 0
 Project: TPMHC, Tinley Park
 Lab ID: 14070878-049

Client Sample ID: SF-SB-6-0104-D
 Collection Date: 7/22/2014 8:43:00 AM
 Matrix: Soil

Analyses	Result	RL	Qualifier	Units	DF	Date Analyzed
Mercury	SW7471A				Prep Date: 7/28/2014	Analyst: LB
Mercury	0.030	0.024		mg/Kg-dry	1	7/28/2014
Metals by ICP/MS	SW6020 (SW3050B)				Prep Date: 7/25/2014	Analyst: JG
Aluminum	10000	260		mg/Kg-dry	100	7/25/2014
Antimony	ND	2.6		mg/Kg-dry	10	7/25/2014
Arsenic	6.5	1.3		mg/Kg-dry	10	7/25/2014
Barium	110	1.3		mg/Kg-dry	10	7/25/2014
Beryllium	ND	0.65		mg/Kg-dry	10	7/25/2014
Cadmium	ND	0.65		mg/Kg-dry	10	7/25/2014
Calcium	87000	780		mg/Kg-dry	100	7/25/2014
Chromium	16	1.3		mg/Kg-dry	10	7/25/2014
Cobalt	6.9	1.3		mg/Kg-dry	10	7/25/2014
Copper	19	3.2		mg/Kg-dry	10	7/25/2014
Iron	18000	390		mg/Kg-dry	100	7/25/2014
Lead	39	0.65		mg/Kg-dry	10	7/25/2014
Magnesium	44000	39		mg/Kg-dry	10	7/25/2014
Manganese	340	1.3		mg/Kg-dry	10	7/25/2014
Nickel	20	1.3		mg/Kg-dry	10	7/25/2014
Potassium	1400	39		mg/Kg-dry	10	7/25/2014
Selenium	ND	1.3		mg/Kg-dry	10	7/25/2014
Silver	ND	1.3		mg/Kg-dry	10	7/25/2014
Sodium	110	78		mg/Kg-dry	10	7/25/2014
Thallium	ND	1.3		mg/Kg-dry	10	7/25/2014
Vanadium	20	1.3		mg/Kg-dry	10	7/25/2014
Zinc	57	6.5		mg/Kg-dry	10	7/25/2014
Semivolatile Organic Compounds by GC/MS	SW8270C (SW3550B)				Prep Date: 7/28/2014	Analyst: MEP
Acenaphthene	ND	0.41		mg/Kg-dry	1	7/28/2014
Acenaphthylene	ND	0.41		mg/Kg-dry	1	7/28/2014
Aniline	ND	4.1		mg/Kg-dry	1	7/28/2014
Anthracene	ND	0.41		mg/Kg-dry	1	7/28/2014
Benz(a)anthracene	0.42	0.41		mg/Kg-dry	1	7/28/2014
Benzidine	ND	4.1		mg/Kg-dry	1	7/28/2014
Benzo(a)pyrene	0.42	0.41		mg/Kg-dry	1	7/28/2014
Benzo(b)fluoranthene	0.47	0.41		mg/Kg-dry	1	7/28/2014
Benzo(g,h,i)perylene	ND	0.41		mg/Kg-dry	1	7/28/2014
Benzo(k)fluoranthene	ND	0.41		mg/Kg-dry	1	7/28/2014
Benzoic acid	ND	10		mg/Kg-dry	1	7/28/2014
Benzyl alcohol	ND	2.1		mg/Kg-dry	1	7/28/2014

Qualifiers: ND - Not Detected at the Reporting Limit
 J - Analyte detected below quantitation limits
 B - Analyte detected in the associated Method Blank
 HT - Sample received past holding time
 * - Non-accredited parameter

RL - Reporting / Quantitation Limit for the analysis
 S - Spike Recovery outside accepted recovery limits
 R - RPD outside accepted recovery limits
 E - Value above quantitation range
 H - Holding time exceeded

STAT Analysis Corporation

2242 West Harrison St., Suite 200, Chicago, IL 60612-3766

Tel: (312) 733-0551 Fax: (312) 733-2386 STATinfo@STATAnalysis.com

Accreditations: IEPA ELAP 100445; ORELAP IL300001; AIHA-LAP, LLC 101160; NVLAP LabCode 101202-0

Date Reported: August 05, 2014

ANALYTICAL RESULTS

Date Printed: August 05, 2014

Client: Tetra Tech EM Inc.
 Work Order: 14070878 Revision 0
 Project: TPMHC, Tinley Park
 Lab ID: 14070878-049

Client Sample ID: SF-SB-6-0104-D
 Collection Date: 7/22/2014 8:43:00 AM
 Matrix: Soil

Analyses	Result	RL	Qualifier	Units	DF	Date Analyzed
Semivolatile Organic Compounds by GC/MS						
					Prep Date: 7/28/2014	Analyst: MEP
Bis(2-chloroethoxy)methane	ND	2.1		mg/Kg-dry	1	7/28/2014
Bis(2-chloroethyl)ether	ND	2.1		mg/Kg-dry	1	7/28/2014
Bis(2-ethylhexyl)phthalate	ND	10		mg/Kg-dry	1	7/28/2014
4-Bromophenyl phenyl ether	ND	2.1		mg/Kg-dry	1	7/28/2014
Butyl benzyl phthalate	ND	2.1		mg/Kg-dry	1	7/28/2014
Carbazole	ND	2.1		mg/Kg-dry	1	7/28/2014
4-Chloroaniline	ND	2.1		mg/Kg-dry	1	7/28/2014
4-Chloro-3-methylphenol	ND	4.1		mg/Kg-dry	1	7/28/2014
2-Chloronaphthalene	ND	2.1		mg/Kg-dry	1	7/28/2014
2-Chlorophenol	ND	2.1		mg/Kg-dry	1	7/28/2014
4-Chlorophenyl phenyl ether	ND	2.1		mg/Kg-dry	1	7/28/2014
Chrysene	0.56	0.41		mg/Kg-dry	1	7/28/2014
Dibenz(a,h)anthracene	ND	0.41		mg/Kg-dry	1	7/28/2014
Dibenzofuran	ND	2.1		mg/Kg-dry	1	7/28/2014
1,2-Dichlorobenzene	ND	2.1		mg/Kg-dry	1	7/28/2014
1,3-Dichlorobenzene	ND	2.1		mg/Kg-dry	1	7/28/2014
1,4-Dichlorobenzene	ND	2.1		mg/Kg-dry	1	7/28/2014
3,3'-Dichlorobenzidine	ND	2.1		mg/Kg-dry	1	7/28/2014
2,4-Dichlorophenol	ND	2.1		mg/Kg-dry	1	7/28/2014
Diethyl phthalate	ND	2.1		mg/Kg-dry	1	7/28/2014
2,4-Dimethylphenol	ND	2.1		mg/Kg-dry	1	7/28/2014
Dimethyl phthalate	ND	2.1		mg/Kg-dry	1	7/28/2014
4,6-Dinitro-2-methylphenol	ND	4.1		mg/Kg-dry	1	7/28/2014
2,4-Dinitrophenol	ND	10		mg/Kg-dry	1	7/28/2014
2,4-Dinitrotoluene	ND	0.41		mg/Kg-dry	1	7/28/2014
2,6-Dinitrotoluene	ND	0.41		mg/Kg-dry	1	7/28/2014
Di-n-butyl phthalate	ND	2.1		mg/Kg-dry	1	7/28/2014
Di-n-octyl phthalate	ND	2.1		mg/Kg-dry	1	7/28/2014
Fluoranthene	1.0	0.41		mg/Kg-dry	1	7/28/2014
Fluorene	ND	0.41		mg/Kg-dry	1	7/28/2014
Hexachlorobenzene	ND	2.1		mg/Kg-dry	1	7/28/2014
Hexachlorobutadiene	ND	2.1		mg/Kg-dry	1	7/28/2014
Hexachlorocyclopentadiene	ND	2.1		mg/Kg-dry	1	7/28/2014
Hexachloroethane	ND	2.1		mg/Kg-dry	1	7/28/2014
Indeno(1,2,3-cd)pyrene	ND	0.41		mg/Kg-dry	1	7/28/2014
Isophorone	ND	2.1		mg/Kg-dry	1	7/28/2014
2-Methylnaphthalene	ND	2.1		mg/Kg-dry	1	7/28/2014
2-Methylphenol	ND	2.1		mg/Kg-dry	1	7/28/2014

Qualifiers: ND - Not Detected at the Reporting Limit
 J - Analyte detected below quantitation limits
 B - Analyte detected in the associated Method Blank
 HT - Sample received past holding time
 * - Non-accredited parameter

RL - Reporting / Quantitation Limit for the analysis
 S - Spike Recovery outside accepted recovery limits
 R - RPD outside accepted recovery limits
 E - Value above quantitation range
 H - Holding time exceeded

STAT Analysis Corporation

2242 West Harrison St., Suite 200, Chicago, IL 60612-3766

Tel: (312) 733-0551 Fax: (312) 733-2386 STATinfo@STATAnalysis.com

Accreditations: IEPA ELAP 100445; ORELAP IL300001; AIHA-LAP, LLC 101160; NVLAP LabCode 101202-0

Date Reported: August 05, 2014

ANALYTICAL RESULTS

Date Printed: August 05, 2014

Client: Tetra Tech EM Inc.
 Work Order: 14070878 Revision 0
 Project: TPMHC, Tinley Park
 Lab ID: 14070878-049

Client Sample ID: SF-SB-6-0104-D
 Collection Date: 7/22/2014 8:43:00 AM
 Matrix: Soil

Analyses	Result	RL	Qualifier	Units	DF	Date Analyzed
Semivolatile Organic Compounds by GC/MS		SW8270C (SW3550B)		Prep Date: 7/28/2014		Analyst: MEP
4-Methylphenol	ND	2.1		mg/Kg-dry	1	7/28/2014
Naphthalene	ND	0.41		mg/Kg-dry	1	7/28/2014
2-Nitroaniline	ND	2.1		mg/Kg-dry	1	7/28/2014
3-Nitroaniline	ND	2.1		mg/Kg-dry	1	7/28/2014
4-Nitroaniline	ND	2.1		mg/Kg-dry	1	7/28/2014
2-Nitrophenol	ND	2.1		mg/Kg-dry	1	7/28/2014
4-Nitrophenol	ND	4.1		mg/Kg-dry	1	7/28/2014
Nitrobenzene	ND	0.41		mg/Kg-dry	1	7/28/2014
N-Nitrosodi-n-propylamine	ND	0.41		mg/Kg-dry	1	7/28/2014
N-Nitrosodimethylamine	ND	2.1		mg/Kg-dry	1	7/28/2014
N-Nitrosodiphenylamine	ND	0.41		mg/Kg-dry	1	7/28/2014
2, 2'-oxybis(1-Chloropropane)	ND	2.1		mg/Kg-dry	1	7/28/2014
Pentachlorophenol	ND	0.83		mg/Kg-dry	1	7/28/2014
Phenanthrene	0.45	0.41		mg/Kg-dry	1	7/28/2014
Phenol	ND	2.1		mg/Kg-dry	1	7/28/2014
Pyrene	0.86	0.41		mg/Kg-dry	1	7/28/2014
Pyridine	ND	8.3		mg/Kg-dry	1	7/28/2014
1,2,4-Trichlorobenzene	ND	2.1		mg/Kg-dry	1	7/28/2014
2,4,5-Trichlorophenol	ND	2.1		mg/Kg-dry	1	7/28/2014
2,4,6-Trichlorophenol	ND	2.1		mg/Kg-dry	1	7/28/2014
Volatile Organic Compounds by GC/MS		SW5035/8260B		Prep Date: 7/24/2014		Analyst: PS
Acetone	ND	0.073		mg/Kg-dry	1	7/31/2014
Benzene	ND	0.0048		mg/Kg-dry	1	7/31/2014
Bromodichloromethane	ND	0.0048		mg/Kg-dry	1	7/31/2014
Bromoform	ND	0.0048		mg/Kg-dry	1	7/31/2014
Bromomethane	ND	0.0097		mg/Kg-dry	1	7/31/2014
2-Butanone	ND	0.073		mg/Kg-dry	1	7/31/2014
Carbon disulfide	ND	0.048		mg/Kg-dry	1	7/31/2014
Carbon tetrachloride	ND	0.0048		mg/Kg-dry	1	7/31/2014
Chlorobenzene	ND	0.0048		mg/Kg-dry	1	7/31/2014
Chloroethane	ND	0.0097		mg/Kg-dry	1	7/31/2014
Chloroform	ND	0.0048		mg/Kg-dry	1	7/31/2014
Chloromethane	ND	0.0097		mg/Kg-dry	1	7/31/2014
Dibromochloromethane	ND	0.0048		mg/Kg-dry	1	7/31/2014
1,1-Dichloroethane	ND	0.0048		mg/Kg-dry	1	7/31/2014
1,2-Dichloroethane	ND	0.0048		mg/Kg-dry	1	7/31/2014
1,1-Dichloroethene	ND	0.0048		mg/Kg-dry	1	7/31/2014
cis-1,2-Dichloroethene	ND	0.0048		mg/Kg-dry	1	7/31/2014

Qualifiers: ND - Not Detected at the Reporting Limit
 J - Analyte detected below quantitation limits
 B - Analyte detected in the associated Method Blank
 HT - Sample received past holding time
 * - Non-accredited parameter

RL - Reporting / Quantitation Limit for the analysis
 S - Spike Recovery outside accepted recovery limits
 R - RPD outside accepted recovery limits
 E - Value above quantitation range
 H - Holding time exceeded

STAT Analysis Corporation

2242 West Harrison St., Suite 200, Chicago, IL 60612-3766

Tel: (312) 733-0551 Fax: (312) 733-2386 STATinfo@STATAnalysis.com

Accreditations: IEPA ELAP 100445; ORELAP IL300001; AIHA-LAP, LLC 101160; NVLAP LabCode 101202-0

Date Reported: August 05, 2014

ANALYTICAL RESULTS

Date Printed: August 05, 2014

Client: Tetra Tech EM Inc.
 Work Order: 14070878 Revision 0
 Project: TPMHC, Tinley Park
 Lab ID: 14070878-049

Client Sample ID: SF-SB-6-0104-D
 Collection Date: 7/22/2014 8:43:00 AM
 Matrix: Soil

Analyses	Result	RL	Qualifier	Units	DF	Date Analyzed
Volatile Organic Compounds by GC/MS	SW5035/8260B		Prep Date: 7/24/2014		Analyst: PS	
trans-1,2-Dichloroethene	ND	0.0048		mg/Kg-dry	1	7/31/2014
1,2-Dichloropropane	ND	0.0048		mg/Kg-dry	1	7/31/2014
cis-1,3-Dichloropropene	ND	0.0019		mg/Kg-dry	1	7/31/2014
trans-1,3-Dichloropropene	ND	0.0019		mg/Kg-dry	1	7/31/2014
Ethylbenzene	ND	0.0048		mg/Kg-dry	1	7/31/2014
2-Hexanone	ND	0.019		mg/Kg-dry	1	7/31/2014
4-Methyl-2-pentanone	ND	0.019		mg/Kg-dry	1	7/31/2014
Methylene chloride	ND	0.0097		mg/Kg-dry	1	7/31/2014
Methyl tert-butyl ether	ND	0.0048		mg/Kg-dry	1	7/31/2014
Styrene	ND	0.0048		mg/Kg-dry	1	7/31/2014
1,1,2,2-Tetrachloroethane	ND	0.0048		mg/Kg-dry	1	7/31/2014
Tetrachloroethene	ND	0.0048		mg/Kg-dry	1	7/31/2014
Toluene	ND	0.0048		mg/Kg-dry	1	7/31/2014
1,1,1-Trichloroethane	ND	0.0048		mg/Kg-dry	1	7/31/2014
1,1,2-Trichloroethane	ND	0.0048		mg/Kg-dry	1	7/31/2014
Trichloroethene	ND	0.0048		mg/Kg-dry	1	7/31/2014
Vinyl chloride	ND	0.0048		mg/Kg-dry	1	7/31/2014
Xylenes, Total	ND	0.015		mg/Kg-dry	1	7/31/2014
Cyanide, Total	SW9012A		Prep Date: 7/24/2014		Analyst: YZ	
Cyanide	ND	0.31		mg/Kg-dry	1	7/25/2014
pH (25 °C)	SW9045C		Prep Date: 7/30/2014		Analyst: RW	
pH	8.2			pH Units	1	7/30/2014
Percent Moisture	D2974		Prep Date: 7/24/2014		Analyst: RW	
Percent Moisture	19.7	0.2	*	wt%	1	7/25/2014

Qualifiers: ND - Not Detected at the Reporting Limit
 J - Analyte detected below quantitation limits
 B - Analyte detected in the associated Method Blank
 HT - Sample received past holding time
 * - Non-accredited parameter

RL - Reporting / Quantitation Limit for the analysis
 S - Spike Recovery outside accepted recovery limits
 R - RPD outside accepted recovery limits
 E - Value above quantitation range
 H - Holding time exceeded

STAT Analysis Corporation

2242 West Harrison St., Suite 200, Chicago, IL 60612-3766

Tel: (312) 733-0551 Fax: (312) 733-2386 STATinfo@STATAnalysis.com

Accreditations: IEPA ELAP 100445; ORELAP IL300001; AIHA-LAP, LLC 101160; NVLAP LabCode 101202-0

Date Reported: August 05, 2014

ANALYTICAL RESULTS

Date Printed: August 05, 2014

Client: Tetra Tech EM Inc.
 Work Order: 14070878 Revision 0
 Project: TPMHC, Tinley Park
 Lab ID: 14070878-050

Client Sample ID: SF-SB-5-0003
 Collection Date: 7/22/2014 9:14:00 AM
 Matrix: Soil

Analyses	Result	RL	Qualifier	Units	DF	Date Analyzed
Mercury	SW7471A				Prep Date: 7/28/2014	Analyst: LB
Mercury	0.045	0.022		mg/Kg-dry	1	7/28/2014
Metals by ICP/MS	SW6020 (SW3050B)				Prep Date: 7/25/2014	Analyst: JG
Aluminum	11000	250		mg/Kg-dry	100	7/25/2014
Antimony	ND	2.5		mg/Kg-dry	10	7/25/2014
Arsenic	8.9	1.3		mg/Kg-dry	10	7/25/2014
Barium	96	1.3		mg/Kg-dry	10	7/25/2014
Beryllium	ND	0.63		mg/Kg-dry	10	7/25/2014
Cadmium	ND	0.63		mg/Kg-dry	10	7/25/2014
Calcium	52000	750		mg/Kg-dry	100	7/25/2014
Chromium	23	1.3		mg/Kg-dry	10	7/25/2014
Cobalt	10	1.3		mg/Kg-dry	10	7/25/2014
Copper	27	3.1		mg/Kg-dry	10	7/25/2014
Iron	23000	380		mg/Kg-dry	100	7/25/2014
Lead	43	0.63		mg/Kg-dry	10	7/25/2014
Magnesium	27000	38		mg/Kg-dry	10	7/25/2014
Manganese	400	1.3		mg/Kg-dry	10	7/25/2014
Nickel	27	1.3		mg/Kg-dry	10	7/25/2014
Potassium	1800	38		mg/Kg-dry	10	7/25/2014
Selenium	ND	1.3		mg/Kg-dry	10	7/25/2014
Silver	ND	1.3		mg/Kg-dry	10	7/25/2014
Sodium	80	75		mg/Kg-dry	10	7/25/2014
Thallium	ND	1.3		mg/Kg-dry	10	7/25/2014
Vanadium	24	1.3		mg/Kg-dry	10	7/25/2014
Zinc	86	6.3		mg/Kg-dry	10	7/25/2014
Semivolatile Organic Compounds by GC/MS	SW8270C (SW3550B)				Prep Date: 7/28/2014	Analyst: MEP
Acenaphthene	ND	0.039		mg/Kg-dry	1	7/29/2014
Acenaphthylene	ND	0.039		mg/Kg-dry	1	7/29/2014
Aniline	ND	0.39		mg/Kg-dry	1	7/29/2014
Anthracene	0.088	0.039		mg/Kg-dry	1	7/29/2014
Benz(a)anthracene	0.31	0.039		mg/Kg-dry	1	7/29/2014
Benzidine	ND	0.39		mg/Kg-dry	1	7/29/2014
Benzo(a)pyrene	0.14	0.039		mg/Kg-dry	1	7/29/2014
Benzo(b)fluoranthene	0.17	0.039		mg/Kg-dry	1	7/29/2014
Benzo(g,h,i)perylene	0.074	0.039		mg/Kg-dry	1	7/29/2014
Benzo(k)fluoranthene	0.15	0.039		mg/Kg-dry	1	7/29/2014
Benzoic acid	ND	0.98		mg/Kg-dry	1	7/29/2014
Benzyl alcohol	ND	0.20		mg/Kg-dry	1	7/29/2014

Qualifiers: ND - Not Detected at the Reporting Limit
 J - Analyte detected below quantitation limits
 B - Analyte detected in the associated Method Blank
 HT - Sample received past holding time
 * - Non-accredited parameter

RL - Reporting / Quantitation Limit for the analysis
 S - Spike Recovery outside accepted recovery limits
 R - RPD outside accepted recovery limits
 E - Value above quantitation range
 H - Holding time exceeded

STAT Analysis Corporation

2242 West Harrison St., Suite 200, Chicago, IL 60612-3766

Tel: (312) 733-0551 Fax: (312) 733-2386 STATinfo@STATAnalysis.com

Accreditations: IEPA ELAP 100445; ORELAP IL300001; AIHA-LAP, LLC 101160; NVLAP LabCode 101202-0

Date Reported: August 05, 2014

ANALYTICAL RESULTS

Date Printed: August 05, 2014

Client: Tetra Tech EM Inc.
 Work Order: 14070878 Revision 0
 Project: TPMHC, Tinley Park
 Lab ID: 14070878-050

Client Sample ID: SF-SB-5-0003
 Collection Date: 7/22/2014 9:14:00 AM
 Matrix: Soil

Analyses	Result	RL	Qualifier	Units	DF	Date Analyzed
Semivolatile Organic Compounds by GC/MS	SW8270C (SW3550B)		Prep Date: 7/28/2014		Analyst: MEP	
Bis(2-chloroethoxy)methane	ND	0.20		mg/Kg-dry	1	7/29/2014
Bis(2-chloroethyl)ether	ND	0.20		mg/Kg-dry	1	7/29/2014
Bis(2-ethylhexyl)phthalate	ND	0.98		mg/Kg-dry	1	7/29/2014
4-Bromophenyl phenyl ether	ND	0.20		mg/Kg-dry	1	7/29/2014
Butyl benzyl phthalate	ND	0.20		mg/Kg-dry	1	7/29/2014
Carbazole	ND	0.20		mg/Kg-dry	1	7/29/2014
4-Chloroaniline	ND	0.20		mg/Kg-dry	1	7/29/2014
4-Chloro-3-methylphenol	ND	0.39		mg/Kg-dry	1	7/29/2014
2-Chloronaphthalene	ND	0.20		mg/Kg-dry	1	7/29/2014
2-Chlorophenol	ND	0.20		mg/Kg-dry	1	7/29/2014
4-Chlorophenyl phenyl ether	ND	0.20		mg/Kg-dry	1	7/29/2014
Chrysene	0.31	0.039		mg/Kg-dry	1	7/29/2014
Dibenz(a,h)anthracene	0.055	0.039		mg/Kg-dry	1	7/29/2014
Dibenzofuran	ND	0.20		mg/Kg-dry	1	7/29/2014
1,2-Dichlorobenzene	ND	0.20		mg/Kg-dry	1	7/29/2014
1,3-Dichlorobenzene	ND	0.20		mg/Kg-dry	1	7/29/2014
1,4-Dichlorobenzene	ND	0.20		mg/Kg-dry	1	7/29/2014
3,3'-Dichlorobenzidine	ND	0.20		mg/Kg-dry	1	7/29/2014
2,4-Dichlorophenol	ND	0.20		mg/Kg-dry	1	7/29/2014
Diethyl phthalate	ND	0.20		mg/Kg-dry	1	7/29/2014
2,4-Dimethylphenol	ND	0.20		mg/Kg-dry	1	7/29/2014
Dimethyl phthalate	ND	0.20		mg/Kg-dry	1	7/29/2014
4,6-Dinitro-2-methylphenol	ND	0.39		mg/Kg-dry	1	7/29/2014
2,4-Dinitrophenol	ND	0.98		mg/Kg-dry	1	7/29/2014
2,4-Dinitrotoluene	ND	0.039		mg/Kg-dry	1	7/29/2014
2,6-Dinitrotoluene	ND	0.039		mg/Kg-dry	1	7/29/2014
Di-n-butyl phthalate	ND	0.20		mg/Kg-dry	1	7/29/2014
Di-n-octyl phthalate	ND	0.20		mg/Kg-dry	1	7/29/2014
Fluoranthene	0.72	0.039		mg/Kg-dry	1	7/29/2014
Fluorene	ND	0.039		mg/Kg-dry	1	7/29/2014
Hexachlorobenzene	ND	0.20		mg/Kg-dry	1	7/29/2014
Hexachlorobutadiene	ND	0.20		mg/Kg-dry	1	7/29/2014
Hexachlorocyclopentadiene	ND	0.20		mg/Kg-dry	1	7/29/2014
Hexachloroethane	ND	0.20		mg/Kg-dry	1	7/29/2014
Indeno(1,2,3-cd)pyrene	0.072	0.039		mg/Kg-dry	1	7/29/2014
Isophorone	ND	0.20		mg/Kg-dry	1	7/29/2014
2-Methylnaphthalene	ND	0.20		mg/Kg-dry	1	7/29/2014
2-Methylphenol	ND	0.20		mg/Kg-dry	1	7/29/2014

Qualifiers: ND - Not Detected at the Reporting Limit
 J - Analyte detected below quantitation limits
 B - Analyte detected in the associated Method Blank
 HT - Sample received past holding time
 * - Non-accredited parameter

RL - Reporting / Quantitation Limit for the analysis
 S - Spike Recovery outside accepted recovery limits
 R - RPD outside accepted recovery limits
 E - Value above quantitation range
 H - Holding time exceeded

STAT Analysis Corporation

2242 West Harrison St., Suite 200, Chicago, IL 60612-3766

Tel: (312) 733-0551 Fax: (312) 733-2386 STATinfo@STATAnalysis.com

Accreditations: IEPA ELAP 100445; ORELAP IL300001; AIHA-LAP, LLC 101160; NVLAP LabCode 101202-0

Date Reported: August 05, 2014

ANALYTICAL RESULTS

Date Printed: August 05, 2014

Client: Tetra Tech EM Inc.
Work Order: 14070878 Revision 0
Project: TPMHC, Tinley Park
Lab ID: 14070878-050

Client Sample ID: SF-SB-5-0003
Collection Date: 7/22/2014 9:14:00 AM
Matrix: Soil

Analyses	Result	RL	Qualifier	Units	DF	Date Analyzed
Semivolatile Organic Compounds by GC/MS		SW8270C (SW3550B)		Prep Date: 7/28/2014		Analyst: MEP
4-Methylphenol	ND	0.20		mg/Kg-dry	1	7/29/2014
Naphthalene	ND	0.039		mg/Kg-dry	1	7/29/2014
2-Nitroaniline	ND	0.20		mg/Kg-dry	1	7/29/2014
3-Nitroaniline	ND	0.20		mg/Kg-dry	1	7/29/2014
4-Nitroaniline	ND	0.20		mg/Kg-dry	1	7/29/2014
2-Nitrophenol	ND	0.20		mg/Kg-dry	1	7/29/2014
4-Nitrophenol	ND	0.39		mg/Kg-dry	1	7/29/2014
Nitrobenzene	ND	0.039		mg/Kg-dry	1	7/29/2014
N-Nitrosodi-n-propylamine	ND	0.039		mg/Kg-dry	1	7/29/2014
N-Nitrosodimethylamine	ND	0.20		mg/Kg-dry	1	7/29/2014
N-Nitrosodiphenylamine	ND	0.039		mg/Kg-dry	1	7/29/2014
2, 2'-oxybis(1-Chloropropane)	ND	0.20		mg/Kg-dry	1	7/29/2014
Pentachlorophenol	ND	0.079		mg/Kg-dry	1	7/29/2014
Phenanthrene	0.31	0.039		mg/Kg-dry	1	7/29/2014
Phenol	ND	0.20		mg/Kg-dry	1	7/29/2014
Pyrene	0.56	0.039		mg/Kg-dry	1	7/29/2014
Pyridine	ND	0.79		mg/Kg-dry	1	7/29/2014
1,2,4-Trichlorobenzene	ND	0.20		mg/Kg-dry	1	7/29/2014
2,4,5-Trichlorophenol	ND	0.20		mg/Kg-dry	1	7/29/2014
2,4,6-Trichlorophenol	ND	0.20		mg/Kg-dry	1	7/29/2014
Volatile Organic Compounds by GC/MS		SW5035/8260B		Prep Date: 7/24/2014		Analyst: PS
Acetone	ND	0.075		mg/Kg-dry	1	7/31/2014
Benzene	ND	0.0050		mg/Kg-dry	1	7/31/2014
Bromodichloromethane	ND	0.0050		mg/Kg-dry	1	7/31/2014
Bromoform	ND	0.0050		mg/Kg-dry	1	7/31/2014
Bromomethane	ND	0.010		mg/Kg-dry	1	7/31/2014
2-Butanone	ND	0.075		mg/Kg-dry	1	7/31/2014
Carbon disulfide	ND	0.050		mg/Kg-dry	1	7/31/2014
Carbon tetrachloride	ND	0.0050		mg/Kg-dry	1	7/31/2014
Chlorobenzene	ND	0.0050		mg/Kg-dry	1	7/31/2014
Chloroethane	ND	0.010		mg/Kg-dry	1	7/31/2014
Chloroform	ND	0.0050		mg/Kg-dry	1	7/31/2014
Chloromethane	ND	0.010		mg/Kg-dry	1	7/31/2014
Dibromochloromethane	ND	0.0050		mg/Kg-dry	1	7/31/2014
1,1-Dichloroethane	ND	0.0050		mg/Kg-dry	1	7/31/2014
1,2-Dichloroethane	ND	0.0050		mg/Kg-dry	1	7/31/2014
1,1-Dichloroethene	ND	0.0050		mg/Kg-dry	1	7/31/2014
cis-1,2-Dichloroethene	ND	0.0050		mg/Kg-dry	1	7/31/2014

Qualifiers: ND - Not Detected at the Reporting Limit
 J - Analyte detected below quantitation limits
 B - Analyte detected in the associated Method Blank
 HT - Sample received past holding time
 * - Non-accredited parameter

RL - Reporting / Quantitation Limit for the analysis
 S - Spike Recovery outside accepted recovery limits
 R - RPD outside accepted recovery limits
 E - Value above quantitation range
 H - Holding time exceeded

STAT Analysis Corporation

2242 West Harrison St., Suite 200, Chicago, IL 60612-3766

Tel: (312) 733-0551 Fax: (312) 733-2386 STATinfo@STATAnalysis.com

Accreditations: IEPA ELAP 100445; ORELAP IL300001; AIHA-LAP, LLC 101160; NVLAP LabCode 101202-0

Date Reported: August 05, 2014

ANALYTICAL RESULTS

Date Printed: August 05, 2014

Client: Tetra Tech EM Inc.
 Work Order: 14070878 Revision 0
 Project: TPMHC, Tinley Park
 Lab ID: 14070878-050

Client Sample ID: SF-SB-5-0003
 Collection Date: 7/22/2014 9:14:00 AM
 Matrix: Soil

Analyses	Result	RL	Qualifier	Units	DF	Date Analyzed
Volatile Organic Compounds by GC/MS	SW5035/8260B		Prep Date: 7/24/2014		Analyst: PS	
trans-1,2-Dichloroethene	ND	0.0050		mg/Kg-dry	1	7/31/2014
1,2-Dichloropropane	ND	0.0050		mg/Kg-dry	1	7/31/2014
cis-1,3-Dichloropropene	ND	0.0020		mg/Kg-dry	1	7/31/2014
trans-1,3-Dichloropropene	ND	0.0020		mg/Kg-dry	1	7/31/2014
Ethylbenzene	ND	0.0050		mg/Kg-dry	1	7/31/2014
2-Hexanone	ND	0.020		mg/Kg-dry	1	7/31/2014
4-Methyl-2-pentanone	ND	0.020		mg/Kg-dry	1	7/31/2014
Methylene chloride	ND	0.010		mg/Kg-dry	1	7/31/2014
Methyl tert-butyl ether	ND	0.0050		mg/Kg-dry	1	7/31/2014
Styrene	ND	0.0050		mg/Kg-dry	1	7/31/2014
1,1,2,2-Tetrachloroethane	ND	0.0050		mg/Kg-dry	1	7/31/2014
Tetrachloroethene	ND	0.0050		mg/Kg-dry	1	7/31/2014
Toluene	ND	0.0050		mg/Kg-dry	1	7/31/2014
1,1,1-Trichloroethane	ND	0.0050		mg/Kg-dry	1	7/31/2014
1,1,2-Trichloroethane	ND	0.0050		mg/Kg-dry	1	7/31/2014
Trichloroethene	ND	0.0050		mg/Kg-dry	1	7/31/2014
Vinyl chloride	ND	0.0050		mg/Kg-dry	1	7/31/2014
Xylenes, Total	ND	0.015		mg/Kg-dry	1	7/31/2014
Cyanide, Total	SW9012A		Prep Date: 7/24/2014		Analyst: YZ	
Cyanide	ND	0.30		mg/Kg-dry	1	7/25/2014
pH (25 °C)	SW9045C		Prep Date: 7/30/2014		Analyst: RW	
pH	8.1			pH Units	1	7/30/2014
Percent Moisture	D2974		Prep Date: 7/24/2014		Analyst: RW	
Percent Moisture	15.4	0.2	*	wt%	1	7/25/2014

Qualifiers: ND - Not Detected at the Reporting Limit
 J - Analyte detected below quantitation limits
 B - Analyte detected in the associated Method Blank
 HT - Sample received past holding time
 * - Non-accredited parameter
 RL - Reporting / Quantitation Limit for the analysis
 S - Spike Recovery outside accepted recovery limits
 R - RPD outside accepted recovery limits
 E - Value above quantitation range
 H - Holding time exceeded

STAT Analysis Corporation

2242 West Harrison St., Suite 200, Chicago, IL 60612-3766

Tel: (312) 733-0551 Fax: (312) 733-2386 STATinfo@STATAnalysis.com

Accreditations: IEPA ELAP 100445; ORELAP IL300001; AIHA-LAP, LLC 101160; NVLAP LabCode 101202-0

Date Reported: August 05, 2014

ANALYTICAL RESULTS

Date Printed: August 05, 2014

Client: Tetra Tech EM Inc.
 Work Order: 14070878 Revision 0
 Project: TPMHC, Tinley Park
 Lab ID: 14070878-051

Client Sample ID: SF-SB-2-0003
 Collection Date: 7/22/2014 9:42:00 AM
 Matrix: Soil

Analyses	Result	RL	Qualifier	Units	DF	Date Analyzed
Mercury	SW7471A				Prep Date: 7/28/2014	Analyst: LB
Mercury	0.052	0.027		mg/Kg-dry	1	7/28/2014
Metals by ICP/MS	SW6020 (SW3050B)				Prep Date: 7/25/2014	Analyst: JG
Aluminum	21000	280		mg/Kg-dry	100	7/25/2014
Antimony	ND	2.8		mg/Kg-dry	10	7/28/2014
Arsenic	22	1.4		mg/Kg-dry	10	7/28/2014
Barium	410	1.4		mg/Kg-dry	10	7/28/2014
Beryllium	2.0	0.69		mg/Kg-dry	10	7/28/2014
Cadmium	0.81	0.69		mg/Kg-dry	10	7/28/2014
Calcium	39000	830		mg/Kg-dry	100	7/25/2014
Chromium	25	1.4		mg/Kg-dry	10	7/28/2014
Cobalt	9.1	1.4		mg/Kg-dry	10	7/28/2014
Copper	47	3.5		mg/Kg-dry	10	7/28/2014
Iron	30000	420		mg/Kg-dry	100	7/25/2014
Lead	74	6.9		mg/Kg-dry	100	7/25/2014
Magnesium	12000	420		mg/Kg-dry	100	7/25/2014
Manganese	1200	14		mg/Kg-dry	100	7/25/2014
Nickel	28	1.4		mg/Kg-dry	10	7/28/2014
Potassium	2500	42		mg/Kg-dry	10	7/28/2014
Selenium	ND	1.4		mg/Kg-dry	10	7/28/2014
Silver	ND	1.4		mg/Kg-dry	10	7/28/2014
Sodium	180	83		mg/Kg-dry	10	7/28/2014
Thallium	ND	1.4		mg/Kg-dry	10	7/28/2014
Vanadium	36	1.4		mg/Kg-dry	10	7/28/2014
Zinc	130	6.9		mg/Kg-dry	10	7/28/2014
Semivolatile Organic Compounds by GC/MS	SW8270C (SW3550B)				Prep Date: 7/28/2014	Analyst: MEP
Acenaphthene	ND	0.044		mg/Kg-dry	1	7/29/2014
Acenaphthylene	0.053	0.044		mg/Kg-dry	1	7/29/2014
Aniline	ND	0.45		mg/Kg-dry	1	7/29/2014
Anthracene	0.57	0.044		mg/Kg-dry	1	7/29/2014
Benz(a)anthracene	2.5	0.044		mg/Kg-dry	1	7/29/2014
Benzidine	ND	0.44		mg/Kg-dry	1	7/29/2014
Benzo(a)pyrene	1.4	0.044		mg/Kg-dry	1	7/29/2014
Benzo(b)fluoranthene	1.8	0.044		mg/Kg-dry	1	7/29/2014
Benzo(g,h,i)perylene	0.72	0.044		mg/Kg-dry	1	7/29/2014
Benzo(k)fluoranthene	1.4	0.044		mg/Kg-dry	1	7/29/2014
Benzoic acid	ND	1.1		mg/Kg-dry	1	7/29/2014
Benzyl alcohol	ND	0.23		mg/Kg-dry	1	7/29/2014

Qualifiers: ND - Not Detected at the Reporting Limit
 J - Analyte detected below quantitation limits
 B - Analyte detected in the associated Method Blank
 HT - Sample received past holding time
 * - Non-accredited parameter

RL - Reporting / Quantitation Limit for the analysis
 S - Spike Recovery outside accepted recovery limits
 R - RPD outside accepted recovery limits
 E - Value above quantitation range
 H - Holding time exceeded

STAT Analysis Corporation

2242 West Harrison St., Suite 200, Chicago, IL 60612-3766

Tel: (312) 733-0551 Fax: (312) 733-2386 STATinfo@STATAnalysis.com

Accreditations: IEPA ELAP 100445; ORELAP IL300001; AIHA-LAP, LLC 101160; NVLAP LabCode 101202-0

Date Reported: August 05, 2014

ANALYTICAL RESULTS

Date Printed: August 05, 2014

Client: Tetra Tech EM Inc.
 Work Order: 14070878 Revision 0
 Project: TPMHC, Tinley Park
 Lab ID: 14070878-051

Client Sample ID: SF-SB-2-0003
 Collection Date: 7/22/2014 9:42:00 AM
 Matrix: Soil

Analyses	Result	RL	Qualifier	Units	DF	Date Analyzed
Semivolatile Organic Compounds by GC/MS	SW8270C (SW3550B)		Prep Date: 7/28/2014		Analyst: MEP	
Bis(2-chloroethoxy)methane	ND	0.23		mg/Kg-dry	1	7/29/2014
Bis(2-chloroethyl)ether	ND	0.23		mg/Kg-dry	1	7/29/2014
Bis(2-ethylhexyl)phthalate	ND	1.1		mg/Kg-dry	1	7/29/2014
4-Bromophenyl phenyl ether	ND	0.23		mg/Kg-dry	1	7/29/2014
Butyl benzyl phthalate	ND	0.23		mg/Kg-dry	1	7/29/2014
Carbazole	ND	0.23		mg/Kg-dry	1	7/29/2014
4-Chloroaniline	ND	0.23		mg/Kg-dry	1	7/29/2014
4-Chloro-3-methylphenol	ND	0.44		mg/Kg-dry	1	7/29/2014
2-Chloronaphthalene	ND	0.23		mg/Kg-dry	1	7/29/2014
2-Chlorophenol	ND	0.23		mg/Kg-dry	1	7/29/2014
4-Chlorophenyl phenyl ether	ND	0.23		mg/Kg-dry	1	7/29/2014
Chrysene	2.4	0.044		mg/Kg-dry	1	7/29/2014
Dibenz(a,h)anthracene	0.44	0.044		mg/Kg-dry	1	7/29/2014
Dibenzofuran	ND	0.23		mg/Kg-dry	1	7/29/2014
1,2-Dichlorobenzene	ND	0.23		mg/Kg-dry	1	7/29/2014
1,3-Dichlorobenzene	ND	0.23		mg/Kg-dry	1	7/29/2014
1,4-Dichlorobenzene	ND	0.23		mg/Kg-dry	1	7/29/2014
3,3'-Dichlorobenzidine	ND	0.23		mg/Kg-dry	1	7/29/2014
2,4-Dichlorophenol	ND	0.23		mg/Kg-dry	1	7/29/2014
Diethyl phthalate	ND	0.23		mg/Kg-dry	1	7/29/2014
2,4-Dimethylphenol	ND	0.23		mg/Kg-dry	1	7/29/2014
Dimethyl phthalate	ND	0.23		mg/Kg-dry	1	7/29/2014
4,6-Dinitro-2-methylphenol	ND	0.44		mg/Kg-dry	1	7/29/2014
2,4-Dinitrophenol	ND	1.1		mg/Kg-dry	1	7/29/2014
2,4-Dinitrotoluene	ND	0.044		mg/Kg-dry	1	7/29/2014
2,6-Dinitrotoluene	ND	0.044		mg/Kg-dry	1	7/29/2014
Di-n-butyl phthalate	ND	0.23		mg/Kg-dry	1	7/29/2014
Di-n-octyl phthalate	ND	0.23		mg/Kg-dry	1	7/29/2014
Fluoranthene	4.7	0.044		mg/Kg-dry	1	7/29/2014
Fluorene	0.062	0.044		mg/Kg-dry	1	7/29/2014
Hexachlorobenzene	ND	0.23		mg/Kg-dry	1	7/29/2014
Hexachlorobutadiene	ND	0.23		mg/Kg-dry	1	7/29/2014
Hexachlorocyclopentadiene	ND	0.23		mg/Kg-dry	1	7/29/2014
Hexachloroethane	ND	0.23		mg/Kg-dry	1	7/29/2014
Indeno(1,2,3-cd)pyrene	0.74	0.044		mg/Kg-dry	1	7/29/2014
Isophorone	ND	0.23		mg/Kg-dry	1	7/29/2014
2-Methylnaphthalene	ND	0.23		mg/Kg-dry	1	7/29/2014
2-Methylphenol	ND	0.23		mg/Kg-dry	1	7/29/2014

Qualifiers: ND - Not Detected at the Reporting Limit
 J - Analyte detected below quantitation limits
 B - Analyte detected in the associated Method Blank
 HT - Sample received past holding time
 * - Non-accredited parameter

RL - Reporting / Quantitation Limit for the analysis
 S - Spike Recovery outside accepted recovery limits
 R - RPD outside accepted recovery limits
 E - Value above quantitation range
 H - Holding time exceeded

STAT Analysis Corporation

2242 West Harrison St., Suite 200, Chicago, IL 60612-3766

Tel: (312) 733-0551 Fax: (312) 733-2386 STATinfo@STATAnalysis.com

Accreditations: IEPA ELAP 100445; ORELAP IL300001; AIHA-LAP, LLC 101160; NVLAP LabCode 101202-0

Date Reported: August 05, 2014

ANALYTICAL RESULTS

Date Printed: August 05, 2014

Client: Tetra Tech EM Inc.
 Work Order: 14070878 Revision 0
 Project: TPMHC, Tinley Park
 Lab ID: 14070878-051

Client Sample ID: SF-SB-2-0003
 Collection Date: 7/22/2014 9:42:00 AM
 Matrix: Soil

Analyses	Result	RL	Qualifier	Units	DF	Date Analyzed
Semivolatile Organic Compounds by GC/MS		SW8270C (SW3550B)		Prep Date: 7/28/2014		Analyst: MEP
4-Methylphenol	ND	0.23		mg/Kg-dry	1	7/29/2014
Naphthalene	ND	0.044		mg/Kg-dry	1	7/29/2014
2-Nitroaniline	ND	0.23		mg/Kg-dry	1	7/29/2014
3-Nitroaniline	ND	0.23		mg/Kg-dry	1	7/29/2014
4-Nitroaniline	ND	0.23		mg/Kg-dry	1	7/29/2014
2-Nitrophenol	ND	0.23		mg/Kg-dry	1	7/29/2014
4-Nitrophenol	ND	0.44		mg/Kg-dry	1	7/29/2014
Nitrobenzene	ND	0.044		mg/Kg-dry	1	7/29/2014
N-Nitrosodi-n-propylamine	ND	0.044		mg/Kg-dry	1	7/29/2014
N-Nitrosodimethylamine	ND	0.23		mg/Kg-dry	1	7/29/2014
N-Nitrosodiphenylamine	ND	0.044		mg/Kg-dry	1	7/29/2014
2, 2'-oxybis(1-Chloropropane)	ND	0.23		mg/Kg-dry	1	7/29/2014
Pentachlorophenol	ND	0.090		mg/Kg-dry	1	7/29/2014
Phenanthrene	1.6	0.044		mg/Kg-dry	1	7/29/2014
Phenol	ND	0.23		mg/Kg-dry	1	7/29/2014
Pyrene	3.9	0.044		mg/Kg-dry	1	7/29/2014
Pyridine	ND	0.90		mg/Kg-dry	1	7/29/2014
1,2,4-Trichlorobenzene	ND	0.23		mg/Kg-dry	1	7/29/2014
2,4,5-Trichlorophenol	ND	0.23		mg/Kg-dry	1	7/29/2014
2,4,6-Trichlorophenol	ND	0.23		mg/Kg-dry	1	7/29/2014
Volatile Organic Compounds by GC/MS		SW5035/8260B		Prep Date: 7/24/2014		Analyst: PS
Acetone	ND	0.085		mg/Kg-dry	1	7/30/2014
Benzene	ND	0.0056		mg/Kg-dry	1	7/30/2014
Bromodichloromethane	ND	0.0056		mg/Kg-dry	1	7/30/2014
Bromoform	ND	0.0056		mg/Kg-dry	1	7/30/2014
Bromomethane	ND	0.011		mg/Kg-dry	1	7/30/2014
2-Butanone	ND	0.085		mg/Kg-dry	1	7/30/2014
Carbon disulfide	ND	0.056		mg/Kg-dry	1	7/30/2014
Carbon tetrachloride	ND	0.0056		mg/Kg-dry	1	7/30/2014
Chlorobenzene	ND	0.0056		mg/Kg-dry	1	7/30/2014
Chloroethane	ND	0.011		mg/Kg-dry	1	7/30/2014
Chloroform	ND	0.0056		mg/Kg-dry	1	7/30/2014
Chloromethane	ND	0.011		mg/Kg-dry	1	7/30/2014
Dibromochloromethane	ND	0.0056		mg/Kg-dry	1	7/30/2014
1,1-Dichloroethane	ND	0.0056		mg/Kg-dry	1	7/30/2014
1,2-Dichloroethane	ND	0.0056		mg/Kg-dry	1	7/30/2014
1,1-Dichloroethene	ND	0.0056		mg/Kg-dry	1	7/30/2014
cis-1,2-Dichloroethene	ND	0.0056		mg/Kg-dry	1	7/30/2014

Qualifiers: ND - Not Detected at the Reporting Limit
 J - Analyte detected below quantitation limits
 B - Analyte detected in the associated Method Blank
 HT - Sample received past holding time
 * - Non-accredited parameter

RL - Reporting / Quantitation Limit for the analysis
 S - Spike Recovery outside accepted recovery limits
 R - RPD outside accepted recovery limits
 E - Value above quantitation range
 H - Holding time exceeded

STAT Analysis Corporation

2242 West Harrison St., Suite 200, Chicago, IL 60612-3766

Tel: (312) 733-0551 Fax: (312) 733-2386 STATinfo@STATAnalysis.com

Accreditations: IEPA ELAP 100445; ORELAP IL300001; AIHA-LAP, LLC 101160; NVLAP LabCode 101202-0

Date Reported: August 05, 2014

ANALYTICAL RESULTS

Date Printed: August 05, 2014

Client: Tetra Tech EM Inc.
 Work Order: 14070878 Revision 0
 Project: TPMHC, Tinley Park
 Lab ID: 14070878-051

Client Sample ID: SF-SB-2-0003
 Collection Date: 7/22/2014 9:42:00 AM
 Matrix: Soil

Analyses	Result	RL	Qualifier	Units	DF	Date Analyzed
Volatile Organic Compounds by GC/MS	SW5035/8260B		Prep Date: 7/24/2014		Analyst: PS	
trans-1,2-Dichloroethene	ND	0.0056		mg/Kg-dry	1	7/30/2014
1,2-Dichloropropane	ND	0.0056		mg/Kg-dry	1	7/30/2014
cis-1,3-Dichloropropene	ND	0.0023		mg/Kg-dry	1	7/30/2014
trans-1,3-Dichloropropene	ND	0.0023		mg/Kg-dry	1	7/30/2014
Ethylbenzene	ND	0.0056		mg/Kg-dry	1	7/30/2014
2-Hexanone	ND	0.023		mg/Kg-dry	1	7/30/2014
4-Methyl-2-pentanone	ND	0.023		mg/Kg-dry	1	7/30/2014
Methylene chloride	ND	0.011		mg/Kg-dry	1	7/30/2014
Methyl tert-butyl ether	ND	0.0056		mg/Kg-dry	1	7/30/2014
Styrene	ND	0.0056		mg/Kg-dry	1	7/30/2014
1,1,2,2-Tetrachloroethane	ND	0.0056		mg/Kg-dry	1	7/30/2014
Tetrachloroethene	ND	0.0056		mg/Kg-dry	1	7/30/2014
Toluene	ND	0.0056		mg/Kg-dry	1	7/30/2014
1,1,1-Trichloroethane	ND	0.0056		mg/Kg-dry	1	7/30/2014
1,1,2-Trichloroethane	ND	0.0056		mg/Kg-dry	1	7/30/2014
Trichloroethene	ND	0.0056		mg/Kg-dry	1	7/30/2014
Vinyl chloride	ND	0.0056		mg/Kg-dry	1	7/30/2014
Xylenes, Total	ND	0.017		mg/Kg-dry	1	7/30/2014
Cyanide, Total	SW9012A		Prep Date: 7/24/2014		Analyst: YZ	
Cyanide	ND	0.34		mg/Kg-dry	1	7/25/2014
pH (25 °C)	SW9045C		Prep Date: 7/28/2014		Analyst: RW	
pH	7.7			pH Units	1	7/28/2014
Percent Moisture	D2974		Prep Date: 7/24/2014		Analyst: RW	
Percent Moisture	25.7	0.2	*	wt%	1	7/25/2014

Qualifiers: ND - Not Detected at the Reporting Limit
 J - Analyte detected below quantitation limits
 B - Analyte detected in the associated Method Blank
 HT - Sample received past holding time
 * - Non-accredited parameter

RL - Reporting / Quantitation Limit for the analysis
 S - Spike Recovery outside accepted recovery limits
 R - RPD outside accepted recovery limits
 E - Value above quantitation range
 H - Holding time exceeded

STAT Analysis Corporation

2242 West Harrison St., Suite 200, Chicago, IL 60612-3766

Tel: (312) 733-0551 Fax: (312) 733-2386 STATinfo@STATAnalysis.com

Accreditations: IEPA ELAP 100445; ORELAP IL300001; AIHA-LAP, LLC 101160; NVLAP LabCode 101202-0

Date Reported: August 05, 2014

ANALYTICAL RESULTS

Date Printed: August 05, 2014

Client: Tetra Tech EM Inc.
 Work Order: 14070878 Revision 0
 Project: TPMHC, Tinley Park
 Lab ID: 14070878-052

Client Sample ID: SF-SB-3-0104
 Collection Date: 7/22/2014 10:07:00 AM
 Matrix: Soil

Analyses	Result	RL	Qualifier	Units	DF	Date Analyzed
Mercury	SW7471A				Prep Date: 7/28/2014	Analyst: LB
Mercury	0.031	0.024		mg/Kg-dry	1	7/28/2014
Metals by ICP/MS	SW6020 (SW3050B)				Prep Date: 7/25/2014	Analyst: JG
Aluminum	15000	240		mg/Kg-dry	100	7/25/2014
Antimony	ND	2.4		mg/Kg-dry	10	7/25/2014
Arsenic	6.1	1.2		mg/Kg-dry	10	7/25/2014
Barium	68	1.2		mg/Kg-dry	10	7/25/2014
Beryllium	ND	0.60		mg/Kg-dry	10	7/25/2014
Cadmium	ND	0.60		mg/Kg-dry	10	7/25/2014
Calcium	31000	720		mg/Kg-dry	100	7/25/2014
Chromium	22	1.2		mg/Kg-dry	10	7/25/2014
Cobalt	14	1.2		mg/Kg-dry	10	7/25/2014
Copper	22	3.0		mg/Kg-dry	10	7/25/2014
Iron	25000	360		mg/Kg-dry	100	7/25/2014
Lead	28	0.60		mg/Kg-dry	10	7/25/2014
Magnesium	15000	36		mg/Kg-dry	10	7/25/2014
Manganese	550	1.2		mg/Kg-dry	10	7/25/2014
Nickel	34	1.2		mg/Kg-dry	10	7/25/2014
Potassium	2000	36		mg/Kg-dry	10	7/25/2014
Selenium	ND	1.2		mg/Kg-dry	10	7/25/2014
Silver	ND	1.2		mg/Kg-dry	10	7/25/2014
Sodium	250	72		mg/Kg-dry	10	7/25/2014
Thallium	ND	1.2		mg/Kg-dry	10	7/25/2014
Vanadium	23	1.2		mg/Kg-dry	10	7/25/2014
Zinc	64	6.0		mg/Kg-dry	10	7/25/2014
Semivolatile Organic Compounds by GC/MS	SW8270C (SW3550B)				Prep Date: 7/28/2014	Analyst: MEP
Acenaphthene	ND	0.039		mg/Kg-dry	1	7/29/2014
Acenaphthylene	ND	0.039		mg/Kg-dry	1	7/29/2014
Aniline	ND	0.39		mg/Kg-dry	1	7/29/2014
Anthracene	ND	0.039		mg/Kg-dry	1	7/29/2014
Benz(a)anthracene	ND	0.039		mg/Kg-dry	1	7/29/2014
Benzidine	ND	0.39		mg/Kg-dry	1	7/29/2014
Benzo(a)pyrene	ND	0.039		mg/Kg-dry	1	7/29/2014
Benzo(b)fluoranthene	ND	0.039		mg/Kg-dry	1	7/29/2014
Benzo(g,h,i)perylene	ND	0.039		mg/Kg-dry	1	7/29/2014
Benzo(k)fluoranthene	ND	0.039		mg/Kg-dry	1	7/29/2014
Benzoic acid	ND	0.98		mg/Kg-dry	1	7/29/2014
Benzyl alcohol	ND	0.20		mg/Kg-dry	1	7/29/2014

Qualifiers:
 ND - Not Detected at the Reporting Limit
 J - Analyte detected below quantitation limits
 B - Analyte detected in the associated Method Blank
 HT - Sample received past holding time
 * - Non-accredited parameter

RL - Reporting / Quantitation Limit for the analysis
 S - Spike Recovery outside accepted recovery limits
 R - RPD outside accepted recovery limits
 E - Value above quantitation range
 H - Holding time exceeded

STAT Analysis Corporation

2242 West Harrison St., Suite 200, Chicago, IL 60612-3766

Tel: (312) 733-0551 Fax: (312) 733-2386 STATinfo@STATAnalysis.com

Accreditations: IEPA ELAP 100445; ORELAP IL300001; AIHA-LAP, LLC 101160; NVLAP LabCode 101202-0

Date Reported: August 05, 2014

ANALYTICAL RESULTS

Date Printed: August 05, 2014

Client: Tetra Tech EM Inc.
 Work Order: 14070878 Revision 0
 Project: TPMHC, Tinley Park
 Lab ID: 14070878-052

Client Sample ID: SF-SB-3-0104
 Collection Date: 7/22/2014 10:07:00 AM
 Matrix: Soil

Analyses	Result	RL	Qualifier	Units	DF	Date Analyzed
Semivolatile Organic Compounds by GC/MS	SW8270C (SW3550B)		Prep Date: 7/28/2014		Analyst: MEP	
Bis(2-chloroethoxy)methane	ND	0.20		mg/Kg-dry	1	7/29/2014
Bis(2-chloroethyl)ether	ND	0.20		mg/Kg-dry	1	7/29/2014
Bis(2-ethylhexyl)phthalate	ND	0.98		mg/Kg-dry	1	7/29/2014
4-Bromophenyl phenyl ether	ND	0.20		mg/Kg-dry	1	7/29/2014
Butyl benzyl phthalate	ND	0.20		mg/Kg-dry	1	7/29/2014
Carbazole	ND	0.20		mg/Kg-dry	1	7/29/2014
4-Chloroaniline	ND	0.20		mg/Kg-dry	1	7/29/2014
4-Chloro-3-methylphenol	ND	0.39		mg/Kg-dry	1	7/29/2014
2-Chloronaphthalene	ND	0.20		mg/Kg-dry	1	7/29/2014
2-Chlorophenol	ND	0.20		mg/Kg-dry	1	7/29/2014
4-Chlorophenyl phenyl ether	ND	0.20		mg/Kg-dry	1	7/29/2014
Chrysene	ND	0.039		mg/Kg-dry	1	7/29/2014
Dibenz(a,h)anthracene	ND	0.039		mg/Kg-dry	1	7/29/2014
Dibenzofuran	ND	0.20		mg/Kg-dry	1	7/29/2014
1,2-Dichlorobenzene	ND	0.20		mg/Kg-dry	1	7/29/2014
1,3-Dichlorobenzene	ND	0.20		mg/Kg-dry	1	7/29/2014
1,4-Dichlorobenzene	ND	0.20		mg/Kg-dry	1	7/29/2014
3,3'-Dichlorobenzidine	ND	0.20		mg/Kg-dry	1	7/29/2014
2,4-Dichlorophenol	ND	0.20		mg/Kg-dry	1	7/29/2014
Diethyl phthalate	ND	0.20		mg/Kg-dry	1	7/29/2014
2,4-Dimethylphenol	ND	0.20		mg/Kg-dry	1	7/29/2014
Dimethyl phthalate	ND	0.20		mg/Kg-dry	1	7/29/2014
4,6-Dinitro-2-methylphenol	ND	0.39		mg/Kg-dry	1	7/29/2014
2,4-Dinitrophenol	ND	0.98		mg/Kg-dry	1	7/29/2014
2,4-Dinitrotoluene	ND	0.039		mg/Kg-dry	1	7/29/2014
2,6-Dinitrotoluene	ND	0.039		mg/Kg-dry	1	7/29/2014
Di-n-butyl phthalate	ND	0.20		mg/Kg-dry	1	7/29/2014
Di-n-octyl phthalate	ND	0.20		mg/Kg-dry	1	7/29/2014
Fluoranthene	0.057	0.039		mg/Kg-dry	1	7/29/2014
Fluorene	ND	0.039		mg/Kg-dry	1	7/29/2014
Hexachlorobenzene	ND	0.20		mg/Kg-dry	1	7/29/2014
Hexachlorobutadiene	ND	0.20		mg/Kg-dry	1	7/29/2014
Hexachlorocyclopentadiene	ND	0.20		mg/Kg-dry	1	7/29/2014
Hexachloroethane	ND	0.20		mg/Kg-dry	1	7/29/2014
Indeno(1,2,3-cd)pyrene	ND	0.039		mg/Kg-dry	1	7/29/2014
Isophorone	ND	0.20		mg/Kg-dry	1	7/29/2014
2-Methylnaphthalene	ND	0.20		mg/Kg-dry	1	7/29/2014
2-Methylphenol	ND	0.20		mg/Kg-dry	1	7/29/2014

Qualifiers: ND - Not Detected at the Reporting Limit
 J - Analyte detected below quantitation limits
 B - Analyte detected in the associated Method Blank
 HT - Sample received past holding time
 * - Non-accredited parameter

RL - Reporting / Quantitation Limit for the analysis
 S - Spike Recovery outside accepted recovery limits
 R - RPD outside accepted recovery limits
 E - Value above quantitation range
 H - Holding time exceeded

STAT Analysis Corporation

2242 West Harrison St., Suite 200, Chicago, IL 60612-3766

Tel: (312) 733-0551 Fax: (312) 733-2386 STATinfo@STATAnalysis.com

Accreditations: IEPA ELAP 100445; ORELAP IL300001; AIHA-LAP, LLC 101160; NVLAP LabCode 101202-0

Date Reported: August 05, 2014

ANALYTICAL RESULTS

Date Printed: August 05, 2014

Client: Tetra Tech EM Inc.
 Work Order: 14070878 Revision 0
 Project: TPMHC, Tinley Park
 Lab ID: 14070878-052

Client Sample ID: SF-SB-3-0104
 Collection Date: 7/22/2014 10:07:00 AM
 Matrix: Soil

Analyses	Result	RL	Qualifier	Units	DF	Date Analyzed
Semivolatile Organic Compounds by GC/MS		SW8270C (SW3550B)		Prep Date: 7/28/2014		Analyst: MEP
4-Methylphenol	ND	0.20		mg/Kg-dry	1	7/29/2014
Naphthalene	ND	0.039		mg/Kg-dry	1	7/29/2014
2-Nitroaniline	ND	0.20		mg/Kg-dry	1	7/29/2014
3-Nitroaniline	ND	0.20		mg/Kg-dry	1	7/29/2014
4-Nitroaniline	ND	0.20		mg/Kg-dry	1	7/29/2014
2-Nitrophenol	ND	0.20		mg/Kg-dry	1	7/29/2014
4-Nitrophenol	ND	0.39		mg/Kg-dry	1	7/29/2014
Nitrobenzene	ND	0.039		mg/Kg-dry	1	7/29/2014
N-Nitrosodi-n-propylamine	ND	0.039		mg/Kg-dry	1	7/29/2014
N-Nitrosodimethylamine	ND	0.20		mg/Kg-dry	1	7/29/2014
N-Nitrosodiphenylamine	ND	0.039		mg/Kg-dry	1	7/29/2014
2, 2'-oxybis(1-Chloropropane)	ND	0.20		mg/Kg-dry	1	7/29/2014
Pentachlorophenol	ND	0.079		mg/Kg-dry	1	7/29/2014
Phenanthrene	ND	0.039		mg/Kg-dry	1	7/29/2014
Phenol	ND	0.20		mg/Kg-dry	1	7/29/2014
Pyrene	0.049	0.039		mg/Kg-dry	1	7/29/2014
Pyridine	ND	0.79		mg/Kg-dry	1	7/29/2014
1,2,4-Trichlorobenzene	ND	0.20		mg/Kg-dry	1	7/29/2014
2,4,5-Trichlorophenol	ND	0.20		mg/Kg-dry	1	7/29/2014
2,4,6-Trichlorophenol	ND	0.20		mg/Kg-dry	1	7/29/2014
Volatile Organic Compounds by GC/MS		SW5035/8260B		Prep Date: 7/24/2014		Analyst: PS
Acetone	ND	0.071		mg/Kg-dry	1	7/31/2014
Benzene	ND	0.0047		mg/Kg-dry	1	7/31/2014
Bromodichloromethane	ND	0.0047		mg/Kg-dry	1	7/31/2014
Bromoform	ND	0.0047		mg/Kg-dry	1	7/31/2014
Bromomethane	ND	0.0095		mg/Kg-dry	1	7/31/2014
2-Butanone	ND	0.071		mg/Kg-dry	1	7/31/2014
Carbon disulfide	ND	0.047		mg/Kg-dry	1	7/31/2014
Carbon tetrachloride	ND	0.0047		mg/Kg-dry	1	7/31/2014
Chlorobenzene	ND	0.0047		mg/Kg-dry	1	7/31/2014
Chloroethane	ND	0.0095		mg/Kg-dry	1	7/31/2014
Chloroform	ND	0.0047		mg/Kg-dry	1	7/31/2014
Chloromethane	ND	0.0095		mg/Kg-dry	1	7/31/2014
Dibromochloromethane	ND	0.0047		mg/Kg-dry	1	7/31/2014
1,1-Dichloroethane	ND	0.0047		mg/Kg-dry	1	7/31/2014
1,2-Dichloroethane	ND	0.0047		mg/Kg-dry	1	7/31/2014
1,1-Dichloroethene	ND	0.0047		mg/Kg-dry	1	7/31/2014
cis-1,2-Dichloroethene	ND	0.0047		mg/Kg-dry	1	7/31/2014

Qualifiers: ND - Not Detected at the Reporting Limit
 J - Analyte detected below quantitation limits
 B - Analyte detected in the associated Method Blank
 HT - Sample received past holding time
 * - Non-accredited parameter

RL - Reporting / Quantitation Limit for the analysis
 S - Spike Recovery outside accepted recovery limits
 R - RPD outside accepted recovery limits
 E - Value above quantitation range
 H - Holding time exceeded

STAT Analysis Corporation

2242 West Harrison St., Suite 200, Chicago, IL 60612-3766

Tel: (312) 733-0551 Fax: (312) 733-2386 STATinfo@STATAnalysis.com

Accreditations: IEPA ELAP 100445; ORELAP IL300001; AIHA-LAP, LLC 101160; NVLAP LabCode 101202-0

Date Reported: August 05, 2014

ANALYTICAL RESULTS

Date Printed: August 05, 2014

Client: Tetra Tech EM Inc.
 Work Order: 14070878 Revision 0
 Project: TPMHC, Tinley Park
 Lab ID: 14070878-052

Client Sample ID: SF-SB-3-0104
 Collection Date: 7/22/2014 10:07:00 AM
 Matrix: Soil

Analyses	Result	RL	Qualifier	Units	DF	Date Analyzed
Volatile Organic Compounds by GC/MS	SW5035/8260B		Prep Date: 7/24/2014		Analyst: PS	
trans-1,2-Dichloroethene	ND	0.0047		mg/Kg-dry	1	7/31/2014
1,2-Dichloropropane	ND	0.0047		mg/Kg-dry	1	7/31/2014
cis-1,3-Dichloropropene	ND	0.0019		mg/Kg-dry	1	7/31/2014
trans-1,3-Dichloropropene	ND	0.0019		mg/Kg-dry	1	7/31/2014
Ethylbenzene	ND	0.0047		mg/Kg-dry	1	7/31/2014
2-Hexanone	ND	0.019		mg/Kg-dry	1	7/31/2014
4-Methyl-2-pentanone	ND	0.019		mg/Kg-dry	1	7/31/2014
Methylene chloride	ND	0.0095		mg/Kg-dry	1	7/31/2014
Methyl tert-butyl ether	ND	0.0047		mg/Kg-dry	1	7/31/2014
Styrene	ND	0.0047		mg/Kg-dry	1	7/31/2014
1,1,2,2-Tetrachloroethane	ND	0.0047		mg/Kg-dry	1	7/31/2014
Tetrachloroethene	ND	0.0047		mg/Kg-dry	1	7/31/2014
Toluene	ND	0.0047		mg/Kg-dry	1	7/31/2014
1,1,1-Trichloroethane	ND	0.0047		mg/Kg-dry	1	7/31/2014
1,1,2-Trichloroethane	ND	0.0047		mg/Kg-dry	1	7/31/2014
Trichloroethene	ND	0.0047		mg/Kg-dry	1	7/31/2014
Vinyl chloride	ND	0.0047		mg/Kg-dry	1	7/31/2014
Xylenes, Total	ND	0.014		mg/Kg-dry	1	7/31/2014
Cyanide, Total	SW9012A		Prep Date: 7/24/2014		Analyst: YZ	
Cyanide	ND	0.30		mg/Kg-dry	1	7/25/2014
pH (25 °C)	SW9045C		Prep Date: 7/30/2014		Analyst: RW	
pH	8.3			pH Units	1	7/30/2014
Percent Moisture	D2974		Prep Date: 7/24/2014		Analyst: RW	
Percent Moisture	16.0	0.2	*	wt%	1	7/25/2014

Qualifiers: ND - Not Detected at the Reporting Limit
 J - Analyte detected below quantitation limits
 B - Analyte detected in the associated Method Blank
 HT - Sample received past holding time
 * - Non-accredited parameter

RL - Reporting / Quantitation Limit for the analysis
 S - Spike Recovery outside accepted recovery limits
 R - RPD outside accepted recovery limits
 E - Value above quantitation range
 H - Holding time exceeded

STAT Analysis Corporation

2242 West Harrison St., Suite 200, Chicago, IL 60612-3766

Tel: (312) 733-0551 Fax: (312) 733-2386 STATinfo@STATAnalysis.com

Accreditations: IEPA ELAP 100445; ORELAP IL300001; AIHA-LAP, LLC 101160; NVLAP LabCode 101202-0

Date Reported: August 05, 2014

ANALYTICAL RESULTS

Date Printed: August 05, 2014

Client: Tetra Tech EM Inc.
 Work Order: 14070878 Revision 0
 Project: TPMHC, Tinley Park
 Lab ID: 14070878-053

Client Sample ID: SF-SB-1-0104
 Collection Date: 7/22/2014 10:28:00 AM
 Matrix: Soil

Analyses	Result	RL	Qualifier	Units	DF	Date Analyzed
Mercury	SW7471A				Prep Date: 7/28/2014	Analyst: LB
Mercury	0.035	0.020		mg/Kg-dry	1	7/28/2014
Metals by ICP/MS	SW6020 (SW3050B)				Prep Date: 7/25/2014	Analyst: JG
Aluminum	12000	240		mg/Kg-dry	100	7/25/2014
Antimony	ND	2.4		mg/Kg-dry	10	7/25/2014
Arsenic	8.2	1.2		mg/Kg-dry	10	7/25/2014
Barium	75	1.2		mg/Kg-dry	10	7/25/2014
Beryllium	ND	0.60		mg/Kg-dry	10	7/25/2014
Cadmium	ND	0.60		mg/Kg-dry	10	7/25/2014
Calcium	45000	720		mg/Kg-dry	100	7/25/2014
Chromium	19	1.2		mg/Kg-dry	10	7/25/2014
Cobalt	9.6	1.2		mg/Kg-dry	10	7/25/2014
Copper	21	3.0		mg/Kg-dry	10	7/25/2014
Iron	25000	360		mg/Kg-dry	100	7/25/2014
Lead	28	0.60		mg/Kg-dry	10	7/25/2014
Magnesium	19000	36		mg/Kg-dry	10	7/25/2014
Manganese	330	1.2		mg/Kg-dry	10	7/25/2014
Nickel	24	1.2		mg/Kg-dry	10	7/25/2014
Potassium	1300	36		mg/Kg-dry	10	7/25/2014
Selenium	ND	1.2		mg/Kg-dry	10	7/25/2014
Silver	ND	1.2		mg/Kg-dry	10	7/25/2014
Sodium	340	72		mg/Kg-dry	10	7/25/2014
Thallium	ND	1.2		mg/Kg-dry	10	7/25/2014
Vanadium	22	1.2		mg/Kg-dry	10	7/25/2014
Zinc	54	6.0		mg/Kg-dry	10	7/25/2014
Semivolatile Organic Compounds by GC/MS	SW8270C (SW3550B)				Prep Date: 7/28/2014	Analyst: MEP
Acenaphthene	ND	0.038		mg/Kg-dry	1	7/29/2014
Acenaphthylene	ND	0.038		mg/Kg-dry	1	7/29/2014
Aniline	ND	0.38		mg/Kg-dry	1	7/29/2014
Anthracene	ND	0.038		mg/Kg-dry	1	7/29/2014
Benz(a)anthracene	0.12	0.038		mg/Kg-dry	1	7/29/2014
Benzidine	ND	0.38		mg/Kg-dry	1	7/29/2014
Benzo(a)pyrene	0.088	0.038		mg/Kg-dry	1	7/29/2014
Benzo(b)fluoranthene	0.096	0.038		mg/Kg-dry	1	7/29/2014
Benzo(g,h,i)perylene	0.060	0.038		mg/Kg-dry	1	7/29/2014
Benzo(k)fluoranthene	0.082	0.038		mg/Kg-dry	1	7/29/2014
Benzoic acid	ND	0.95		mg/Kg-dry	1	7/29/2014
Benzyl alcohol	ND	0.20		mg/Kg-dry	1	7/29/2014

Qualifiers: ND - Not Detected at the Reporting Limit
 J - Analyte detected below quantitation limits
 B - Analyte detected in the associated Method Blank
 HT - Sample received past holding time
 * - Non-accredited parameter

RL - Reporting / Quantitation Limit for the analysis
 S - Spike Recovery outside accepted recovery limits
 R - RPD outside accepted recovery limits
 E - Value above quantitation range
 H - Holding time exceeded

STAT Analysis Corporation

2242 West Harrison St., Suite 200, Chicago, IL 60612-3766

Tel: (312) 733-0551 Fax: (312) 733-2386 STATinfo@STATAnalysis.com

Accreditations: IEPA ELAP 100445; ORELAP IL300001; AIHA-LAP, LLC 101160; NVLAP LabCode 101202-0

Date Reported: August 05, 2014

ANALYTICAL RESULTS

Date Printed: August 05, 2014

Client: Tetra Tech EM Inc.
 Work Order: 14070878 Revision 0
 Project: TPMHC, Tinley Park
 Lab ID: 14070878-053

Client Sample ID: SF-SB-1-0104
 Collection Date: 7/22/2014 10:28:00 AM
 Matrix: Soil

Analyses	Result	RL	Qualifier	Units	DF	Date Analyzed
Semivolatile Organic Compounds by GC/MS						
					Prep Date: 7/28/2014	Analyst: MEP
Bis(2-chloroethoxy)methane	ND	0.20		mg/Kg-dry	1	7/29/2014
Bis(2-chloroethyl)ether	ND	0.20		mg/Kg-dry	1	7/29/2014
Bis(2-ethylhexyl)phthalate	32	9.5		mg/Kg-dry	10	8/4/2014
4-Bromophenyl phenyl ether	ND	0.20		mg/Kg-dry	1	7/29/2014
Butyl benzyl phthalate	41	2.0		mg/Kg-dry	10	8/4/2014
Carbazole	ND	0.20		mg/Kg-dry	1	7/29/2014
4-Chloroaniline	ND	0.20		mg/Kg-dry	1	7/29/2014
4-Chloro-3-methylphenol	ND	0.38		mg/Kg-dry	1	7/29/2014
2-Chloronaphthalene	ND	0.20		mg/Kg-dry	1	7/29/2014
2-Chlorophenol	ND	0.20		mg/Kg-dry	1	7/29/2014
4-Chlorophenyl phenyl ether	ND	0.20		mg/Kg-dry	1	7/29/2014
Chrysene	0.15	0.038		mg/Kg-dry	1	7/29/2014
Dibenz(a,h)anthracene	0.039	0.038		mg/Kg-dry	1	7/29/2014
Dibenzofuran	ND	0.20		mg/Kg-dry	1	7/29/2014
1,2-Dichlorobenzene	ND	0.20		mg/Kg-dry	1	7/29/2014
1,3-Dichlorobenzene	ND	0.20		mg/Kg-dry	1	7/29/2014
1,4-Dichlorobenzene	ND	0.20		mg/Kg-dry	1	7/29/2014
3,3'-Dichlorobenzidine	ND	0.20		mg/Kg-dry	1	7/29/2014
2,4-Dichlorophenol	ND	0.20		mg/Kg-dry	1	7/29/2014
Diethyl phthalate	ND	0.20		mg/Kg-dry	1	7/29/2014
2,4-Dimethylphenol	ND	0.20		mg/Kg-dry	1	7/29/2014
Dimethyl phthalate	ND	0.20		mg/Kg-dry	1	7/29/2014
4,6-Dinitro-2-methylphenol	ND	0.38		mg/Kg-dry	1	7/29/2014
2,4-Dinitrophenol	ND	0.95		mg/Kg-dry	1	7/29/2014
2,4-Dinitrotoluene	ND	0.038		mg/Kg-dry	1	7/29/2014
2,6-Dinitrotoluene	ND	0.038		mg/Kg-dry	1	7/29/2014
Di-n-butyl phthalate	0.49	0.20		mg/Kg-dry	1	7/29/2014
Di-n-octyl phthalate	ND	0.20		mg/Kg-dry	1	7/29/2014
Fluoranthene	0.31	0.038		mg/Kg-dry	1	7/29/2014
Fluorene	ND	0.038		mg/Kg-dry	1	7/29/2014
Hexachlorobenzene	ND	0.20		mg/Kg-dry	1	7/29/2014
Hexachlorobutadiene	ND	0.20		mg/Kg-dry	1	7/29/2014
Hexachlorocyclopentadiene	ND	0.20		mg/Kg-dry	1	7/29/2014
Hexachloroethane	ND	0.20		mg/Kg-dry	1	7/29/2014
Indeno(1,2,3-cd)pyrene	0.058	0.038		mg/Kg-dry	1	7/29/2014
Isophorone	ND	0.20		mg/Kg-dry	1	7/29/2014
2-Methylnaphthalene	ND	0.20		mg/Kg-dry	1	7/29/2014
2-Methylphenol	ND	0.20		mg/Kg-dry	1	7/29/2014

Qualifiers: ND - Not Detected at the Reporting Limit
 J - Analyte detected below quantitation limits
 B - Analyte detected in the associated Method Blank
 HT - Sample received past holding time
 * - Non-accredited parameter

RL - Reporting / Quantitation Limit for the analysis
 S - Spike Recovery outside accepted recovery limits
 R - RPD outside accepted recovery limits
 E - Value above quantitation range
 H - Holding time exceeded

STAT Analysis Corporation

2242 West Harrison St., Suite 200, Chicago, IL 60612-3766

Tel: (312) 733-0551 Fax: (312) 733-2386 STATinfo@STATAnalysis.com

Accreditations: IEPA ELAP 100445; ORELAP IL300001; AIHA-LAP, LLC 101160; NVLAP LabCode 101202-0

Date Reported: August 05, 2014

ANALYTICAL RESULTS

Date Printed: August 05, 2014

Client: Tetra Tech EM Inc.
 Work Order: 14070878 Revision 0
 Project: TPMHC, Tinley Park
 Lab ID: 14070878-053

Client Sample ID: SF-SB-1-0104
 Collection Date: 7/22/2014 10:28:00 AM
 Matrix: Soil

Analyses	Result	RL	Qualifier	Units	DF	Date Analyzed
Semivolatile Organic Compounds by GC/MS		SW8270C (SW3550B)		Prep Date: 7/28/2014		Analyst: MEP
4-Methylphenol	ND	0.20		mg/Kg-dry	1	7/29/2014
Naphthalene	ND	0.038		mg/Kg-dry	1	7/29/2014
2-Nitroaniline	ND	0.20		mg/Kg-dry	1	7/29/2014
3-Nitroaniline	ND	0.20		mg/Kg-dry	1	7/29/2014
4-Nitroaniline	ND	0.20		mg/Kg-dry	1	7/29/2014
2-Nitrophenol	ND	0.20		mg/Kg-dry	1	7/29/2014
4-Nitrophenol	ND	0.38		mg/Kg-dry	1	7/29/2014
Nitrobenzene	ND	0.038		mg/Kg-dry	1	7/29/2014
N-Nitrosodi-n-propylamine	ND	0.038		mg/Kg-dry	1	7/29/2014
N-Nitrosodimethylamine	ND	0.20		mg/Kg-dry	1	7/29/2014
N-Nitrosodiphenylamine	ND	0.038		mg/Kg-dry	1	7/29/2014
2, 2'-oxybis(1-Chloropropane)	ND	0.20		mg/Kg-dry	1	7/29/2014
Pentachlorophenol	ND	0.077		mg/Kg-dry	1	7/29/2014
Phenanthrene	0.18	0.038		mg/Kg-dry	1	7/29/2014
Phenol	ND	0.20		mg/Kg-dry	1	7/29/2014
Pyrene	0.25	0.038		mg/Kg-dry	1	7/29/2014
Pyridine	ND	0.77		mg/Kg-dry	1	7/29/2014
1,2,4-Trichlorobenzene	ND	0.20		mg/Kg-dry	1	7/29/2014
2,4,5-Trichlorophenol	ND	0.20		mg/Kg-dry	1	7/29/2014
2,4,6-Trichlorophenol	ND	0.20		mg/Kg-dry	1	7/29/2014
Volatile Organic Compounds by GC/MS		SW5035/8260B		Prep Date: 7/24/2014		Analyst: PS
Acetone	ND	0.062		mg/Kg-dry	1	7/31/2014
Benzene	ND	0.0041		mg/Kg-dry	1	7/31/2014
Bromodichloromethane	ND	0.0041		mg/Kg-dry	1	7/31/2014
Bromoform	ND	0.0041		mg/Kg-dry	1	7/31/2014
Bromomethane	ND	0.0083		mg/Kg-dry	1	7/31/2014
2-Butanone	ND	0.062		mg/Kg-dry	1	7/31/2014
Carbon disulfide	ND	0.041		mg/Kg-dry	1	7/31/2014
Carbon tetrachloride	ND	0.0041		mg/Kg-dry	1	7/31/2014
Chlorobenzene	ND	0.0041		mg/Kg-dry	1	7/31/2014
Chloroethane	ND	0.0083		mg/Kg-dry	1	7/31/2014
Chloroform	ND	0.0041		mg/Kg-dry	1	7/31/2014
Chloromethane	ND	0.0083		mg/Kg-dry	1	7/31/2014
Dibromochloromethane	ND	0.0041		mg/Kg-dry	1	7/31/2014
1,1-Dichloroethane	ND	0.0041		mg/Kg-dry	1	7/31/2014
1,2-Dichloroethane	ND	0.0041		mg/Kg-dry	1	7/31/2014
1,1-Dichloroethene	ND	0.0041		mg/Kg-dry	1	7/31/2014
cis-1,2-Dichloroethene	ND	0.0041		mg/Kg-dry	1	7/31/2014

Qualifiers: ND - Not Detected at the Reporting Limit
 J - Analyte detected below quantitation limits
 B - Analyte detected in the associated Method Blank
 HT - Sample received past holding time
 * - Non-accredited parameter

RL - Reporting / Quantitation Limit for the analysis
 S - Spike Recovery outside accepted recovery limits
 R - RPD outside accepted recovery limits
 E - Value above quantitation range
 H - Holding time exceeded

STAT Analysis Corporation

2242 West Harrison St., Suite 200, Chicago, IL 60612-3766

Tel: (312) 733-0551 Fax: (312) 733-2386 STATinfo@STATAnalysis.com

Accreditations: IEPA ELAP 100445; ORELAP IL300001; AIHA-LAP, LLC 101160; NVLAP LabCode 101202-0

Date Reported: August 05, 2014

ANALYTICAL RESULTS

Date Printed: August 05, 2014

Client: Tetra Tech EM Inc.
 Work Order: 14070878 Revision 0
 Project: TPMHC, Tinley Park
 Lab ID: 14070878-053

Client Sample ID: SF-SB-1-0104
 Collection Date: 7/22/2014 10:28:00 AM
 Matrix: Soil

Analyses	Result	RL	Qualifier	Units	DF	Date Analyzed
Volatile Organic Compounds by GC/MS	SW5035/8260B		Prep Date: 7/24/2014		Analyst: PS	
trans-1,2-Dichloroethene	ND	0.0041		mg/Kg-dry	1	7/31/2014
1,2-Dichloropropane	ND	0.0041		mg/Kg-dry	1	7/31/2014
cis-1,3-Dichloropropene	ND	0.0017		mg/Kg-dry	1	7/31/2014
trans-1,3-Dichloropropene	ND	0.0017		mg/Kg-dry	1	7/31/2014
Ethylbenzene	ND	0.0041		mg/Kg-dry	1	7/31/2014
2-Hexanone	ND	0.017		mg/Kg-dry	1	7/31/2014
4-Methyl-2-pentanone	ND	0.017		mg/Kg-dry	1	7/31/2014
Methylene chloride	ND	0.0083		mg/Kg-dry	1	7/31/2014
Methyl tert-butyl ether	ND	0.0041		mg/Kg-dry	1	7/31/2014
Styrene	ND	0.0041		mg/Kg-dry	1	7/31/2014
1,1,2,2-Tetrachloroethane	ND	0.0041		mg/Kg-dry	1	7/31/2014
Tetrachloroethene	ND	0.0041		mg/Kg-dry	1	7/31/2014
Toluene	ND	0.0041		mg/Kg-dry	1	7/31/2014
1,1,1-Trichloroethane	ND	0.0041		mg/Kg-dry	1	7/31/2014
1,1,2-Trichloroethane	ND	0.0041		mg/Kg-dry	1	7/31/2014
Trichloroethene	ND	0.0041		mg/Kg-dry	1	7/31/2014
Vinyl chloride	ND	0.0041		mg/Kg-dry	1	7/31/2014
Xylenes, Total	ND	0.012		mg/Kg-dry	1	7/31/2014
Cyanide, Total	SW9012A		Prep Date: 7/24/2014		Analyst: YZ	
Cyanide	ND	0.29		mg/Kg-dry	1	7/25/2014
pH (25 °C)	SW9045C		Prep Date: 7/30/2014		Analyst: RW	
pH	8.2			pH Units	1	7/30/2014
Percent Moisture	D2974		Prep Date: 7/24/2014		Analyst: RW	
Percent Moisture	13.1	0.2	*	wt%	1	7/25/2014

Qualifiers: ND - Not Detected at the Reporting Limit
 J - Analyte detected below quantitation limits
 B - Analyte detected in the associated Method Blank
 HT - Sample received past holding time
 * - Non-accredited parameter

RL - Reporting / Quantitation Limit for the analysis
 S - Spike Recovery outside accepted recovery limits
 R - RPD outside accepted recovery limits
 E - Value above quantitation range
 H - Holding time exceeded

STAT Analysis Corporation

2242 West Harrison St., Suite 200, Chicago, IL 60612-3766

Tel: (312) 733-0551 Fax: (312) 733-2386 STATinfo@STATAnalysis.com

Accreditations: IEPA ELAP 100445; ORELAP IL300001; AIHA-LAP, LLC 101160; NVLAP LabCode 101202-0

Date Reported: August 05, 2014

ANALYTICAL RESULTS

Date Printed: August 05, 2014

Client: Tetra Tech EM Inc.
 Work Order: 14070878 Revision 0
 Project: TPMHC, Tinley Park
 Lab ID: 14070878-054

Client Sample ID: SF-SB-4-0003
 Collection Date: 7/22/2014 11:26:00 AM
 Matrix: Soil

Analyses	Result	RL	Qualifier	Units	DF	Date Analyzed
Mercury	SW7471A				Prep Date: 7/28/2014	Analyst: LB
Mercury	0.024	0.019		mg/Kg-dry	1	7/28/2014
Metals by ICP/MS	SW6020 (SW3050B)				Prep Date: 7/25/2014	Analyst: JG
Aluminum	7900	230		mg/Kg-dry	100	7/25/2014
Antimony	ND	2.3		mg/Kg-dry	10	7/25/2014
Arsenic	6.5	1.2		mg/Kg-dry	10	7/25/2014
Barium	160	1.2		mg/Kg-dry	10	7/25/2014
Beryllium	ND	0.59		mg/Kg-dry	10	7/25/2014
Cadmium	ND	0.59		mg/Kg-dry	10	7/25/2014
Calcium	94000	700		mg/Kg-dry	100	7/25/2014
Chromium	16	1.2		mg/Kg-dry	10	7/25/2014
Cobalt	8.3	1.2		mg/Kg-dry	10	7/25/2014
Copper	200	2.9		mg/Kg-dry	10	7/25/2014
Iron	18000	350		mg/Kg-dry	100	7/25/2014
Lead	56	0.59		mg/Kg-dry	10	7/25/2014
Magnesium	47000	35		mg/Kg-dry	10	7/25/2014
Manganese	380	1.2		mg/Kg-dry	10	7/25/2014
Nickel	19	1.2		mg/Kg-dry	10	7/25/2014
Potassium	1100	35		mg/Kg-dry	10	7/25/2014
Selenium	ND	1.2		mg/Kg-dry	10	7/25/2014
Silver	ND	1.2		mg/Kg-dry	10	7/25/2014
Sodium	210	70		mg/Kg-dry	10	7/25/2014
Thallium	ND	1.2		mg/Kg-dry	10	7/25/2014
Vanadium	17	1.2		mg/Kg-dry	10	7/25/2014
Zinc	77	5.9		mg/Kg-dry	10	7/25/2014
Semivolatile Organic Compounds by GC/MS	SW8270C (SW3550B)				Prep Date: 7/29/2014	Analyst: DM
Acenaphthene	ND	0.040		mg/Kg-dry	1	7/30/2014
Acenaphthylene	ND	0.040		mg/Kg-dry	1	7/30/2014
Aniline	ND	0.40		mg/Kg-dry	1	7/30/2014
Anthracene	ND	0.040		mg/Kg-dry	1	7/30/2014
Benz(a)anthracene	0.20	0.040		mg/Kg-dry	1	7/30/2014
Benzidine	ND	0.40		mg/Kg-dry	1	7/30/2014
Benzo(a)pyrene	0.24	0.040		mg/Kg-dry	1	7/30/2014
Benzo(b)fluoranthene	0.27	0.040		mg/Kg-dry	1	7/30/2014
Benzo(g,h,i)perylene	0.18	0.040		mg/Kg-dry	1	7/30/2014
Benzo(k)fluoranthene	0.20	0.040		mg/Kg-dry	1	7/30/2014
Benzoic acid	ND	1.0		mg/Kg-dry	1	7/30/2014
Benzyl alcohol	ND	0.21		mg/Kg-dry	1	7/30/2014

Qualifiers: ND - Not Detected at the Reporting Limit
 J - Analyte detected below quantitation limits
 B - Analyte detected in the associated Method Blank
 HT - Sample received past holding time
 * - Non-accredited parameter

RL - Reporting / Quantitation Limit for the analysis
 S - Spike Recovery outside accepted recovery limits
 R - RPD outside accepted recovery limits
 E - Value above quantitation range
 H - Holding time exceeded

STAT Analysis Corporation

2242 West Harrison St., Suite 200, Chicago, IL 60612-3766

Tel: (312) 733-0551 Fax: (312) 733-2386 STATinfo@STATAnalysis.com

Accreditations: IEPA ELAP 100445; ORELAP IL300001; AIHA-LAP, LLC 101160; NVLAP LabCode 101202-0

Date Reported: August 05, 2014

ANALYTICAL RESULTS

Date Printed: August 05, 2014

Client: Tetra Tech EM Inc.
Work Order: 14070878 Revision 0
Project: TPMHC, Tinley Park
Lab ID: 14070878-054

Client Sample ID: SF-SB-4-0003
Collection Date: 7/22/2014 11:26:00 AM
Matrix: Soil

Analyses	Result	RL	Qualifier	Units	DF	Date Analyzed
Semivolatile Organic Compounds by GC/MS	SW8270C (SW3550B)		Prep Date: 7/29/2014		Analyst: DM	
Bis(2-chloroethoxy)methane	ND	0.21		mg/Kg-dry	1	7/30/2014
Bis(2-chloroethyl)ether	ND	0.21		mg/Kg-dry	1	7/30/2014
Bis(2-ethylhexyl)phthalate	ND	1.0		mg/Kg-dry	1	7/30/2014
4-Bromophenyl phenyl ether	ND	0.21		mg/Kg-dry	1	7/30/2014
Butyl benzyl phthalate	ND	0.21		mg/Kg-dry	1	7/30/2014
Carbazole	ND	0.21		mg/Kg-dry	1	7/30/2014
4-Chloroaniline	ND	0.21		mg/Kg-dry	1	7/30/2014
4-Chloro-3-methylphenol	ND	0.40		mg/Kg-dry	1	7/30/2014
2-Chloronaphthalene	ND	0.21		mg/Kg-dry	1	7/30/2014
2-Chlorophenol	ND	0.21		mg/Kg-dry	1	7/30/2014
4-Chlorophenyl phenyl ether	ND	0.21		mg/Kg-dry	1	7/30/2014
Chrysene	0.25	0.040		mg/Kg-dry	1	7/30/2014
Dibenz(a,h)anthracene	0.078	0.040		mg/Kg-dry	1	7/30/2014
Dibenzofuran	ND	0.21		mg/Kg-dry	1	7/30/2014
1,2-Dichlorobenzene	ND	0.21		mg/Kg-dry	1	7/30/2014
1,3-Dichlorobenzene	ND	0.21		mg/Kg-dry	1	7/30/2014
1,4-Dichlorobenzene	ND	0.21		mg/Kg-dry	1	7/30/2014
3,3'-Dichlorobenzidine	ND	0.21		mg/Kg-dry	1	7/30/2014
2,4-Dichlorophenol	ND	0.21		mg/Kg-dry	1	7/30/2014
Diethyl phthalate	ND	0.21		mg/Kg-dry	1	7/30/2014
2,4-Dimethylphenol	ND	0.21		mg/Kg-dry	1	7/30/2014
Dimethyl phthalate	ND	0.21		mg/Kg-dry	1	7/30/2014
4,6-Dinitro-2-methylphenol	ND	0.40		mg/Kg-dry	1	7/30/2014
2,4-Dinitrophenol	ND	1.0		mg/Kg-dry	1	7/30/2014
2,4-Dinitrotoluene	ND	0.040		mg/Kg-dry	1	7/30/2014
2,6-Dinitrotoluene	ND	0.040		mg/Kg-dry	1	7/30/2014
Di-n-butyl phthalate	ND	0.21		mg/Kg-dry	1	7/30/2014
Di-n-octyl phthalate	ND	0.21		mg/Kg-dry	1	7/30/2014
Fluoranthene	0.42	0.040		mg/Kg-dry	1	7/30/2014
Fluorene	ND	0.040		mg/Kg-dry	1	7/30/2014
Hexachlorobenzene	ND	0.21		mg/Kg-dry	1	7/30/2014
Hexachlorobutadiene	ND	0.21		mg/Kg-dry	1	7/30/2014
Hexachlorocyclopentadiene	ND	0.21		mg/Kg-dry	1	7/30/2014
Hexachloroethane	ND	0.21		mg/Kg-dry	1	7/30/2014
Indeno(1,2,3-cd)pyrene	0.16	0.040		mg/Kg-dry	1	7/30/2014
Isophorone	ND	0.21		mg/Kg-dry	1	7/30/2014
2-Methylnaphthalene	ND	0.21		mg/Kg-dry	1	7/30/2014
2-Methylphenol	ND	0.21		mg/Kg-dry	1	7/30/2014

Qualifiers: ND - Not Detected at the Reporting Limit
 J - Analyte detected below quantitation limits
 B - Analyte detected in the associated Method Blank
 HT - Sample received past holding time
 * - Non-accredited parameter

RL - Reporting / Quantitation Limit for the analysis
 S - Spike Recovery outside accepted recovery limits
 R - RPD outside accepted recovery limits
 E - Value above quantitation range
 H - Holding time exceeded

STAT Analysis Corporation

2242 West Harrison St., Suite 200, Chicago, IL 60612-3766

Tel: (312) 733-0551 Fax: (312) 733-2386 STATinfo@STATAnalysis.com

Accreditations: IEPA ELAP 100445; ORELAP IL300001; AIHA-LAP, LLC 101160; NVLAP LabCode 101202-0

Date Reported: August 05, 2014

ANALYTICAL RESULTS

Date Printed: August 05, 2014

Client: Tetra Tech EM Inc.
 Work Order: 14070878 Revision 0
 Project: TPMHC, Tinley Park
 Lab ID: 14070878-054

Client Sample ID: SF-SB-4-0003
 Collection Date: 7/22/2014 11:26:00 AM
 Matrix: Soil

Analyses	Result	RL	Qualifier	Units	DF	Date Analyzed
Semivolatile Organic Compounds by GC/MS		SW8270C (SW3550B)		Prep Date: 7/29/2014		Analyst: DM
4-Methylphenol	ND	0.21		mg/Kg-dry	1	7/30/2014
Naphthalene	ND	0.040		mg/Kg-dry	1	7/30/2014
2-Nitroaniline	ND	0.21		mg/Kg-dry	1	7/30/2014
3-Nitroaniline	ND	0.21		mg/Kg-dry	1	7/30/2014
4-Nitroaniline	ND	0.21		mg/Kg-dry	1	7/30/2014
2-Nitrophenol	ND	0.21		mg/Kg-dry	1	7/30/2014
4-Nitrophenol	ND	0.40		mg/Kg-dry	1	7/30/2014
Nitrobenzene	ND	0.040		mg/Kg-dry	1	7/30/2014
N-Nitrosodi-n-propylamine	ND	0.040		mg/Kg-dry	1	7/30/2014
N-Nitrosodimethylamine	ND	0.21		mg/Kg-dry	1	7/30/2014
N-Nitrosodiphenylamine	ND	0.040		mg/Kg-dry	1	7/30/2014
2, 2'-oxybis(1-Chloropropane)	ND	0.21		mg/Kg-dry	1	7/30/2014
Pentachlorophenol	ND	0.081		mg/Kg-dry	1	7/30/2014
Phenanthrene	0.14	0.040		mg/Kg-dry	1	7/30/2014
Phenol	ND	0.21		mg/Kg-dry	1	7/30/2014
Pyrene	0.36	0.040		mg/Kg-dry	1	7/30/2014
Pyridine	ND	0.81		mg/Kg-dry	1	7/30/2014
1,2,4-Trichlorobenzene	ND	0.21		mg/Kg-dry	1	7/30/2014
2,4,5-Trichlorophenol	ND	0.21		mg/Kg-dry	1	7/30/2014
2,4,6-Trichlorophenol	ND	0.21		mg/Kg-dry	1	7/30/2014
Volatile Organic Compounds by GC/MS		SW5035/8260B		Prep Date: 7/24/2014		Analyst: PS
Acetone	ND	0.070		mg/Kg-dry	1	7/31/2014
Benzene	ND	0.0047		mg/Kg-dry	1	7/31/2014
Bromodichloromethane	ND	0.0047		mg/Kg-dry	1	7/31/2014
Bromoform	ND	0.0047		mg/Kg-dry	1	7/31/2014
Bromomethane	ND	0.0094		mg/Kg-dry	1	7/31/2014
2-Butanone	ND	0.070		mg/Kg-dry	1	7/31/2014
Carbon disulfide	ND	0.047		mg/Kg-dry	1	7/31/2014
Carbon tetrachloride	ND	0.0047		mg/Kg-dry	1	7/31/2014
Chlorobenzene	ND	0.0047		mg/Kg-dry	1	7/31/2014
Chloroethane	ND	0.0094		mg/Kg-dry	1	7/31/2014
Chloroform	ND	0.0047		mg/Kg-dry	1	7/31/2014
Chloromethane	ND	0.0094		mg/Kg-dry	1	7/31/2014
Dibromochloromethane	ND	0.0047		mg/Kg-dry	1	7/31/2014
1,1-Dichloroethane	ND	0.0047		mg/Kg-dry	1	7/31/2014
1,2-Dichloroethane	ND	0.0047		mg/Kg-dry	1	7/31/2014
1,1-Dichloroethene	ND	0.0047		mg/Kg-dry	1	7/31/2014
cis-1,2-Dichloroethene	ND	0.0047		mg/Kg-dry	1	7/31/2014

Qualifiers: ND - Not Detected at the Reporting Limit
 J - Analyte detected below quantitation limits
 B - Analyte detected in the associated Method Blank
 HT - Sample received past holding time
 * - Non-accredited parameter

RL - Reporting / Quantitation Limit for the analysis
 S - Spike Recovery outside accepted recovery limits
 R - RPD outside accepted recovery limits
 E - Value above quantitation range
 H - Holding time exceeded

STAT Analysis Corporation

2242 West Harrison St., Suite 200, Chicago, IL 60612-3766

Tel: (312) 733-0551 Fax: (312) 733-2386 STATinfo@STATAnalysis.com

Accreditations: IEPA ELAP 100445; ORELAP IL300001; AIHA-LAP, LLC 101160; NVLAP LabCode 101202-0

Date Reported: August 05, 2014

ANALYTICAL RESULTS

Date Printed: August 05, 2014

Client: Tetra Tech EM Inc.
 Work Order: 14070878 Revision 0
 Project: TPMHC, Tinley Park
 Lab ID: 14070878-054

Client Sample ID: SF-SB-4-0003
 Collection Date: 7/22/2014 11:26:00 AM
 Matrix: Soil

Analyses	Result	RL	Qualifier	Units	DF	Date Analyzed
Volatile Organic Compounds by GC/MS	SW5035/8260B		Prep Date: 7/24/2014		Analyst: PS	
trans-1,2-Dichloroethene	ND	0.0047		mg/Kg-dry	1	7/31/2014
1,2-Dichloropropane	ND	0.0047		mg/Kg-dry	1	7/31/2014
cis-1,3-Dichloropropene	ND	0.0019		mg/Kg-dry	1	7/31/2014
trans-1,3-Dichloropropene	ND	0.0019		mg/Kg-dry	1	7/31/2014
Ethylbenzene	ND	0.0047		mg/Kg-dry	1	7/31/2014
2-Hexanone	ND	0.019		mg/Kg-dry	1	7/31/2014
4-Methyl-2-pentanone	ND	0.019		mg/Kg-dry	1	7/31/2014
Methylene chloride	ND	0.0094		mg/Kg-dry	1	7/31/2014
Methyl tert-butyl ether	ND	0.0047		mg/Kg-dry	1	7/31/2014
Styrene	ND	0.0047		mg/Kg-dry	1	7/31/2014
1,1,2,2-Tetrachloroethane	ND	0.0047		mg/Kg-dry	1	7/31/2014
Tetrachloroethene	ND	0.0047		mg/Kg-dry	1	7/31/2014
Toluene	ND	0.0047		mg/Kg-dry	1	7/31/2014
1,1,1-Trichloroethane	ND	0.0047		mg/Kg-dry	1	7/31/2014
1,1,2-Trichloroethane	ND	0.0047		mg/Kg-dry	1	7/31/2014
Trichloroethene	ND	0.0047		mg/Kg-dry	1	7/31/2014
Vinyl chloride	ND	0.0047		mg/Kg-dry	1	7/31/2014
Xylenes, Total	ND	0.014		mg/Kg-dry	1	7/31/2014
Cyanide, Total	SW9012A		Prep Date: 7/24/2014		Analyst: YZ	
Cyanide	ND	0.30		mg/Kg-dry	1	7/25/2014
pH (25 °C)	SW9045C		Prep Date: 7/30/2014		Analyst: RW	
pH	8.0			pH Units	1	7/30/2014
Percent Moisture	D2974		Prep Date: 7/24/2014		Analyst: RW	
Percent Moisture	17.6	0.2	*	wt%	1	7/25/2014

Qualifiers: ND - Not Detected at the Reporting Limit
 J - Analyte detected below quantitation limits
 B - Analyte detected in the associated Method Blank
 HT - Sample received past holding time
 * - Non-accredited parameter

RL - Reporting / Quantitation Limit for the analysis
 S - Spike Recovery outside accepted recovery limits
 R - RPD outside accepted recovery limits
 E - Value above quantitation range
 H - Holding time exceeded

STAT Analysis Corporation

2242 West Harrison St., Suite 200, Chicago, IL 60612-3766

Tel: (312) 733-0551 Fax: (312) 733-2386 STATinfo@STATAnalysis.com

Accreditations: IEPA ELAP 100445; ORELAP IL300001; AIHA-LAP, LLC 101160; NVLAP LabCode 101202-0

Date Reported: August 05, 2014

ANALYTICAL RESULTS

Date Printed: August 05, 2014

Client: Tetra Tech EM Inc.
 Work Order: 14070878 Revision 0
 Project: TPMHC, Tinley Park
 Lab ID: 14070878-055

Client Sample ID: Lime-SB-1-0002
 Collection Date: 7/22/2014 12:30:00 PM
 Matrix: Soil

Analyses	Result	RL	Qualifier	Units	DF	Date Analyzed
Mercury	SW7471A				Prep Date: 7/28/2014	Analyst: LB
Mercury	0.21	0.027		mg/Kg-dry	1	7/28/2014
Metals by ICP/MS	SW6020 (SW3050B)				Prep Date: 7/25/2014	Analyst: JG
Aluminum	4900	270		mg/Kg-dry	100	7/25/2014
Antimony	ND	2.7		mg/Kg-dry	10	7/28/2014
Arsenic	1.4	1.4		mg/Kg-dry	10	7/28/2014
Barium	58	1.4		mg/Kg-dry	10	7/28/2014
Beryllium	ND	0.68		mg/Kg-dry	10	7/28/2014
Cadmium	ND	0.68		mg/Kg-dry	10	7/28/2014
Calcium	300000	820		mg/Kg-dry	100	7/25/2014
Chromium	19	1.4		mg/Kg-dry	10	7/28/2014
Cobalt	ND	1.4		mg/Kg-dry	10	7/28/2014
Copper	5.9	3.4		mg/Kg-dry	10	7/28/2014
Iron	5600	410		mg/Kg-dry	100	7/25/2014
Lead	8.8	0.68		mg/Kg-dry	10	7/28/2014
Magnesium	27000	410		mg/Kg-dry	100	7/25/2014
Manganese	330	1.4		mg/Kg-dry	10	7/28/2014
Nickel	5.3	1.4		mg/Kg-dry	10	7/28/2014
Potassium	220	41		mg/Kg-dry	10	7/28/2014
Selenium	ND	1.4		mg/Kg-dry	10	7/28/2014
Silver	ND	1.4		mg/Kg-dry	10	7/28/2014
Sodium	ND	820		mg/Kg-dry	100	7/25/2014
Thallium	ND	1.4		mg/Kg-dry	10	7/28/2014
Vanadium	12	1.4		mg/Kg-dry	10	7/28/2014
Zinc	30	6.8		mg/Kg-dry	10	7/28/2014
Cyanide, Total	SW9012A				Prep Date: 7/24/2014	Analyst: YZ
Cyanide	ND	0.40		mg/Kg-dry	1	7/25/2014
pH (25 °C)	SW9045C				Prep Date: 7/28/2014	Analyst: RW
pH	9.2			pH Units	1	7/28/2014
Percent Moisture	D2974				Prep Date: 7/24/2014	Analyst: RW
Percent Moisture	37.5	0.2	*	wt%	1	7/25/2014

Qualifiers:
 ND - Not Detected at the Reporting Limit
 J - Analyte detected below quantitation limits
 B - Analyte detected in the associated Method Blank
 HT - Sample received past holding time
 * - Non-accredited parameter

RL - Reporting / Quantitation Limit for the analysis
 S - Spike Recovery outside accepted recovery limits
 R - RPD outside accepted recovery limits
 E - Value above quantitation range
 H - Holding time exceeded

STAT Analysis Corporation

2242 West Harrison St., Suite 200, Chicago, IL 60612-3766

Tel: (312) 733-0551 Fax: (312) 733-2386 STATinfo@STATAnalysis.com

Accreditations: IEPA ELAP 100445; ORELAP IL300001; AIHA-LAP, LLC 101160; NVLAP LabCode 101202-0

Date Reported: August 05, 2014

ANALYTICAL RESULTS

Date Printed: August 05, 2014

Client: Tetra Tech EM Inc.
 Work Order: 14070878 Revision 0
 Project: TPMHC, Tinley Park
 Lab ID: 14070878-056

Client Sample ID: Power-LP-SS-5
 Collection Date: 7/21/2014 2:40:00 PM
 Matrix: Soil

Analyses	Result	RL	Qualifier	Units	DF	Date Analyzed
Metals by ICP/MS	SW6020 (SW3050B)				Prep Date: 7/25/2014	Analyst: JG
Lead	22	0.55		mg/Kg-dry	10	7/29/2014
pH (25 °C)	SW9045C				Prep Date: 7/28/2014	Analyst: RW
pH	7.8			pH Units	1	7/28/2014
Percent Moisture	D2974				Prep Date: 7/24/2014	Analyst: RW
Percent Moisture	13.8	0.2	*	wt%	1	7/25/2014

Qualifiers: ND - Not Detected at the Reporting Limit
 J - Analyte detected below quantitation limits
 B - Analyte detected in the associated Method Blank
 HT - Sample received past holding time
 * - Non-accredited parameter

RL - Reporting / Quantitation Limit for the analysis
 S - Spike Recovery outside accepted recovery limits
 R - RPD outside accepted recovery limits
 E - Value above quantitation range
 H - Holding time exceeded

STAT Analysis Corporation

2242 West Harrison St., Suite 200, Chicago, IL 60612-3766

Tel: (312) 733-0551 Fax: (312) 733-2386 STATinfo@STATAnalysis.com

Accreditations: IEPA ELAP 100445; ORELAP IL300001; AIHA-LAP, LLC 101160; NVLAP LabCode 101202-0

Date Reported: August 05, 2014

ANALYTICAL RESULTS

Date Printed: August 05, 2014

Client: Tetra Tech EM Inc.
 Work Order: 14070878 Revision 0
 Project: TPMHC, Tinley Park
 Lab ID: 14070878-057

Client Sample ID: Power-LP-SS-6
 Collection Date: 7/21/2014 2:45:00 PM
 Matrix: Soil

Analyses	Result	RL	Qualifier	Units	DF	Date Analyzed
Metals by ICP/MS	SW6020 (SW3050B)				Prep Date: 7/25/2014	Analyst: JG
Lead	72	0.52		mg/Kg-dry	10	7/29/2014
pH (25 °C)	SW9045C				Prep Date: 7/28/2014	Analyst: RW
pH	7.4			pH Units	1	7/28/2014
Percent Moisture	D2974				Prep Date: 7/24/2014	Analyst: RW
Percent Moisture	19.6	0.2	*	wt%	1	7/25/2014

Qualifiers:	ND - Not Detected at the Reporting Limit	RL - Reporting / Quantitation Limit for the analysis
	J - Analyte detected below quantitation limits	S - Spike Recovery outside accepted recovery limits
	B - Analyte detected in the associated Method Blank	R - RPD outside accepted recovery limits
	HT - Sample received past holding time	E - Value above quantitation range
	* - Non-accredited parameter	H - Holding time exceeded

STAT Analysis Corporation

2242 West Harrison St., Suite 200, Chicago, IL 60612-3766

Tel: (312) 733-0551 Fax: (312) 733-2386 STATinfo@STATAnalysis.com

Accreditations: IEPA ELAP 100445; ORELAP IL300001; AIHA-LAP, LLC 101160; NVLAP LabCode 101202-0

Date Reported: August 05, 2014

ANALYTICAL RESULTS

Date Printed: August 05, 2014

Client: Tetra Tech EM Inc.
 Work Order: 14070878 Revision 0
 Project: TPMHC, Tinley Park
 Lab ID: 14070878-058

Client Sample ID: Power-LP-SS-6-D
 Collection Date: 7/21/2014 2:45:00 PM
 Matrix: Soil

Analyses	Result	RL	Qualifier	Units	DF	Date Analyzed
Metals by ICP/MS	SW6020 (SW3050B)				Prep Date: 7/25/2014	Analyst: JG
Lead	75	0.57		mg/Kg-dry	10	7/29/2014
pH (25 °C)	SW9045C				Prep Date: 7/28/2014	Analyst: RW
pH	7.4			pH Units	1	7/28/2014
Percent Moisture	D2974				Prep Date: 7/24/2014	Analyst: RW
Percent Moisture	19.8	0.2	*	wt%	1	7/25/2014

Qualifiers: ND - Not Detected at the Reporting Limit
 J - Analyte detected below quantitation limits
 B - Analyte detected in the associated Method Blank
 HT - Sample received past holding time
 * - Non-accredited parameter

RL - Reporting / Quantitation Limit for the analysis
 S - Spike Recovery outside accepted recovery limits
 R - RPD outside accepted recovery limits
 E - Value above quantitation range
 H - Holding time exceeded

STAT Analysis Corporation

2242 West Harrison St., Suite 200, Chicago, IL 60612-3766

Tel: (312) 733-0551 Fax: (312) 733-2386 STATinfo@STATAnalysis.com

Accreditations: IEPA ELAP 100445; ORELAP IL300001; AIHA-LAP, LLC 101160; NVLAP LabCode 101202-0

Date Reported: August 05, 2014

ANALYTICAL RESULTS

Date Printed: August 05, 2014

Client: Tetra Tech EM Inc.
 Work Order: 14070878 Revision 0
 Project: TPMHC, Tinley Park
 Lab ID: 14070878-059

Client Sample ID: Power-LP-SS-7
 Collection Date: 7/21/2014 2:51:00 PM
 Matrix: Soil

Analyses	Result	RL	Qualifier	Units	DF	Date Analyzed
Metals by ICP/MS	SW6020 (SW3050B)				Prep Date: 7/25/2014	Analyst: JG
Lead	87	0.55		mg/Kg-dry	10	7/29/2014
pH (25 °C)	SW9045C				Prep Date: 7/29/2014	Analyst: RW
pH	7.2			pH Units	1	7/29/2014
Percent Moisture	D2974				Prep Date: 7/24/2014	Analyst: RW
Percent Moisture	20.8	0.2	*	wt%	1	7/25/2014

Qualifiers: ND - Not Detected at the Reporting Limit
 J - Analyte detected below quantitation limits
 B - Analyte detected in the associated Method Blank
 HT - Sample received past holding time
 * - Non-accredited parameter

RL - Reporting / Quantitation Limit for the analysis
 S - Spike Recovery outside accepted recovery limits
 R - RPD outside accepted recovery limits
 E - Value above quantitation range
 H - Holding time exceeded

STAT Analysis Corporation

2242 West Harrison St., Suite 200, Chicago, IL 60612-3766

Tel: (312) 733-0551 Fax: (312) 733-2386 STATinfo@STATAnalysis.com

Accreditations: IEPA ELAP 100445; ORELAP IL300001; AIHA-LAP, LLC 101160; NVLAP LabCode 101202-0

Date Reported: August 05, 2014

ANALYTICAL RESULTS

Date Printed: August 05, 2014

Client: Tetra Tech EM Inc.
 Work Order: 14070878 Revision 0
 Project: TPMHC, Tinley Park
 Lab ID: 14070878-060

Client Sample ID: Power-LP-SS-8
 Collection Date: 7/21/2014 2:56:00 PM
 Matrix: Soil

Analyses	Result	RL	Qualifier	Units	DF	Date Analyzed
Metals by ICP/MS	SW6020 (SW3050B)				Prep Date: 7/25/2014	Analyst: JG
Lead	36	0.53		mg/Kg-dry	10	7/29/2014
pH (25 °C)	SW9045C				Prep Date: 7/29/2014	Analyst: RW
pH	7.8			pH Units	1	7/29/2014
Percent Moisture	D2974				Prep Date: 7/24/2014	Analyst: RW
Percent Moisture	16.9	0.2	*	wt%	1	7/25/2014

Qualifiers: ND - Not Detected at the Reporting Limit
 J - Analyte detected below quantitation limits
 B - Analyte detected in the associated Method Blank
 HT - Sample received past holding time
 * - Non-accredited parameter

RL - Reporting / Quantitation Limit for the analysis
 S - Spike Recovery outside accepted recovery limits
 R - RPD outside accepted recovery limits
 E - Value above quantitation range
 H - Holding time exceeded

STAT Analysis Corporation

2242 West Harrison St., Suite 200, Chicago, IL 60612-3766

Tel: (312) 733-0551 Fax: (312) 733-2386 STATinfo@STATAnalysis.com

Accreditations: IEPA ELAP 100445; ORELAP IL300001; AIHA-LAP, LLC 101160; NVLAP LabCode 101202-0

Date Reported: August 05, 2014

ANALYTICAL RESULTS

Date Printed: August 05, 2014

Client: Tetra Tech EM Inc.
Work Order: 14070878 Revision 0
Project: TPMHC, Tinley Park
Lab ID: 14070878-061

Client Sample ID: Power-LP-SS-9
Collection Date: 7/21/2014 3:02:00 PM
Matrix: Soil

Analyses	Result	RL	Qualifier	Units	DF	Date Analyzed
Metals by ICP/MS	SW6020 (SW3050B)				Prep Date: 7/25/2014	Analyst: JG
Lead	62	0.53		mg/Kg-dry	10	7/29/2014
pH (25 °C)	SW9045C				Prep Date: 7/29/2014	Analyst: RW
pH	7.4			pH Units	1	7/29/2014
Percent Moisture	D2974				Prep Date: 7/24/2014	Analyst: RW
Percent Moisture	8.4	0.2	*	wt%	1	7/25/2014

Qualifiers:	ND - Not Detected at the Reporting Limit	RL - Reporting / Quantitation Limit for the analysis
	J - Analyte detected below quantitation limits	S - Spike Recovery outside accepted recovery limits
	B - Analyte detected in the associated Method Blank	R - RPD outside accepted recovery limits
	HT - Sample received past holding time	E - Value above quantitation range
	* - Non-accredited parameter	H - Holding time exceeded

STAT Analysis Corporation

2242 West Harrison St., Suite 200, Chicago, IL 60612-3766

Tel: (312) 733-0551 Fax: (312) 733-2386 STATinfo@STATAnalysis.com

Accreditations: IEPA ELAP 100445; ORELAP IL300001; AIHA-LAP, LLC 101160; NVLAP LabCode 101202-0

Date Reported: August 05, 2014

ANALYTICAL RESULTS

Date Printed: August 05, 2014

Client: Tetra Tech EM Inc.
 Work Order: 14070878 Revision 0
 Project: TPMHC, Tinley Park
 Lab ID: 14070878-062

Client Sample ID: Power-LP-SS-13
 Collection Date: 7/21/2014 3:55:00 PM
 Matrix: Soil

Analyses	Result	RL	Qualifier	Units	DF	Date Analyzed
Metals by ICP/MS	SW6020 (SW3050B)				Prep Date: 7/25/2014	Analyst: JG
Lead	190	0.60		mg/Kg-dry	10	7/29/2014
pH (25 °C)	SW9045C				Prep Date: 7/29/2014	Analyst: RW
pH	8.2			pH Units	1	7/29/2014
Percent Moisture	D2974				Prep Date: 7/24/2014	Analyst: RW
Percent Moisture	15.4	0.2	*	wt%	1	7/25/2014

Qualifiers:	ND - Not Detected at the Reporting Limit	RL - Reporting / Quantitation Limit for the analysis
	J - Analyte detected below quantitation limits	S - Spike Recovery outside accepted recovery limits
	B - Analyte detected in the associated Method Blank	R - RPD outside accepted recovery limits
	HT - Sample received past holding time	E - Value above quantitation range
	* - Non-accredited parameter	H - Holding time exceeded

STAT Analysis Corporation

2242 West Harrison St., Suite 200, Chicago, IL 60612-3766

Tel: (312) 733-0551 Fax: (312) 733-2386 STATinfo@STATAnalysis.com

Accreditations: IEPA ELAP 100445; ORELAP IL300001; AIHA-LAP, LLC 101160; NVLAP LabCode 101202-0

Date Reported: August 05, 2014

ANALYTICAL RESULTS

Date Printed: August 05, 2014

Client: Tetra Tech EM Inc.
 Work Order: 14070878 Revision 0
 Project: TPMHC, Tinley Park
 Lab ID: 14070878-063

Client Sample ID: Power-LP-SS-14
 Collection Date: 7/21/2014 3:49:00 PM
 Matrix: Soil

Analyses	Result	RL	Qualifier	Units	DF	Date Analyzed
Metals by ICP/MS	SW6020 (SW3050B)				Prep Date: 7/25/2014	Analyst: JG
Lead	190	0.64		mg/Kg-dry	10	7/29/2014
pH (25 °C)	SW9045C				Prep Date: 7/29/2014	Analyst: RW
pH	7.8			pH Units	1	7/29/2014
Percent Moisture	D2974				Prep Date: 7/24/2014	Analyst: RW
Percent Moisture	22.2	0.2	*	wt%	1	7/25/2014

Qualifiers: ND - Not Detected at the Reporting Limit
 J - Analyte detected below quantitation limits
 B - Analyte detected in the associated Method Blank
 HT - Sample received past holding time
 * - Non-accredited parameter

RL - Reporting / Quantitation Limit for the analysis
 S - Spike Recovery outside accepted recovery limits
 R - RPD outside accepted recovery limits
 E - Value above quantitation range
 H - Holding time exceeded

STAT Analysis Corporation

2242 West Harrison St., Suite 200, Chicago, IL 60612-3766

Tel: (312) 733-0551 Fax: (312) 733-2386 STATinfo@STATAnalysis.com

Accreditations: IEPA ELAP 100445; ORELAP IL300001; AIHA-LAP, LLC 101160; NVLAP LabCode 101202-0

Date Reported: August 05, 2014

ANALYTICAL RESULTS

Date Printed: August 05, 2014

Client: Tetra Tech EM Inc.
 Work Order: 14070878 Revision 0
 Project: TPMHC, Tinley Park
 Lab ID: 14070878-064

Client Sample ID: Power-LP-SS-15
 Collection Date: 7/21/2014 3:44:00 PM
 Matrix: Soil

Analyses	Result	RL	Qualifier	Units	DF	Date Analyzed
Metals by ICP/MS	SW6020 (SW3050B)				Prep Date: 7/25/2014	Analyst: JG
Lead	220	0.61		mg/Kg-dry	10	7/28/2014
pH (25 °C)	SW9045C				Prep Date: 7/29/2014	Analyst: RW
pH	7.8			pH Units	1	7/29/2014
Percent Moisture	D2974				Prep Date: 7/24/2014	Analyst: RW
Percent Moisture	18.3	0.2	*	wt%	1	7/25/2014

Qualifiers:	ND - Not Detected at the Reporting Limit	RL - Reporting / Quantitation Limit for the analysis
	J - Analyte detected below quantitation limits	S - Spike Recovery outside accepted recovery limits
	B - Analyte detected in the associated Method Blank	R - RPD outside accepted recovery limits
	HT - Sample received past holding time	E - Value above quantitation range
	* - Non-accredited parameter	H - Holding time exceeded

STAT Analysis Corporation

2242 West Harrison St., Suite 200, Chicago, IL 60612-3766

Tel: (312) 733-0551 Fax: (312) 733-2386 STATinfo@STATAnalysis.com

Accreditations: IEPA ELAP 100445; ORELAP IL300001; AIHA-LAP, LLC 101160; NVLAP LabCode 101202-0

Date Reported: August 05, 2014

ANALYTICAL RESULTS

Date Printed: August 05, 2014

Client: Tetra Tech EM Inc.
 Work Order: 14070878 Revision 0
 Project: TPMHC, Tinley Park
 Lab ID: 14070878-065

Client Sample ID: Power-LP-SS-16
 Collection Date: 7/21/2014 3:40:00 PM
 Matrix: Soil

Analyses	Result	RL	Qualifier	Units	DF	Date Analyzed
Metals by ICP/MS	SW6020 (SW3050B)				Prep Date: 7/25/2014	Analyst: JG
Lead	270	0.59		mg/Kg-dry	10	7/28/2014
pH (25 °C)	SW9045C				Prep Date: 7/29/2014	Analyst: RW
pH	7.6			pH Units	1	7/29/2014
Percent Moisture	D2974				Prep Date: 7/24/2014	Analyst: RW
Percent Moisture	19.0	0.2	*	wt%	1	7/25/2014

Qualifiers:	ND - Not Detected at the Reporting Limit	RL - Reporting / Quantitation Limit for the analysis
	J - Analyte detected below quantitation limits	S - Spike Recovery outside accepted recovery limits
	B - Analyte detected in the associated Method Blank	R - RPD outside accepted recovery limits
	HT - Sample received past holding time	E - Value above quantitation range
	* - Non-accredited parameter	H - Holding time exceeded

STAT Analysis Corporation

2242 West Harrison St., Suite 200, Chicago, IL 60612-3766

Tel: (312) 733-0551 Fax: (312) 733-2386 STATinfo@STATAnalysis.com

Accreditations: IEPA ELAP 100445; ORELAP IL300001; AIHA-LAP, LLC 101160; NVLAP LabCode 101202-0

Date Reported: August 05, 2014

ANALYTICAL RESULTS

Date Printed: August 05, 2014

Client: Tetra Tech EM Inc.
 Work Order: 14070878 Revision 0
 Project: TPMHC, Tinley Park
 Lab ID: 14070878-066

Client Sample ID: Power-LP-SS-17
 Collection Date: 7/21/2014 3:12:00 PM
 Matrix: Soil

Analyses	Result	RL	Qualifier	Units	DF	Date Analyzed
Metals by ICP/MS	SW6020 (SW3050B)				Prep Date: 7/25/2014	Analyst: JG
Lead	230	0.74		mg/Kg-dry	10	7/28/2014
pH (25 °C)	SW9045C				Prep Date: 7/29/2014	Analyst: RW
pH	7.2			pH Units	1	7/29/2014
Percent Moisture	D2974				Prep Date: 7/24/2014	Analyst: RW
Percent Moisture	30.0	0.2	*	wt%	1	7/25/2014

Qualifiers: ND - Not Detected at the Reporting Limit
 J - Analyte detected below quantitation limits
 B - Analyte detected in the associated Method Blank
 HT - Sample received past holding time
 * - Non-accredited parameter

RL - Reporting / Quantitation Limit for the analysis
 S - Spike Recovery outside accepted recovery limits
 R - RPD outside accepted recovery limits
 E - Value above quantitation range
 H - Holding time exceeded

STAT Analysis Corporation

2242 West Harrison St., Suite 200, Chicago, IL 60612-3766

Tel: (312) 733-0551 Fax: (312) 733-2386 STATinfo@STATAnalysis.com

Accreditations: IEPA ELAP 100445; ORELAP IL300001; AIHA-LAP, LLC 101160; NVLAP LabCode 101202-0

Date Reported: August 05, 2014

ANALYTICAL RESULTS

Date Printed: August 05, 2014

Client: Tetra Tech EM Inc.
 Work Order: 14070878 Revision 0
 Project: TPMHC, Tinley Park
 Lab ID: 14070878-067

Client Sample ID: Power-LP-SS-18
 Collection Date: 7/21/2014 3:35:00 PM
 Matrix: Soil

Analyses	Result	RL	Qualifier	Units	DF	Date Analyzed
Metals by ICP/MS	SW6020 (SW3050B)				Prep Date: 7/25/2014	Analyst: JG
Lead	510	0.59		mg/Kg-dry	10	7/28/2014
pH (25 °C)	SW9045C				Prep Date: 7/29/2014	Analyst: RW
pH	7.3			pH Units	1	7/29/2014
Percent Moisture	D2974				Prep Date: 7/24/2014	Analyst: RW
Percent Moisture	20.4	0.2	*	wt%	1	7/25/2014

Qualifiers: ND - Not Detected at the Reporting Limit
 J - Analyte detected below quantitation limits
 B - Analyte detected in the associated Method Blank
 HT - Sample received past holding time
 * - Non-accredited parameter

RL - Reporting / Quantitation Limit for the analysis
 S - Spike Recovery outside accepted recovery limits
 R - RPD outside accepted recovery limits
 E - Value above quantitation range
 H - Holding time exceeded

STAT Analysis Corporation

2242 West Harrison St., Suite 200, Chicago, IL 60612-3766

Tel: (312) 733-0551 Fax: (312) 733-2386 STATinfo@STATAnalysis.com

Accreditations: IEPA ELAP 100445; ORELAP IL300001; AIHA-LAP, LLC 101160; NVLAP LabCode 101202-0

Date Reported: August 05, 2014

ANALYTICAL RESULTS

Date Printed: August 05, 2014

Client: Tetra Tech EM Inc.
 Work Order: 14070878 Revision 0
 Project: TPMHC, Tinley Park
 Lab ID: 14070878-068

Client Sample ID: Power-LP-SS-19
 Collection Date: 7/21/2014 3:20:00 PM
 Matrix: Soil

Analyses	Result	RL	Qualifier	Units	DF	Date Analyzed
Metals by ICP/MS	SW6020 (SW3050B)				Prep Date: 7/25/2014	Analyst: JG
Lead	120	0.60		mg/Kg-dry	10	7/28/2014
pH (25 °C)	SW9045C				Prep Date: 7/29/2014	Analyst: RW
pH	7.3			pH Units	1	7/29/2014
Percent Moisture	D2974				Prep Date: 7/24/2014	Analyst: RW
Percent Moisture	20.3	0.2	*	wt%	1	7/25/2014

Qualifiers: ND - Not Detected at the Reporting Limit
 J - Analyte detected below quantitation limits
 B - Analyte detected in the associated Method Blank
 HT - Sample received past holding time
 * - Non-accredited parameter

RL - Reporting / Quantitation Limit for the analysis
 S - Spike Recovery outside accepted recovery limits
 R - RPD outside accepted recovery limits
 E - Value above quantitation range
 H - Holding time exceeded

STAT Analysis Corporation

2242 West Harrison St., Suite 200, Chicago, IL 60612-3766

Tel: (312) 733-0551 Fax: (312) 733-2386 STATinfo@STATAnalysis.com

Accreditations: IEPA ELAP 100445; ORELAP IL300001; AIHA-LAP, LLC 101160; NVLAP LabCode 101202-0

Date Reported: August 05, 2014

ANALYTICAL RESULTS

Date Printed: August 05, 2014

Client: Tetra Tech EM Inc.
 Work Order: 14070878 Revision 0
 Project: TPMHC, Tinley Park
 Lab ID: 14070878-069

Client Sample ID: Power-LP-SS-20
 Collection Date: 7/21/2014 3:24:00 PM
 Matrix: Soil

Analyses	Result	RL	Qualifier	Units	DF	Date Analyzed
Metals by ICP/MS	SW6020 (SW3050B)				Prep Date: 7/25/2014	Analyst: JG
Lead	180	0.63		mg/Kg-dry	10	7/28/2014
pH (25 °C)	SW9045C				Prep Date: 7/29/2014	Analyst: RW
pH	7.2			pH Units	1	7/29/2014
Percent Moisture	D2974				Prep Date: 7/24/2014	Analyst: RW
Percent Moisture	23.2	0.2	*	wt%	1	7/25/2014

Qualifiers: ND - Not Detected at the Reporting Limit
 J - Analyte detected below quantitation limits
 B - Analyte detected in the associated Method Blank
 HT - Sample received past holding time
 * - Non-accredited parameter

RL - Reporting / Quantitation Limit for the analysis
 S - Spike Recovery outside accepted recovery limits
 R - RPD outside accepted recovery limits
 E - Value above quantitation range
 H - Holding time exceeded

STAT Analysis Corporation

2242 West Harrison St., Suite 200, Chicago, IL 60612-3766

Tel: (312) 733-0551 Fax: (312) 733-2386 STATinfo@STATAnalysis.com

Accreditations: IEPA ELAP 100445; ORELAP IL300001; AIHA-LAP, LLC 101160; NVLAP LabCode 101202-0

Date Reported: August 05, 2014

ANALYTICAL RESULTS

Date Printed: August 05, 2014

Client: Tetra Tech EM Inc.
 Work Order: 14070878 Revision 0
 Project: TPMHC, Tinley Park
 Lab ID: 14070878-070

Client Sample ID: Cedar-SB-3-0003
 Collection Date: 7/23/2014 12:50:00 PM
 Matrix: Soil

Analyses	Result	RL	Qualifier	Units	DF	Date Analyzed
Mercury	SW7471A				Prep Date: 7/28/2014	Analyst: LB
Mercury	0.034	0.024		mg/Kg-dry	1	7/28/2014
Metals by ICP/MS	SW6020 (SW3050B)				Prep Date: 7/25/2014	Analyst: JG
Aluminum	18000	220		mg/Kg-dry	100	7/25/2014
Antimony	ND	2.2		mg/Kg-dry	10	7/28/2014
Arsenic	9.4	1.1		mg/Kg-dry	10	7/28/2014
Barium	130	1.1		mg/Kg-dry	10	7/28/2014
Beryllium	0.93	0.55		mg/Kg-dry	10	7/28/2014
Cadmium	ND	0.55		mg/Kg-dry	10	7/28/2014
Calcium	3000	670		mg/Kg-dry	100	7/25/2014
Chromium	21	1.1		mg/Kg-dry	10	7/28/2014
Cobalt	9.9	1.1		mg/Kg-dry	10	7/28/2014
Copper	18	2.8		mg/Kg-dry	10	7/28/2014
Iron	24000	330		mg/Kg-dry	100	7/25/2014
Lead	21	0.55		mg/Kg-dry	10	7/28/2014
Magnesium	4400	330		mg/Kg-dry	100	7/25/2014
Manganese	520	1.1		mg/Kg-dry	10	7/28/2014
Nickel	19	1.1		mg/Kg-dry	10	7/28/2014
Potassium	1100	33		mg/Kg-dry	10	7/28/2014
Selenium	ND	1.1		mg/Kg-dry	10	7/28/2014
Silver	ND	1.1		mg/Kg-dry	10	7/28/2014
Sodium	ND	670		mg/Kg-dry	100	7/25/2014
Thallium	ND	1.1		mg/Kg-dry	10	7/28/2014
Vanadium	36	1.1		mg/Kg-dry	10	7/28/2014
Zinc	53	5.5		mg/Kg-dry	10	7/28/2014
Semivolatile Organic Compounds by GC/MS	SW8270C (SW3550B)				Prep Date: 7/28/2014	Analyst: MEP
Acenaphthene	ND	0.041		mg/Kg-dry	1	7/29/2014
Acenaphthylene	ND	0.041		mg/Kg-dry	1	7/29/2014
Aniline	ND	0.41		mg/Kg-dry	1	7/29/2014
Anthracene	ND	0.041		mg/Kg-dry	1	7/29/2014
Benz(a)anthracene	ND	0.041		mg/Kg-dry	1	7/29/2014
Benzidine	ND	0.41		mg/Kg-dry	1	7/29/2014
Benzo(a)pyrene	ND	0.041		mg/Kg-dry	1	7/29/2014
Benzo(b)fluoranthene	ND	0.041		mg/Kg-dry	1	7/29/2014
Benzo(g,h,i)perylene	ND	0.041		mg/Kg-dry	1	7/29/2014
Benzo(k)fluoranthene	ND	0.041		mg/Kg-dry	1	7/29/2014
Benzoic acid	ND	1.0		mg/Kg-dry	1	7/29/2014
Benzyl alcohol	ND	0.21		mg/Kg-dry	1	7/29/2014

Qualifiers:
 ND - Not Detected at the Reporting Limit
 J - Analyte detected below quantitation limits
 B - Analyte detected in the associated Method Blank
 HT - Sample received past holding time
 * - Non-accredited parameter

RL - Reporting / Quantitation Limit for the analysis
 S - Spike Recovery outside accepted recovery limits
 R - RPD outside accepted recovery limits
 E - Value above quantitation range
 H - Holding time exceeded

STAT Analysis Corporation

2242 West Harrison St., Suite 200, Chicago, IL 60612-3766

Tel: (312) 733-0551 Fax: (312) 733-2386 STATinfo@STATAnalysis.com

Accreditations: IEPA ELAP 100445; ORELAP IL300001; AIHA-LAP, LLC 101160; NVLAP LabCode 101202-0

Date Reported: August 05, 2014

ANALYTICAL RESULTS

Date Printed: August 05, 2014

Client: Tetra Tech EM Inc.
 Work Order: 14070878 Revision 0
 Project: TPMHC, Tinley Park
 Lab ID: 14070878-070

Client Sample ID: Cedar-SB-3-0003
 Collection Date: 7/23/2014 12:50:00 PM
 Matrix: Soil

Analyses	Result	RL	Qualifier	Units	DF	Date Analyzed
Semivolatile Organic Compounds by GC/MS	SW8270C (SW3550B)		Prep Date: 7/28/2014		Analyst: MEP	
Bis(2-chloroethoxy)methane	ND	0.21		mg/Kg-dry	1	7/29/2014
Bis(2-chloroethyl)ether	ND	0.21		mg/Kg-dry	1	7/29/2014
Bis(2-ethylhexyl)phthalate	ND	1.0		mg/Kg-dry	1	7/29/2014
4-Bromophenyl phenyl ether	ND	0.21		mg/Kg-dry	1	7/29/2014
Butyl benzyl phthalate	ND	0.21		mg/Kg-dry	1	7/29/2014
Carbazole	ND	0.21		mg/Kg-dry	1	7/29/2014
4-Chloroaniline	ND	0.21		mg/Kg-dry	1	7/29/2014
4-Chloro-3-methylphenol	ND	0.41		mg/Kg-dry	1	7/29/2014
2-Chloronaphthalene	ND	0.21		mg/Kg-dry	1	7/29/2014
2-Chlorophenol	ND	0.21		mg/Kg-dry	1	7/29/2014
4-Chlorophenyl phenyl ether	ND	0.21		mg/Kg-dry	1	7/29/2014
Chrysene	ND	0.041		mg/Kg-dry	1	7/29/2014
Dibenz(a,h)anthracene	ND	0.041		mg/Kg-dry	1	7/29/2014
Dibenzofuran	ND	0.21		mg/Kg-dry	1	7/29/2014
1,2-Dichlorobenzene	ND	0.21		mg/Kg-dry	1	7/29/2014
1,3-Dichlorobenzene	ND	0.21		mg/Kg-dry	1	7/29/2014
1,4-Dichlorobenzene	ND	0.21		mg/Kg-dry	1	7/29/2014
3,3'-Dichlorobenzidine	ND	0.21		mg/Kg-dry	1	7/29/2014
2,4-Dichlorophenol	ND	0.21		mg/Kg-dry	1	7/29/2014
Diethyl phthalate	ND	0.21		mg/Kg-dry	1	7/29/2014
2,4-Dimethylphenol	ND	0.21		mg/Kg-dry	1	7/29/2014
Dimethyl phthalate	ND	0.21		mg/Kg-dry	1	7/29/2014
4,6-Dinitro-2-methylphenol	ND	0.41		mg/Kg-dry	1	7/29/2014
2,4-Dinitrophenol	ND	1.0		mg/Kg-dry	1	7/29/2014
2,4-Dinitrotoluene	ND	0.041		mg/Kg-dry	1	7/29/2014
2,6-Dinitrotoluene	ND	0.041		mg/Kg-dry	1	7/29/2014
Di-n-butyl phthalate	ND	0.21		mg/Kg-dry	1	7/29/2014
Di-n-octyl phthalate	ND	0.21		mg/Kg-dry	1	7/29/2014
Fluoranthene	ND	0.041		mg/Kg-dry	1	7/29/2014
Fluorene	ND	0.041		mg/Kg-dry	1	7/29/2014
Hexachlorobenzene	ND	0.21		mg/Kg-dry	1	7/29/2014
Hexachlorobutadiene	ND	0.21		mg/Kg-dry	1	7/29/2014
Hexachlorocyclopentadiene	ND	0.21		mg/Kg-dry	1	7/29/2014
Hexachloroethane	ND	0.21		mg/Kg-dry	1	7/29/2014
Indeno(1,2,3-cd)pyrene	ND	0.041		mg/Kg-dry	1	7/29/2014
Isophorone	ND	0.21		mg/Kg-dry	1	7/29/2014
2-Methylnaphthalene	ND	0.21		mg/Kg-dry	1	7/29/2014
2-Methylphenol	ND	0.21		mg/Kg-dry	1	7/29/2014

Qualifiers: ND - Not Detected at the Reporting Limit RL - Reporting / Quantitation Limit for the analysis
 J - Analyte detected below quantitation limits S - Spike Recovery outside accepted recovery limits
 B - Analyte detected in the associated Method Blank R - RPD outside accepted recovery limits
 HT - Sample received past holding time E - Value above quantitation range
 * - Non-accredited parameter H - Holding time exceeded

STAT Analysis Corporation

2242 West Harrison St., Suite 200, Chicago, IL 60612-3766

Tel: (312) 733-0551 Fax: (312) 733-2386 STATinfo@STATAnalysis.com

Accreditations: IEPA ELAP 100445; ORELAP IL300001; AIHA-LAP, LLC 101160; NVLAP LabCode 101202-0

Date Reported: August 05, 2014

ANALYTICAL RESULTS

Date Printed: August 05, 2014

Client: Tetra Tech EM Inc.
 Work Order: 14070878 Revision 0
 Project: TPMHC, Tinley Park
 Lab ID: 14070878-070

Client Sample ID: Cedar-SB-3-0003
 Collection Date: 7/23/2014 12:50:00 PM
 Matrix: Soil

Analyses	Result	RL	Qualifier	Units	DF	Date Analyzed
Semivolatile Organic Compounds by GC/MS		SW8270C (SW3550B)		Prep Date: 7/28/2014		Analyst: MEP
4-Methylphenol	ND	0.21		mg/Kg-dry	1	7/29/2014
Naphthalene	ND	0.041		mg/Kg-dry	1	7/29/2014
2-Nitroaniline	ND	0.21		mg/Kg-dry	1	7/29/2014
3-Nitroaniline	ND	0.21		mg/Kg-dry	1	7/29/2014
4-Nitroaniline	ND	0.21		mg/Kg-dry	1	7/29/2014
2-Nitrophenol	ND	0.21		mg/Kg-dry	1	7/29/2014
4-Nitrophenol	ND	0.41		mg/Kg-dry	1	7/29/2014
Nitrobenzene	ND	0.041		mg/Kg-dry	1	7/29/2014
N-Nitrosodi-n-propylamine	ND	0.041		mg/Kg-dry	1	7/29/2014
N-Nitrosodimethylamine	ND	0.21		mg/Kg-dry	1	7/29/2014
N-Nitrosodiphenylamine	ND	0.041		mg/Kg-dry	1	7/29/2014
2, 2'-oxybis(1-Chloropropane)	ND	0.21		mg/Kg-dry	1	7/29/2014
Pentachlorophenol	ND	0.041		mg/Kg-dry	1	7/29/2014
Phenanthrene	ND	0.041		mg/Kg-dry	1	7/29/2014
Phenol	ND	0.21		mg/Kg-dry	1	7/29/2014
Pyrene	ND	0.041		mg/Kg-dry	1	7/29/2014
Pyridine	ND	0.83		mg/Kg-dry	1	7/29/2014
1,2,4-Trichlorobenzene	ND	0.21		mg/Kg-dry	1	7/29/2014
2,4,5-Trichlorophenol	ND	0.21		mg/Kg-dry	1	7/29/2014
2,4,6-Trichlorophenol	ND	0.21		mg/Kg-dry	1	7/29/2014
Volatile Organic Compounds by GC/MS		SW5035/8260B		Prep Date: 7/24/2014		Analyst: PS
Acetone	0.17	0.095		mg/Kg-dry	1	7/31/2014
Benzene	ND	0.0063		mg/Kg-dry	1	7/31/2014
Bromodichloromethane	ND	0.0063		mg/Kg-dry	1	7/31/2014
Bromoform	ND	0.0063		mg/Kg-dry	1	7/31/2014
Bromomethane	ND	0.013		mg/Kg-dry	1	7/31/2014
2-Butanone	ND	0.095		mg/Kg-dry	1	7/31/2014
Carbon disulfide	ND	0.063		mg/Kg-dry	1	7/31/2014
Carbon tetrachloride	ND	0.0063		mg/Kg-dry	1	7/31/2014
Chlorobenzene	ND	0.0063		mg/Kg-dry	1	7/31/2014
Chloroethane	ND	0.013		mg/Kg-dry	1	7/31/2014
Chloroform	ND	0.0063		mg/Kg-dry	1	7/31/2014
Chloromethane	ND	0.013		mg/Kg-dry	1	7/31/2014
Dibromochloromethane	ND	0.0063		mg/Kg-dry	1	7/31/2014
1,1-Dichloroethane	ND	0.0063		mg/Kg-dry	1	7/31/2014
1,2-Dichloroethane	ND	0.0063		mg/Kg-dry	1	7/31/2014
1,1-Dichloroethene	ND	0.0063		mg/Kg-dry	1	7/31/2014
cis-1,2-Dichloroethene	ND	0.0063		mg/Kg-dry	1	7/31/2014

Qualifiers: ND - Not Detected at the Reporting Limit
 J - Analyte detected below quantitation limits
 B - Analyte detected in the associated Method Blank
 HT - Sample received past holding time
 * - Non-accredited parameter

RL - Reporting / Quantitation Limit for the analysis
 S - Spike Recovery outside accepted recovery limits
 R - RPD outside accepted recovery limits
 E - Value above quantitation range
 H - Holding time exceeded

STAT Analysis Corporation

2242 West Harrison St., Suite 200, Chicago, IL 60612-3766

Tel: (312) 733-0551 Fax: (312) 733-2386 STATinfo@STATAnalysis.com

Accreditations: IEPA ELAP 100445; ORELAP IL300001; AIHA-LAP, LLC 101160; NVLAP LabCode 101202-0

Date Reported: August 05, 2014

ANALYTICAL RESULTS

Date Printed: August 05, 2014

Client: Tetra Tech EM Inc.
 Work Order: 14070878 Revision 0
 Project: TPMHC, Tinley Park
 Lab ID: 14070878-070

Client Sample ID: Cedar-SB-3-0003
 Collection Date: 7/23/2014 12:50:00 PM
 Matrix: Soil

Analyses	Result	RL	Qualifier	Units	DF	Date Analyzed
Volatile Organic Compounds by GC/MS	SW5035/8260B		Prep Date: 7/24/2014		Analyst: PS	
trans-1,2-Dichloroethene	ND	0.0063		mg/Kg-dry	1	7/31/2014
1,2-Dichloropropane	ND	0.0063		mg/Kg-dry	1	7/31/2014
cis-1,3-Dichloropropene	ND	0.0025		mg/Kg-dry	1	7/31/2014
trans-1,3-Dichloropropene	ND	0.0025		mg/Kg-dry	1	7/31/2014
Ethylbenzene	ND	0.0063		mg/Kg-dry	1	7/31/2014
2-Hexanone	ND	0.025		mg/Kg-dry	1	7/31/2014
4-Methyl-2-pentanone	ND	0.025		mg/Kg-dry	1	7/31/2014
Methylene chloride	ND	0.013		mg/Kg-dry	1	7/31/2014
Methyl tert-butyl ether	ND	0.0063		mg/Kg-dry	1	7/31/2014
Styrene	ND	0.0063		mg/Kg-dry	1	7/31/2014
1,1,2,2-Tetrachloroethane	ND	0.0063		mg/Kg-dry	1	7/31/2014
Tetrachloroethene	ND	0.0063		mg/Kg-dry	1	7/31/2014
Toluene	ND	0.0063		mg/Kg-dry	1	7/31/2014
1,1,1-Trichloroethane	ND	0.0063		mg/Kg-dry	1	7/31/2014
1,1,2-Trichloroethane	ND	0.0063		mg/Kg-dry	1	7/31/2014
Trichloroethene	ND	0.0063		mg/Kg-dry	1	7/31/2014
Vinyl chloride	ND	0.0063		mg/Kg-dry	1	7/31/2014
Xylenes, Total	ND	0.019		mg/Kg-dry	1	7/31/2014
Cyanide, Total	SW9012A		Prep Date: 7/24/2014		Analyst: YZ	
Cyanide	ND	0.31		mg/Kg-dry	1	7/25/2014
pH (25 °C)	SW9045C		Prep Date: 7/29/2014		Analyst: RW	
pH	7.1			pH Units	1	7/29/2014
Percent Moisture	D2974		Prep Date: 7/24/2014		Analyst: RW	
Percent Moisture	19.7	0.2	*	wt%	1	7/25/2014

Qualifiers: ND - Not Detected at the Reporting Limit
 J - Analyte detected below quantitation limits
 B - Analyte detected in the associated Method Blank
 HT - Sample received past holding time
 * - Non-accredited parameter

RL - Reporting / Quantitation Limit for the analysis
 S - Spike Recovery outside accepted recovery limits
 R - RPD outside accepted recovery limits
 E - Value above quantitation range
 H - Holding time exceeded

STAT Analysis Corporation

2242 West Harrison St., Suite 200, Chicago, IL 60612-3766

Tel: (312) 733-0551 Fax: (312) 733-2386 STATinfo@STATAnalysis.com

Accreditations: IEPA ELAP 100445; ORELAP IL300001; AIHA-LAP, LLC 101160; NVLAP LabCode 101202-0

Date Reported: August 05, 2014

ANALYTICAL RESULTS

Date Printed: August 05, 2014

Client: Tetra Tech EM Inc.
 Work Order: 14070878 Revision 0
 Project: TPMHC, Tinley Park
 Lab ID: 14070878-071

Client Sample ID: Power-OD-SB-1-0003
 Collection Date: 7/23/2014 1:30:00 PM
 Matrix: Soil

Analyses	Result	RL	Qualifier	Units	DF	Date Analyzed
Mercury	SW7471A				Prep Date: 7/28/2014	Analyst: LB
Mercury	0.031	0.021		mg/Kg-dry	1	7/28/2014
Metals by ICP/MS	SW6020 (SW3050B)				Prep Date: 7/25/2014	Analyst: JG
Aluminum	15000	210		mg/Kg-dry	100	7/25/2014
Antimony	ND	2.1		mg/Kg-dry	10	7/28/2014
Arsenic	8.5	1.0		mg/Kg-dry	10	7/28/2014
Barium	110	1.0		mg/Kg-dry	10	7/28/2014
Beryllium	0.96	0.51		mg/Kg-dry	10	7/28/2014
Cadmium	ND	0.51		mg/Kg-dry	10	7/28/2014
Calcium	26000	620		mg/Kg-dry	100	7/25/2014
Chromium	20	1.0		mg/Kg-dry	10	7/28/2014
Cobalt	12	1.0		mg/Kg-dry	10	7/28/2014
Copper	25	2.6		mg/Kg-dry	10	7/28/2014
Iron	28000	310		mg/Kg-dry	100	7/25/2014
Lead	53	0.51		mg/Kg-dry	10	7/28/2014
Magnesium	15000	310		mg/Kg-dry	100	7/25/2014
Manganese	450	1.0		mg/Kg-dry	10	7/28/2014
Nickel	30	1.0		mg/Kg-dry	10	7/28/2014
Potassium	1500	31		mg/Kg-dry	10	7/28/2014
Selenium	ND	1.0		mg/Kg-dry	10	7/28/2014
Silver	ND	1.0		mg/Kg-dry	10	7/28/2014
Sodium	ND	620		mg/Kg-dry	100	7/25/2014
Thallium	ND	1.0		mg/Kg-dry	10	7/28/2014
Vanadium	27	1.0		mg/Kg-dry	10	7/28/2014
Zinc	73	5.1		mg/Kg-dry	10	7/28/2014
Semivolatile Organic Compounds by GC/MS	SW8270C (SW3550B)				Prep Date: 7/28/2014	Analyst: MEP
Acenaphthene	0.18	0.039		mg/Kg-dry	1	7/29/2014
Acenaphthylene	ND	0.039		mg/Kg-dry	1	7/29/2014
Aniline	ND	0.40		mg/Kg-dry	1	7/29/2014
Anthracene	0.35	0.039		mg/Kg-dry	1	7/29/2014
Benz(a)anthracene	0.75	0.039		mg/Kg-dry	1	7/29/2014
Benzidine	ND	0.39		mg/Kg-dry	1	7/29/2014
Benzo(a)pyrene	0.44	0.039		mg/Kg-dry	1	7/29/2014
Benzo(b)fluoranthene	0.48	0.039		mg/Kg-dry	1	7/29/2014
Benzo(g,h,i)perylene	0.27	0.039		mg/Kg-dry	1	7/29/2014
Benzo(k)fluoranthene	0.43	0.039		mg/Kg-dry	1	7/29/2014
Benzoic acid	ND	0.99		mg/Kg-dry	1	7/29/2014
Benzyl alcohol	ND	0.20		mg/Kg-dry	1	7/29/2014

Qualifiers: ND - Not Detected at the Reporting Limit
 J - Analyte detected below quantitation limits
 B - Analyte detected in the associated Method Blank
 HT - Sample received past holding time
 * - Non-accredited parameter

RL - Reporting / Quantitation Limit for the analysis
 S - Spike Recovery outside accepted recovery limits
 R - RPD outside accepted recovery limits
 E - Value above quantitation range
 H - Holding time exceeded

STAT Analysis Corporation

2242 West Harrison St., Suite 200, Chicago, IL 60612-3766

Tel: (312) 733-0551 Fax: (312) 733-2386 STATinfo@STATAnalysis.com

Accreditations: IEPA ELAP 100445; ORELAP IL300001; AIHA-LAP, LLC 101160; NVLAP LabCode 101202-0

Date Reported: August 05, 2014

ANALYTICAL RESULTS

Date Printed: August 05, 2014

Client: Tetra Tech EM Inc.
 Work Order: 14070878 Revision 0
 Project: TPMHC, Tinley Park
 Lab ID: 14070878-071

Client Sample ID: Power-OD-SB-1-0003
 Collection Date: 7/23/2014 1:30:00 PM
 Matrix: Soil

Analyses	Result	RL	Qualifier	Units	DF	Date Analyzed
Semivolatile Organic Compounds by GC/MS	SW8270C (SW3550B)		Prep Date: 7/28/2014		Analyst: MEP	
Bis(2-chloroethoxy)methane	ND	0.20		mg/Kg-dry	1	7/29/2014
Bis(2-chloroethyl)ether	ND	0.20		mg/Kg-dry	1	7/29/2014
Bis(2-ethylhexyl)phthalate	ND	0.99		mg/Kg-dry	1	7/29/2014
4-Bromophenyl phenyl ether	ND	0.20		mg/Kg-dry	1	7/29/2014
Butyl benzyl phthalate	ND	0.20		mg/Kg-dry	1	7/29/2014
Carbazole	0.21	0.20		mg/Kg-dry	1	7/29/2014
4-Chloroaniline	ND	0.20		mg/Kg-dry	1	7/29/2014
4-Chloro-3-methylphenol	ND	0.39		mg/Kg-dry	1	7/29/2014
2-Chloronaphthalene	ND	0.20		mg/Kg-dry	1	7/29/2014
2-Chlorophenol	ND	0.20		mg/Kg-dry	1	7/29/2014
4-Chlorophenyl phenyl ether	ND	0.20		mg/Kg-dry	1	7/29/2014
Chrysene	0.79	0.039		mg/Kg-dry	1	7/29/2014
Dibenz(a,h)anthracene	0.15	0.039		mg/Kg-dry	1	7/29/2014
Dibenzofuran	ND	0.20		mg/Kg-dry	1	7/29/2014
1,2-Dichlorobenzene	ND	0.20		mg/Kg-dry	1	7/29/2014
1,3-Dichlorobenzene	ND	0.20		mg/Kg-dry	1	7/29/2014
1,4-Dichlorobenzene	ND	0.20		mg/Kg-dry	1	7/29/2014
3,3'-Dichlorobenzidine	ND	0.20		mg/Kg-dry	1	7/29/2014
2,4-Dichlorophenol	ND	0.20		mg/Kg-dry	1	7/29/2014
Diethyl phthalate	ND	0.20		mg/Kg-dry	1	7/29/2014
2,4-Dimethylphenol	ND	0.20		mg/Kg-dry	1	7/29/2014
Dimethyl phthalate	ND	0.20		mg/Kg-dry	1	7/29/2014
4,6-Dinitro-2-methylphenol	ND	0.39		mg/Kg-dry	1	7/29/2014
2,4-Dinitrophenol	ND	0.99		mg/Kg-dry	1	7/29/2014
2,4-Dinitrotoluene	ND	0.039		mg/Kg-dry	1	7/29/2014
2,6-Dinitrotoluene	ND	0.039		mg/Kg-dry	1	7/29/2014
Di-n-butyl phthalate	ND	0.20		mg/Kg-dry	1	7/29/2014
Di-n-octyl phthalate	ND	0.20		mg/Kg-dry	1	7/29/2014
Fluoranthene	1.9	0.039		mg/Kg-dry	1	7/29/2014
Fluorene	0.17	0.039		mg/Kg-dry	1	7/29/2014
Hexachlorobenzene	ND	0.20		mg/Kg-dry	1	7/29/2014
Hexachlorobutadiene	ND	0.20		mg/Kg-dry	1	7/29/2014
Hexachlorocyclopentadiene	ND	0.20		mg/Kg-dry	1	7/29/2014
Hexachloroethane	ND	0.20		mg/Kg-dry	1	7/29/2014
Indeno(1,2,3-cd)pyrene	0.27	0.039		mg/Kg-dry	1	7/29/2014
Isophorone	ND	0.20		mg/Kg-dry	1	7/29/2014
2-Methylnaphthalene	ND	0.20		mg/Kg-dry	1	7/29/2014
2-Methylphenol	ND	0.20		mg/Kg-dry	1	7/29/2014

Qualifiers: ND - Not Detected at the Reporting Limit
 J - Analyte detected below quantitation limits
 B - Analyte detected in the associated Method Blank
 HT - Sample received past holding time
 * - Non-accredited parameter

RL - Reporting / Quantitation Limit for the analysis
 S - Spike Recovery outside accepted recovery limits
 R - RPD outside accepted recovery limits
 E - Value above quantitation range
 H - Holding time exceeded

STAT Analysis Corporation

2242 West Harrison St., Suite 200, Chicago, IL 60612-3766

Tel: (312) 733-0551 Fax: (312) 733-2386 STATinfo@STATAnalysis.com

Accreditations: IEPA ELAP 100445; ORELAP IL300001; AIHA-LAP, LLC 101160; NVLAP LabCode 101202-0

Date Reported: August 05, 2014

ANALYTICAL RESULTS

Date Printed: August 05, 2014

Client: Tetra Tech EM Inc.
 Work Order: 14070878 Revision 0
 Project: TPMHC, Tinley Park
 Lab ID: 14070878-071

Client Sample ID: Power-OD-SB-1-0003
 Collection Date: 7/23/2014 1:30:00 PM
 Matrix: Soil

Analyses	Result	RL	Qualifier	Units	DF	Date Analyzed
Semivolatile Organic Compounds by GC/MS		SW8270C (SW3550B)		Prep Date: 7/28/2014		Analyst: MEP
4-Methylphenol	ND	0.20		mg/Kg-dry	1	7/29/2014
Naphthalene	ND	0.039		mg/Kg-dry	1	7/29/2014
2-Nitroaniline	ND	0.20		mg/Kg-dry	1	7/29/2014
3-Nitroaniline	ND	0.20		mg/Kg-dry	1	7/29/2014
4-Nitroaniline	ND	0.20		mg/Kg-dry	1	7/29/2014
2-Nitrophenol	ND	0.20		mg/Kg-dry	1	7/29/2014
4-Nitrophenol	ND	0.39		mg/Kg-dry	1	7/29/2014
Nitrobenzene	ND	0.039		mg/Kg-dry	1	7/29/2014
N-Nitrosodi-n-propylamine	ND	0.039		mg/Kg-dry	1	7/29/2014
N-Nitrosodimethylamine	ND	0.20		mg/Kg-dry	1	7/29/2014
N-Nitrosodiphenylamine	ND	0.039		mg/Kg-dry	1	7/29/2014
2, 2'-oxybis(1-Chloropropane)	ND	0.20		mg/Kg-dry	1	7/29/2014
Pentachlorophenol	ND	0.039		mg/Kg-dry	1	7/29/2014
Phenanthrene	1.5	0.039		mg/Kg-dry	1	7/29/2014
Phenol	ND	0.20		mg/Kg-dry	1	7/29/2014
Pyrene	1.5	0.039		mg/Kg-dry	1	7/29/2014
Pyridine	ND	0.80		mg/Kg-dry	1	7/29/2014
1,2,4-Trichlorobenzene	ND	0.20		mg/Kg-dry	1	7/29/2014
2,4,5-Trichlorophenol	ND	0.20		mg/Kg-dry	1	7/29/2014
2,4,6-Trichlorophenol	ND	0.20		mg/Kg-dry	1	7/29/2014
Volatile Organic Compounds by GC/MS		SW5035/8260B		Prep Date: 7/24/2014		Analyst: PS
Acetone	ND	0.071		mg/Kg-dry	1	7/31/2014
Benzene	ND	0.0047		mg/Kg-dry	1	7/31/2014
Bromodichloromethane	ND	0.0047		mg/Kg-dry	1	7/31/2014
Bromoform	ND	0.0047		mg/Kg-dry	1	7/31/2014
Bromomethane	ND	0.0094		mg/Kg-dry	1	7/31/2014
2-Butanone	ND	0.071		mg/Kg-dry	1	7/31/2014
Carbon disulfide	ND	0.047		mg/Kg-dry	1	7/31/2014
Carbon tetrachloride	ND	0.0047		mg/Kg-dry	1	7/31/2014
Chlorobenzene	ND	0.0047		mg/Kg-dry	1	7/31/2014
Chloroethane	ND	0.0094		mg/Kg-dry	1	7/31/2014
Chloroform	ND	0.0047		mg/Kg-dry	1	7/31/2014
Chloromethane	ND	0.0094		mg/Kg-dry	1	7/31/2014
Dibromochloromethane	ND	0.0047		mg/Kg-dry	1	7/31/2014
1,1-Dichloroethane	ND	0.0047		mg/Kg-dry	1	7/31/2014
1,2-Dichloroethane	ND	0.0047		mg/Kg-dry	1	7/31/2014
1,1-Dichloroethene	ND	0.0047		mg/Kg-dry	1	7/31/2014
cis-1,2-Dichloroethene	ND	0.0047		mg/Kg-dry	1	7/31/2014

Qualifiers: ND - Not Detected at the Reporting Limit
 J - Analyte detected below quantitation limits
 B - Analyte detected in the associated Method Blank
 HT - Sample received past holding time
 * - Non-accredited parameter

RL - Reporting / Quantitation Limit for the analysis
 S - Spike Recovery outside accepted recovery limits
 R - RPD outside accepted recovery limits
 E - Value above quantitation range
 H - Holding time exceeded

STAT Analysis Corporation

2242 West Harrison St., Suite 200, Chicago, IL 60612-3766

Tel: (312) 733-0551 Fax: (312) 733-2386 STATinfo@STATAnalysis.com

Accreditations: IEPA ELAP 100445; ORELAP IL300001; AIHA-LAP, LLC 101160; NVLAP LabCode 101202-0

Date Reported: August 05, 2014

ANALYTICAL RESULTS

Date Printed: August 05, 2014

Client: Tetra Tech EM Inc.
 Work Order: 14070878 Revision 0
 Project: TPMHC, Tinley Park
 Lab ID: 14070878-071

Client Sample ID: Power-OD-SB-1-0003
 Collection Date: 7/23/2014 1:30:00 PM
 Matrix: Soil

Analyses	Result	RL	Qualifier	Units	DF	Date Analyzed
Volatile Organic Compounds by GC/MS	SW5035/8260B		Prep Date: 7/24/2014		Analyst: PS	
trans-1,2-Dichloroethene	ND	0.0047		mg/Kg-dry	1	7/31/2014
1,2-Dichloropropane	ND	0.0047		mg/Kg-dry	1	7/31/2014
cis-1,3-Dichloropropene	ND	0.0019		mg/Kg-dry	1	7/31/2014
trans-1,3-Dichloropropene	ND	0.0019		mg/Kg-dry	1	7/31/2014
Ethylbenzene	ND	0.0047		mg/Kg-dry	1	7/31/2014
2-Hexanone	ND	0.019		mg/Kg-dry	1	7/31/2014
4-Methyl-2-pentanone	ND	0.019		mg/Kg-dry	1	7/31/2014
Methylene chloride	ND	0.0094		mg/Kg-dry	1	7/31/2014
Methyl tert-butyl ether	ND	0.0047		mg/Kg-dry	1	7/31/2014
Styrene	ND	0.0047		mg/Kg-dry	1	7/31/2014
1,1,2,2-Tetrachloroethane	ND	0.0047		mg/Kg-dry	1	7/31/2014
Tetrachloroethene	ND	0.0047		mg/Kg-dry	1	7/31/2014
Toluene	ND	0.0047		mg/Kg-dry	1	7/31/2014
1,1,1-Trichloroethane	ND	0.0047		mg/Kg-dry	1	7/31/2014
1,1,2-Trichloroethane	ND	0.0047		mg/Kg-dry	1	7/31/2014
Trichloroethene	ND	0.0047		mg/Kg-dry	1	7/31/2014
Vinyl chloride	ND	0.0047		mg/Kg-dry	1	7/31/2014
Xylenes, Total	ND	0.014		mg/Kg-dry	1	7/31/2014
Cyanide, Total	SW9012A		Prep Date: 7/24/2014		Analyst: YZ	
Cyanide	ND	0.30		mg/Kg-dry	1	7/25/2014
pH (25 °C)	SW9045C		Prep Date: 7/29/2014		Analyst: RW	
pH	7.9			pH Units	1	7/29/2014
Percent Moisture	D2974		Prep Date: 7/24/2014		Analyst: RW	
Percent Moisture	16.7	0.2	*	wt%	1	7/25/2014

Qualifiers: ND - Not Detected at the Reporting Limit
 J - Analyte detected below quantitation limits
 B - Analyte detected in the associated Method Blank
 HT - Sample received past holding time
 * - Non-accredited parameter

RL - Reporting / Quantitation Limit for the analysis
 S - Spike Recovery outside accepted recovery limits
 R - RPD outside accepted recovery limits
 E - Value above quantitation range
 H - Holding time exceeded

STAT Analysis Corporation

2242 West Harrison St., Suite 200, Chicago, IL 60612-3766

Tel: (312) 733-0551 Fax: (312) 733-2386 STATinfo@STATAnalysis.com

Accreditations: IEPA ELAP 100445; ORELAP IL300001; AIHA-LAP, LLC 101160; NVLAP LabCode 101202-0

Date Reported: August 05, 2014

ANALYTICAL RESULTS

Date Printed: August 05, 2014

Client: Tetra Tech EM Inc.
 Work Order: 14070878 Revision 0
 Project: TPMHC, Tinley Park
 Lab ID: 14070878-072

Client Sample ID: Power-OD-SB-1-0608
 Collection Date: 7/23/2014 1:40:00 PM
 Matrix: Soil

Analyses	Result	RL	Qualifier	Units	DF	Date Analyzed
Mercury	SW7471A				Prep Date: 7/28/2014	Analyst: LB
Mercury	0.022	0.020		mg/Kg-dry	1	7/28/2014
Metals by ICP/MS	SW6020 (SW3050B)				Prep Date: 7/25/2014	Analyst: JG
Aluminum	13000	220		mg/Kg-dry	100	7/25/2014
Antimony	ND	2.2		mg/Kg-dry	10	7/28/2014
Arsenic	7.9	1.1		mg/Kg-dry	10	7/28/2014
Barium	80	1.1		mg/Kg-dry	10	7/28/2014
Beryllium	0.88	0.55		mg/Kg-dry	10	7/28/2014
Cadmium	ND	0.55		mg/Kg-dry	10	7/28/2014
Calcium	29000	660		mg/Kg-dry	100	7/25/2014
Chromium	20	1.1		mg/Kg-dry	10	7/28/2014
Cobalt	12	1.1		mg/Kg-dry	10	7/28/2014
Copper	24	2.7		mg/Kg-dry	10	7/28/2014
Iron	24000	330		mg/Kg-dry	100	7/25/2014
Lead	32	0.55		mg/Kg-dry	10	7/28/2014
Magnesium	17000	330		mg/Kg-dry	100	7/25/2014
Manganese	470	1.1		mg/Kg-dry	10	7/28/2014
Nickel	31	1.1		mg/Kg-dry	10	7/28/2014
Potassium	1500	33		mg/Kg-dry	10	7/28/2014
Selenium	ND	1.1		mg/Kg-dry	10	7/28/2014
Silver	ND	1.1		mg/Kg-dry	10	7/28/2014
Sodium	ND	660		mg/Kg-dry	100	7/25/2014
Thallium	ND	1.1		mg/Kg-dry	10	7/28/2014
Vanadium	25	1.1		mg/Kg-dry	10	7/28/2014
Zinc	120	5.5		mg/Kg-dry	10	7/28/2014
Semivolatile Organic Compounds by GC/MS	SW8270C (SW3550B)				Prep Date: 7/28/2014	Analyst: MEP
Acenaphthene	ND	0.039		mg/Kg-dry	1	7/29/2014
Acenaphthylene	ND	0.039		mg/Kg-dry	1	7/29/2014
Aniline	ND	0.40		mg/Kg-dry	1	7/29/2014
Anthracene	0.24	0.039		mg/Kg-dry	1	7/29/2014
Benz(a)anthracene	ND	0.039		mg/Kg-dry	1	7/29/2014
Benzidine	ND	0.39		mg/Kg-dry	1	7/29/2014
Benzo(a)pyrene	ND	0.039		mg/Kg-dry	1	7/29/2014
Benzo(b)fluoranthene	ND	0.039		mg/Kg-dry	1	7/29/2014
Benzo(g,h,i)perylene	ND	0.039		mg/Kg-dry	1	7/29/2014
Benzo(k)fluoranthene	ND	0.039		mg/Kg-dry	1	7/29/2014
Benzoic acid	ND	0.99		mg/Kg-dry	1	7/29/2014
Benzyl alcohol	ND	0.20		mg/Kg-dry	1	7/29/2014

Qualifiers:
 ND - Not Detected at the Reporting Limit
 J - Analyte detected below quantitation limits
 B - Analyte detected in the associated Method Blank
 HT - Sample received past holding time
 * - Non-accredited parameter

RL - Reporting / Quantitation Limit for the analysis
 S - Spike Recovery outside accepted recovery limits
 R - RPD outside accepted recovery limits
 E - Value above quantitation range
 H - Holding time exceeded

STAT Analysis Corporation

2242 West Harrison St., Suite 200, Chicago, IL 60612-3766

Tel: (312) 733-0551 Fax: (312) 733-2386 STATinfo@STATAnalysis.com

Accreditations: IEPA ELAP 100445; ORELAP IL300001; AIHA-LAP, LLC 101160; NVLAP LabCode 101202-0

Date Reported: August 05, 2014

ANALYTICAL RESULTS

Date Printed: August 05, 2014

Client: Tetra Tech EM Inc.
 Work Order: 14070878 Revision 0
 Project: TPMHC, Tinley Park
 Lab ID: 14070878-072

Client Sample ID: Power-OD-SB-1-0608
 Collection Date: 7/23/2014 1:40:00 PM
 Matrix: Soil

Analyses	Result	RL	Qualifier	Units	DF	Date Analyzed
Semivolatile Organic Compounds by GC/MS	SW8270C (SW3550B)		Prep Date: 7/28/2014		Analyst: MEP	
Bis(2-chloroethoxy)methane	ND	0.20		mg/Kg-dry	1	7/29/2014
Bis(2-chloroethyl)ether	ND	0.20		mg/Kg-dry	1	7/29/2014
Bis(2-ethylhexyl)phthalate	ND	0.99		mg/Kg-dry	1	7/29/2014
4-Bromophenyl phenyl ether	ND	0.20		mg/Kg-dry	1	7/29/2014
Butyl benzyl phthalate	ND	0.20		mg/Kg-dry	1	7/29/2014
Carbazole	ND	0.20		mg/Kg-dry	1	7/29/2014
4-Chloroaniline	ND	0.20		mg/Kg-dry	1	7/29/2014
4-Chloro-3-methylphenol	ND	0.39		mg/Kg-dry	1	7/29/2014
2-Chloronaphthalene	ND	0.20		mg/Kg-dry	1	7/29/2014
2-Chlorophenol	ND	0.20		mg/Kg-dry	1	7/29/2014
4-Chlorophenyl phenyl ether	ND	0.20		mg/Kg-dry	1	7/29/2014
Chrysene	ND	0.039		mg/Kg-dry	1	7/29/2014
Dibenz(a,h)anthracene	ND	0.039		mg/Kg-dry	1	7/29/2014
Dibenzofuran	ND	0.20		mg/Kg-dry	1	7/29/2014
1,2-Dichlorobenzene	ND	0.20		mg/Kg-dry	1	7/29/2014
1,3-Dichlorobenzene	ND	0.20		mg/Kg-dry	1	7/29/2014
1,4-Dichlorobenzene	ND	0.20		mg/Kg-dry	1	7/29/2014
3,3'-Dichlorobenzidine	ND	0.20		mg/Kg-dry	1	7/29/2014
2,4-Dichlorophenol	ND	0.20		mg/Kg-dry	1	7/29/2014
Diethyl phthalate	ND	0.20		mg/Kg-dry	1	7/29/2014
2,4-Dimethylphenol	ND	0.20		mg/Kg-dry	1	7/29/2014
Dimethyl phthalate	ND	0.20		mg/Kg-dry	1	7/29/2014
4,6-Dinitro-2-methylphenol	ND	0.39		mg/Kg-dry	1	7/29/2014
2,4-Dinitrophenol	ND	0.99		mg/Kg-dry	1	7/29/2014
2,4-Dinitrotoluene	ND	0.039		mg/Kg-dry	1	7/29/2014
2,6-Dinitrotoluene	ND	0.039		mg/Kg-dry	1	7/29/2014
Di-n-butyl phthalate	ND	0.20		mg/Kg-dry	1	7/29/2014
Di-n-octyl phthalate	ND	0.20		mg/Kg-dry	1	7/29/2014
Fluoranthene	0.081	0.039		mg/Kg-dry	1	7/29/2014
Fluorene	ND	0.039		mg/Kg-dry	1	7/29/2014
Hexachlorobenzene	ND	0.20		mg/Kg-dry	1	7/29/2014
Hexachlorobutadiene	ND	0.20		mg/Kg-dry	1	7/29/2014
Hexachlorocyclopentadiene	ND	0.20		mg/Kg-dry	1	7/29/2014
Hexachloroethane	ND	0.20		mg/Kg-dry	1	7/29/2014
Indeno(1,2,3-cd)pyrene	ND	0.039		mg/Kg-dry	1	7/29/2014
Isophorone	ND	0.20		mg/Kg-dry	1	7/29/2014
2-Methylnaphthalene	ND	0.20		mg/Kg-dry	1	7/29/2014
2-Methylphenol	ND	0.20		mg/Kg-dry	1	7/29/2014

Qualifiers: ND - Not Detected at the Reporting Limit
 J - Analyte detected below quantitation limits
 B - Analyte detected in the associated Method Blank
 HT - Sample received past holding time
 * - Non-accredited parameter

RL - Reporting / Quantitation Limit for the analysis
 S - Spike Recovery outside accepted recovery limits
 R - RPD outside accepted recovery limits
 E - Value above quantitation range
 H - Holding time exceeded

STAT Analysis Corporation

2242 West Harrison St., Suite 200, Chicago, IL 60612-3766

Tel: (312) 733-0551 Fax: (312) 733-2386 STATinfo@STATAnalysis.com

Accreditations: IEPA ELAP 100445; ORELAP IL300001; AIHA-LAP, LLC 101160; NVLAP LabCode 101202-0

Date Reported: August 05, 2014

ANALYTICAL RESULTS

Date Printed: August 05, 2014

Client: Tetra Tech EM Inc.
Work Order: 14070878 Revision 0
Project: TPMHC, Tinley Park
Lab ID: 14070878-072

Client Sample ID: Power-OD-SB-1-0608
Collection Date: 7/23/2014 1:40:00 PM
Matrix: Soil

Analyses	Result	RL	Qualifier	Units	DF	Date Analyzed
Semivolatile Organic Compounds by GC/MS		SW8270C (SW3550B)		Prep Date: 7/28/2014		Analyst: MEP
4-Methylphenol	ND	0.20		mg/Kg-dry	1	7/29/2014
Naphthalene	ND	0.039		mg/Kg-dry	1	7/29/2014
2-Nitroaniline	ND	0.20		mg/Kg-dry	1	7/29/2014
3-Nitroaniline	ND	0.20		mg/Kg-dry	1	7/29/2014
4-Nitroaniline	ND	0.20		mg/Kg-dry	1	7/29/2014
2-Nitrophenol	ND	0.20		mg/Kg-dry	1	7/29/2014
4-Nitrophenol	ND	0.39		mg/Kg-dry	1	7/29/2014
Nitrobenzene	ND	0.039		mg/Kg-dry	1	7/29/2014
N-Nitrosodi-n-propylamine	ND	0.039		mg/Kg-dry	1	7/29/2014
N-Nitrosodimethylamine	ND	0.20		mg/Kg-dry	1	7/29/2014
N-Nitrosodiphenylamine	ND	0.039		mg/Kg-dry	1	7/29/2014
2, 2'-oxybis(1-Chloropropane)	ND	0.20		mg/Kg-dry	1	7/29/2014
Pentachlorophenol	ND	0.039		mg/Kg-dry	1	7/29/2014
Phenanthrene	0.71	0.039		mg/Kg-dry	1	7/29/2014
Phenol	ND	0.20		mg/Kg-dry	1	7/29/2014
Pyrene	ND	0.039		mg/Kg-dry	1	7/29/2014
Pyridine	ND	0.80		mg/Kg-dry	1	7/29/2014
1,2,4-Trichlorobenzene	ND	0.20		mg/Kg-dry	1	7/29/2014
2,4,5-Trichlorophenol	ND	0.20		mg/Kg-dry	1	7/29/2014
2,4,6-Trichlorophenol	ND	0.20		mg/Kg-dry	1	7/29/2014
Volatile Organic Compounds by GC/MS		SW5035/8260B		Prep Date: 7/24/2014		Analyst: PS
Acetone	0.16	0.067		mg/Kg-dry	1	7/31/2014
Benzene	0.0053	0.0045		mg/Kg-dry	1	7/31/2014
Bromodichloromethane	ND	0.0045		mg/Kg-dry	1	7/31/2014
Bromoform	ND	0.0045		mg/Kg-dry	1	7/31/2014
Bromomethane	ND	0.0090		mg/Kg-dry	1	7/31/2014
2-Butanone	ND	0.067		mg/Kg-dry	1	7/31/2014
Carbon disulfide	ND	0.045		mg/Kg-dry	1	7/31/2014
Carbon tetrachloride	ND	0.0045		mg/Kg-dry	1	7/31/2014
Chlorobenzene	ND	0.0045		mg/Kg-dry	1	7/31/2014
Chloroethane	ND	0.0090		mg/Kg-dry	1	7/31/2014
Chloroform	ND	0.0045		mg/Kg-dry	1	7/31/2014
Chloromethane	ND	0.0090		mg/Kg-dry	1	7/31/2014
Dibromochloromethane	ND	0.0045		mg/Kg-dry	1	7/31/2014
1,1-Dichloroethane	ND	0.0045		mg/Kg-dry	1	7/31/2014
1,2-Dichloroethane	ND	0.0045		mg/Kg-dry	1	7/31/2014
1,1-Dichloroethene	ND	0.0045		mg/Kg-dry	1	7/31/2014
cis-1,2-Dichloroethene	ND	0.0045		mg/Kg-dry	1	7/31/2014

Qualifiers: ND - Not Detected at the Reporting Limit
 J - Analyte detected below quantitation limits
 B - Analyte detected in the associated Method Blank
 HT - Sample received past holding time
 * - Non-accredited parameter

RL - Reporting / Quantitation Limit for the analysis
 S - Spike Recovery outside accepted recovery limits
 R - RPD outside accepted recovery limits
 E - Value above quantitation range
 H - Holding time exceeded

STAT Analysis Corporation

2242 West Harrison St., Suite 200, Chicago, IL 60612-3766

Tel: (312) 733-0551 Fax: (312) 733-2386 STATinfo@STATAnalysis.com

Accreditations: IEPA ELAP 100445; ORELAP IL300001; AIHA-LAP, LLC 101160; NVLAP LabCode 101202-0

Date Reported: August 05, 2014

ANALYTICAL RESULTS

Date Printed: August 05, 2014

Client: Tetra Tech EM Inc.
 Work Order: 14070878 Revision 0
 Project: TPMHC, Tinley Park
 Lab ID: 14070878-072

Client Sample ID: Power-OD-SB-1-0608
 Collection Date: 7/23/2014 1:40:00 PM
 Matrix: Soil

Analyses	Result	RL	Qualifier	Units	DF	Date Analyzed
Volatile Organic Compounds by GC/MS	SW5035/8260B		Prep Date: 7/24/2014		Analyst: PS	
trans-1,2-Dichloroethene	ND	0.0045		mg/Kg-dry	1	7/31/2014
1,2-Dichloropropane	ND	0.0045		mg/Kg-dry	1	7/31/2014
cis-1,3-Dichloropropene	ND	0.0018		mg/Kg-dry	1	7/31/2014
trans-1,3-Dichloropropene	ND	0.0018		mg/Kg-dry	1	7/31/2014
Ethylbenzene	0.023	0.0045		mg/Kg-dry	1	7/31/2014
2-Hexanone	ND	0.018		mg/Kg-dry	1	7/31/2014
4-Methyl-2-pentanone	ND	0.018		mg/Kg-dry	1	7/31/2014
Methylene chloride	ND	0.0090		mg/Kg-dry	1	7/31/2014
Methyl tert-butyl ether	ND	0.0045		mg/Kg-dry	1	7/31/2014
Styrene	ND	0.0045		mg/Kg-dry	1	7/31/2014
1,1,2,2-Tetrachloroethane	ND	0.0045		mg/Kg-dry	1	7/31/2014
Tetrachloroethene	ND	0.0045		mg/Kg-dry	1	7/31/2014
Toluene	0.019	0.0045		mg/Kg-dry	1	7/31/2014
1,1,1-Trichloroethane	ND	0.0045		mg/Kg-dry	1	7/31/2014
1,1,2-Trichloroethane	ND	0.0045		mg/Kg-dry	1	7/31/2014
Trichloroethene	ND	0.0045		mg/Kg-dry	1	7/31/2014
Vinyl chloride	ND	0.0045		mg/Kg-dry	1	7/31/2014
Xylenes, Total	0.050	0.013		mg/Kg-dry	1	7/31/2014
Cyanide, Total	SW9012A		Prep Date: 7/24/2014		Analyst: YZ	
Cyanide	ND	0.30		mg/Kg-dry	1	7/25/2014
pH (25 °C)	SW9045C		Prep Date: 7/29/2014		Analyst: RW	
pH	8.0			pH Units	1	7/29/2014
Percent Moisture	D2974		Prep Date: 7/24/2014		Analyst: RW	
Percent Moisture	16.4	0.2	*	wt%	1	7/25/2014

Qualifiers: ND - Not Detected at the Reporting Limit
 J - Analyte detected below quantitation limits
 B - Analyte detected in the associated Method Blank
 HT - Sample received past holding time
 * - Non-accredited parameter

RL - Reporting / Quantitation Limit for the analysis
 S - Spike Recovery outside accepted recovery limits
 R - RPD outside accepted recovery limits
 E - Value above quantitation range
 H - Holding time exceeded

STAT Analysis Corporation

2242 West Harrison St., Suite 200, Chicago, IL 60612-3766

Tel: (312) 733-0551 Fax: (312) 733-2386 STATinfo@STATAnalysis.com

Accreditations: IEPA ELAP 100445; ORELAP IL300001; AIHA-LAP, LLC 101160; NVLAP LabCode 101202-0

Date Reported: August 05, 2014

ANALYTICAL RESULTS

Date Printed: August 05, 2014

Client: Tetra Tech EM Inc.
 Work Order: 14070878 Revision 0
 Project: TPMHC, Tinley Park
 Lab ID: 14070878-073

Client Sample ID: Power-OD-SB-2-0507
 Collection Date: 7/23/2014 2:25:00 PM
 Matrix: Soil

Analyses	Result	RL	Qualifier	Units	DF	Date Analyzed
Mercury	SW7471A				Prep Date: 7/28/2014	Analyst: LB
Mercury	ND	0.019		mg/Kg-dry	1	7/28/2014
Metals by ICP/MS	SW6020 (SW3050B)				Prep Date: 7/25/2014	Analyst: JG
Aluminum	1800	220		mg/Kg-dry	100	7/25/2014
Antimony	ND	2.2		mg/Kg-dry	10	7/28/2014
Arsenic	4.3	1.1		mg/Kg-dry	10	7/28/2014
Barium	8.4	1.1		mg/Kg-dry	10	7/28/2014
Beryllium	ND	0.55		mg/Kg-dry	10	7/28/2014
Cadmium	ND	0.55		mg/Kg-dry	10	7/28/2014
Calcium	28000	660		mg/Kg-dry	100	7/25/2014
Chromium	3.3	1.1		mg/Kg-dry	10	7/28/2014
Cobalt	3.6	1.1		mg/Kg-dry	10	7/28/2014
Copper	9.0	2.7		mg/Kg-dry	10	7/28/2014
Iron	6900	330		mg/Kg-dry	100	7/25/2014
Lead	5.8	0.55		mg/Kg-dry	10	7/28/2014
Magnesium	9600	330		mg/Kg-dry	100	7/25/2014
Manganese	150	1.1		mg/Kg-dry	10	7/28/2014
Nickel	8.9	1.1		mg/Kg-dry	10	7/28/2014
Potassium	410	33		mg/Kg-dry	10	7/28/2014
Selenium	ND	1.1		mg/Kg-dry	10	7/28/2014
Silver	ND	1.1		mg/Kg-dry	10	7/28/2014
Sodium	ND	660		mg/Kg-dry	100	7/25/2014
Thallium	ND	1.1		mg/Kg-dry	10	7/28/2014
Vanadium	5.3	1.1		mg/Kg-dry	10	7/28/2014
Zinc	35	5.5		mg/Kg-dry	10	7/28/2014
Semivolatile Organic Compounds by GC/MS	SW8270C (SW3550B)				Prep Date: 7/28/2014	Analyst: MEP
Acenaphthene	ND	0.037		mg/Kg-dry	1	7/29/2014
Acenaphthylene	ND	0.037		mg/Kg-dry	1	7/29/2014
Aniline	ND	0.37		mg/Kg-dry	1	7/29/2014
Anthracene	ND	0.037		mg/Kg-dry	1	7/29/2014
Benz(a)anthracene	ND	0.037		mg/Kg-dry	1	7/29/2014
Benzidine	ND	0.37		mg/Kg-dry	1	7/29/2014
Benzo(a)pyrene	ND	0.037		mg/Kg-dry	1	7/29/2014
Benzo(b)fluoranthene	ND	0.037		mg/Kg-dry	1	7/29/2014
Benzo(g,h,i)perylene	ND	0.037		mg/Kg-dry	1	7/29/2014
Benzo(k)fluoranthene	ND	0.037		mg/Kg-dry	1	7/29/2014
Benzoic acid	ND	0.93		mg/Kg-dry	1	7/29/2014
Benzyl alcohol	ND	0.19		mg/Kg-dry	1	7/29/2014

Qualifiers:
 ND - Not Detected at the Reporting Limit
 J - Analyte detected below quantitation limits
 B - Analyte detected in the associated Method Blank
 HT - Sample received past holding time
 * - Non-accredited parameter

RL - Reporting / Quantitation Limit for the analysis
 S - Spike Recovery outside accepted recovery limits
 R - RPD outside accepted recovery limits
 E - Value above quantitation range
 H - Holding time exceeded

STAT Analysis Corporation

2242 West Harrison St., Suite 200, Chicago, IL 60612-3766

Tel: (312) 733-0551 Fax: (312) 733-2386 STATinfo@STATAnalysis.com

Accreditations: IEPA ELAP 100445; ORELAP IL300001; AIHA-LAP, LLC 101160; NVLAP LabCode 101202-0

Date Reported: August 05, 2014

ANALYTICAL RESULTS

Date Printed: August 05, 2014

Client: Tetra Tech EM Inc.
 Work Order: 14070878 Revision 0
 Project: TPMHC, Tinley Park
 Lab ID: 14070878-073

Client Sample ID: Power-OD-SB-2-0507
 Collection Date: 7/23/2014 2:25:00 PM
 Matrix: Soil

Analyses	Result	RL	Qualifier	Units	DF	Date Analyzed
Semivolatile Organic Compounds by GC/MS						
		SW8270C (SW3550B)			Prep Date: 7/28/2014	Analyst: MEP
Bis(2-chloroethoxy)methane	ND	0.19		mg/Kg-dry	1	7/29/2014
Bis(2-chloroethyl)ether	ND	0.19		mg/Kg-dry	1	7/29/2014
Bis(2-ethylhexyl)phthalate	ND	0.93		mg/Kg-dry	1	7/29/2014
4-Bromophenyl phenyl ether	ND	0.19		mg/Kg-dry	1	7/29/2014
Butyl benzyl phthalate	ND	0.19		mg/Kg-dry	1	7/29/2014
Carbazole	ND	0.19		mg/Kg-dry	1	7/29/2014
4-Chloroaniline	ND	0.19		mg/Kg-dry	1	7/29/2014
4-Chloro-3-methylphenol	ND	0.37		mg/Kg-dry	1	7/29/2014
2-Chloronaphthalene	ND	0.19		mg/Kg-dry	1	7/29/2014
2-Chlorophenol	ND	0.19		mg/Kg-dry	1	7/29/2014
4-Chlorophenyl phenyl ether	ND	0.19		mg/Kg-dry	1	7/29/2014
Chrysene	0.038	0.037		mg/Kg-dry	1	7/29/2014
Dibenz(a,h)anthracene	ND	0.037		mg/Kg-dry	1	7/29/2014
Dibenzofuran	ND	0.19		mg/Kg-dry	1	7/29/2014
1,2-Dichlorobenzene	ND	0.19		mg/Kg-dry	1	7/29/2014
1,3-Dichlorobenzene	ND	0.19		mg/Kg-dry	1	7/29/2014
1,4-Dichlorobenzene	ND	0.19		mg/Kg-dry	1	7/29/2014
3,3'-Dichlorobenzidine	ND	0.19		mg/Kg-dry	1	7/29/2014
2,4-Dichlorophenol	ND	0.19		mg/Kg-dry	1	7/29/2014
Diethyl phthalate	ND	0.19		mg/Kg-dry	1	7/29/2014
2,4-Dimethylphenol	ND	0.19		mg/Kg-dry	1	7/29/2014
Dimethyl phthalate	ND	0.19		mg/Kg-dry	1	7/29/2014
4,6-Dinitro-2-methylphenol	ND	0.37		mg/Kg-dry	1	7/29/2014
2,4-Dinitrophenol	ND	0.93		mg/Kg-dry	1	7/29/2014
2,4-Dinitrotoluene	ND	0.037		mg/Kg-dry	1	7/29/2014
2,6-Dinitrotoluene	ND	0.037		mg/Kg-dry	1	7/29/2014
Di-n-butyl phthalate	ND	0.19		mg/Kg-dry	1	7/29/2014
Di-n-octyl phthalate	ND	0.19		mg/Kg-dry	1	7/29/2014
Fluoranthene	ND	0.037		mg/Kg-dry	1	7/29/2014
Fluorene	ND	0.037		mg/Kg-dry	1	7/29/2014
Hexachlorobenzene	ND	0.19		mg/Kg-dry	1	7/29/2014
Hexachlorobutadiene	ND	0.19		mg/Kg-dry	1	7/29/2014
Hexachlorocyclopentadiene	ND	0.19		mg/Kg-dry	1	7/29/2014
Hexachloroethane	ND	0.19		mg/Kg-dry	1	7/29/2014
Indeno(1,2,3-cd)pyrene	ND	0.037		mg/Kg-dry	1	7/29/2014
Isophorone	ND	0.19		mg/Kg-dry	1	7/29/2014
2-Methylnaphthalene	ND	0.19		mg/Kg-dry	1	7/29/2014
2-Methylphenol	ND	0.19		mg/Kg-dry	1	7/29/2014

Qualifiers: ND - Not Detected at the Reporting Limit
 J - Analyte detected below quantitation limits
 B - Analyte detected in the associated Method Blank
 HT - Sample received past holding time
 * - Non-accredited parameter

RL - Reporting / Quantitation Limit for the analysis
 S - Spike Recovery outside accepted recovery limits
 R - RPD outside accepted recovery limits
 E - Value above quantitation range
 H - Holding time exceeded

STAT Analysis Corporation

2242 West Harrison St., Suite 200, Chicago, IL 60612-3766

Tel: (312) 733-0551 Fax: (312) 733-2386 STATinfo@STATAnalysis.com

Accreditations: IEPA ELAP 100445; ORELAP IL300001; AIHA-LAP, LLC 101160; NVLAP LabCode 101202-0

Date Reported: August 05, 2014

ANALYTICAL RESULTS

Date Printed: August 05, 2014

Client: Tetra Tech EM Inc.
 Work Order: 14070878 Revision 0
 Project: TPMHC, Tinley Park
 Lab ID: 14070878-073

Client Sample ID: Power-OD-SB-2-0507
 Collection Date: 7/23/2014 2:25:00 PM
 Matrix: Soil

Analyses	Result	RL	Qualifier	Units	DF	Date Analyzed
Semivolatile Organic Compounds by GC/MS		SW8270C (SW3550B)		Prep Date: 7/28/2014		Analyst: MEP
4-Methylphenol	ND	0.19		mg/Kg-dry	1	7/29/2014
Naphthalene	ND	0.037		mg/Kg-dry	1	7/29/2014
2-Nitroaniline	ND	0.19		mg/Kg-dry	1	7/29/2014
3-Nitroaniline	ND	0.19		mg/Kg-dry	1	7/29/2014
4-Nitroaniline	ND	0.19		mg/Kg-dry	1	7/29/2014
2-Nitrophenol	ND	0.19		mg/Kg-dry	1	7/29/2014
4-Nitrophenol	ND	0.37		mg/Kg-dry	1	7/29/2014
Nitrobenzene	ND	0.037		mg/Kg-dry	1	7/29/2014
N-Nitrosodi-n-propylamine	ND	0.037		mg/Kg-dry	1	7/29/2014
N-Nitrosodimethylamine	ND	0.19		mg/Kg-dry	1	7/29/2014
N-Nitrosodiphenylamine	ND	0.037		mg/Kg-dry	1	7/29/2014
2, 2'-oxybis(1-Chloropropane)	ND	0.19		mg/Kg-dry	1	7/29/2014
Pentachlorophenol	ND	0.037		mg/Kg-dry	1	7/29/2014
Phenanthrene	0.93	0.037		mg/Kg-dry	1	7/29/2014
Phenol	ND	0.19		mg/Kg-dry	1	7/29/2014
Pyrene	ND	0.037		mg/Kg-dry	1	7/29/2014
Pyridine	ND	0.75		mg/Kg-dry	1	7/29/2014
1,2,4-Trichlorobenzene	ND	0.19		mg/Kg-dry	1	7/29/2014
2,4,5-Trichlorophenol	ND	0.19		mg/Kg-dry	1	7/29/2014
2,4,6-Trichlorophenol	ND	0.19		mg/Kg-dry	1	7/29/2014
Volatile Organic Compounds by GC/MS		SW5035/8260B		Prep Date: 7/24/2014		Analyst: PS
Acetone	ND	0.079		mg/Kg-dry	1	7/31/2014
Benzene	ND	0.0053		mg/Kg-dry	1	7/31/2014
Bromodichloromethane	ND	0.0053		mg/Kg-dry	1	7/31/2014
Bromoform	ND	0.0053		mg/Kg-dry	1	7/31/2014
Bromomethane	ND	0.011		mg/Kg-dry	1	7/31/2014
2-Butanone	ND	0.079		mg/Kg-dry	1	7/31/2014
Carbon disulfide	ND	0.053		mg/Kg-dry	1	7/31/2014
Carbon tetrachloride	ND	0.0053		mg/Kg-dry	1	7/31/2014
Chlorobenzene	ND	0.0053		mg/Kg-dry	1	7/31/2014
Chloroethane	ND	0.011		mg/Kg-dry	1	7/31/2014
Chloroform	ND	0.0053		mg/Kg-dry	1	7/31/2014
Chloromethane	ND	0.011		mg/Kg-dry	1	7/31/2014
Dibromochloromethane	ND	0.0053		mg/Kg-dry	1	7/31/2014
1,1-Dichloroethane	ND	0.0053		mg/Kg-dry	1	7/31/2014
1,2-Dichloroethane	ND	0.0053		mg/Kg-dry	1	7/31/2014
1,1-Dichloroethene	ND	0.0053		mg/Kg-dry	1	7/31/2014
cis-1,2-Dichloroethene	ND	0.0053		mg/Kg-dry	1	7/31/2014

Qualifiers: ND - Not Detected at the Reporting Limit
 J - Analyte detected below quantitation limits
 B - Analyte detected in the associated Method Blank
 HT - Sample received past holding time
 * - Non-accredited parameter

RL - Reporting / Quantitation Limit for the analysis
 S - Spike Recovery outside accepted recovery limits
 R - RPD outside accepted recovery limits
 E - Value above quantitation range
 H - Holding time exceeded

STAT Analysis Corporation

2242 West Harrison St., Suite 200, Chicago, IL 60612-3766

Tel: (312) 733-0551 Fax: (312) 733-2386 STATinfo@STATAnalysis.com

Accreditations: IEPA ELAP 100445; ORELAP IL300001; AIHA-LAP, LLC 101160; NVLAP LabCode 101202-0

Date Reported: August 05, 2014

ANALYTICAL RESULTS

Date Printed: August 05, 2014

Client: Tetra Tech EM Inc.
 Work Order: 14070878 Revision 0
 Project: TPMHC, Tinley Park
 Lab ID: 14070878-073

Client Sample ID: Power-OD-SB-2-0507
 Collection Date: 7/23/2014 2:25:00 PM
 Matrix: Soil

Analyses	Result	RL	Qualifier	Units	DF	Date Analyzed
Volatile Organic Compounds by GC/MS	SW5035/8260B		Prep Date: 7/24/2014		Analyst: PS	
trans-1,2-Dichloroethene	ND	0.0053		mg/Kg-dry	1	7/31/2014
1,2-Dichloropropane	ND	0.0053		mg/Kg-dry	1	7/31/2014
cis-1,3-Dichloropropene	ND	0.0021		mg/Kg-dry	1	7/31/2014
trans-1,3-Dichloropropene	ND	0.0021		mg/Kg-dry	1	7/31/2014
Ethylbenzene	ND	0.0053		mg/Kg-dry	1	7/31/2014
2-Hexanone	ND	0.021		mg/Kg-dry	1	7/31/2014
4-Methyl-2-pentanone	ND	0.021		mg/Kg-dry	1	7/31/2014
Methylene chloride	ND	0.011		mg/Kg-dry	1	7/31/2014
Methyl tert-butyl ether	ND	0.0053		mg/Kg-dry	1	7/31/2014
Styrene	ND	0.0053		mg/Kg-dry	1	7/31/2014
1,1,2,2-Tetrachloroethane	ND	0.0053		mg/Kg-dry	1	7/31/2014
Tetrachloroethene	ND	0.0053		mg/Kg-dry	1	7/31/2014
Toluene	ND	0.0053		mg/Kg-dry	1	7/31/2014
1,1,1-Trichloroethane	ND	0.0053		mg/Kg-dry	1	7/31/2014
1,1,2-Trichloroethane	ND	0.0053		mg/Kg-dry	1	7/31/2014
Trichloroethene	ND	0.0053		mg/Kg-dry	1	7/31/2014
Vinyl chloride	ND	0.0053		mg/Kg-dry	1	7/31/2014
Xylenes, Total	ND	0.016		mg/Kg-dry	1	7/31/2014
Cyanide, Total	SW9012A		Prep Date: 7/24/2014		Analyst: YZ	
Cyanide	ND	0.28		mg/Kg-dry	1	7/25/2014
pH (25 °C)	SW9045C		Prep Date: 7/29/2014		Analyst: RW	
pH	8.4			pH Units	1	7/29/2014
Percent Moisture	D2974		Prep Date: 7/24/2014		Analyst: RW	
Percent Moisture	11.5	0.2	*	wt%	1	7/25/2014

Qualifiers: ND - Not Detected at the Reporting Limit
 J - Analyte detected below quantitation limits
 B - Analyte detected in the associated Method Blank
 HT - Sample received past holding time
 * - Non-accredited parameter

RL - Reporting / Quantitation Limit for the analysis
 S - Spike Recovery outside accepted recovery limits
 R - RPD outside accepted recovery limits
 E - Value above quantitation range
 H - Holding time exceeded

STAT Analysis Corporation

2242 West Harrison St., Suite 200, Chicago, IL 60612-3766

Tel: (312) 733-0551 Fax: (312) 733-2386 STATinfo@STATAnalysis.com

Accreditations: IEPA ELAP 100445; ORELAP IL300001; AIHA-LAP, LLC 101160; NVLAP LabCode 101202-0

Date Reported: August 05, 2014

ANALYTICAL RESULTS

Date Printed: August 05, 2014

Client: Tetra Tech EM Inc.
 Work Order: 14070878 Revision 0
 Project: TPMHC, Tinley Park
 Lab ID: 14070878-074

Client Sample ID: Power-OD-SB-2-0507-D
 Collection Date: 7/23/2014 2:25:00 PM
 Matrix: Soil

Analyses	Result	RL	Qualifier	Units	DF	Date Analyzed
Mercury	SW7471A				Prep Date: 7/28/2014	Analyst: LB
Mercury	ND	0.021		mg/Kg-dry	1	7/28/2014
Metals by ICP/MS	SW6020 (SW3050B)				Prep Date: 7/25/2014	Analyst: JG
Aluminum	5300	220		mg/Kg-dry	100	7/25/2014
Antimony	ND	2.2		mg/Kg-dry	10	7/28/2014
Arsenic	11	1.1		mg/Kg-dry	10	7/28/2014
Barium	27	1.1		mg/Kg-dry	10	7/28/2014
Beryllium	ND	0.56		mg/Kg-dry	10	7/28/2014
Cadmium	ND	0.56		mg/Kg-dry	10	7/28/2014
Calcium	39000	670		mg/Kg-dry	100	7/25/2014
Chromium	12	1.1		mg/Kg-dry	10	7/28/2014
Cobalt	9.9	1.1		mg/Kg-dry	10	7/28/2014
Copper	19	2.8		mg/Kg-dry	10	7/28/2014
Iron	19000	340		mg/Kg-dry	100	7/25/2014
Lead	15	0.56		mg/Kg-dry	10	7/28/2014
Magnesium	18000	340		mg/Kg-dry	100	7/25/2014
Manganese	370	1.1		mg/Kg-dry	10	7/28/2014
Nickel	22	1.1		mg/Kg-dry	10	7/28/2014
Potassium	950	34		mg/Kg-dry	10	7/28/2014
Selenium	ND	1.1		mg/Kg-dry	10	7/28/2014
Silver	ND	1.1		mg/Kg-dry	10	7/28/2014
Sodium	ND	670		mg/Kg-dry	100	7/25/2014
Thallium	ND	1.1		mg/Kg-dry	10	7/28/2014
Vanadium	15	1.1		mg/Kg-dry	10	7/28/2014
Zinc	120	5.6		mg/Kg-dry	10	7/28/2014
Semivolatile Organic Compounds by GC/MS	SW8270C (SW3550B)				Prep Date: 7/28/2014	Analyst: MEP
Acenaphthene	ND	0.038		mg/Kg-dry	1	7/29/2014
Acenaphthylene	ND	0.038		mg/Kg-dry	1	7/29/2014
Aniline	ND	0.38		mg/Kg-dry	1	7/29/2014
Anthracene	ND	0.038		mg/Kg-dry	1	7/29/2014
Benz(a)anthracene	ND	0.038		mg/Kg-dry	1	7/29/2014
Benzidine	ND	0.38		mg/Kg-dry	1	7/29/2014
Benzo(a)pyrene	ND	0.038		mg/Kg-dry	1	7/29/2014
Benzo(b)fluoranthene	ND	0.038		mg/Kg-dry	1	7/29/2014
Benzo(g,h,i)perylene	ND	0.038		mg/Kg-dry	1	7/29/2014
Benzo(k)fluoranthene	ND	0.038		mg/Kg-dry	1	7/29/2014
Benzoic acid	ND	0.95		mg/Kg-dry	1	7/29/2014
Benzyl alcohol	ND	0.19		mg/Kg-dry	1	7/29/2014

Qualifiers:
 ND - Not Detected at the Reporting Limit
 J - Analyte detected below quantitation limits
 B - Analyte detected in the associated Method Blank
 HT - Sample received past holding time
 * - Non-accredited parameter

RL - Reporting / Quantitation Limit for the analysis
 S - Spike Recovery outside accepted recovery limits
 R - RPD outside accepted recovery limits
 E - Value above quantitation range
 H - Holding time exceeded

STAT Analysis Corporation

2242 West Harrison St., Suite 200, Chicago, IL 60612-3766

Tel: (312) 733-0551 Fax: (312) 733-2386 STATinfo@STATAnalysis.com

Accreditations: IEPA ELAP 100445; ORELAP IL300001; AIHA-LAP, LLC 101160; NVLAP LabCode 101202-0

Date Reported: August 05, 2014

ANALYTICAL RESULTS

Date Printed: August 05, 2014

Client: Tetra Tech EM Inc.
 Work Order: 14070878 Revision 0
 Project: TPMHC, Tinley Park
 Lab ID: 14070878-074

Client Sample ID: Power-OD-SB-2-0507-D
 Collection Date: 7/23/2014 2:25:00 PM
 Matrix: Soil

Analyses	Result	RL	Qualifier	Units	DF	Date Analyzed
Semivolatile Organic Compounds by GC/MS						
		SW8270C (SW3550B)			Prep Date: 7/28/2014	Analyst: MEP
Bis(2-chloroethoxy)methane	ND	0.19		mg/Kg-dry	1	7/29/2014
Bis(2-chloroethyl)ether	ND	0.19		mg/Kg-dry	1	7/29/2014
Bis(2-ethylhexyl)phthalate	ND	0.95		mg/Kg-dry	1	7/29/2014
4-Bromophenyl phenyl ether	ND	0.19		mg/Kg-dry	1	7/29/2014
Butyl benzyl phthalate	ND	0.19		mg/Kg-dry	1	7/29/2014
Carbazole	ND	0.19		mg/Kg-dry	1	7/29/2014
4-Chloroaniline	ND	0.19		mg/Kg-dry	1	7/29/2014
4-Chloro-3-methylphenol	ND	0.38		mg/Kg-dry	1	7/29/2014
2-Chloronaphthalene	ND	0.19		mg/Kg-dry	1	7/29/2014
2-Chlorophenol	ND	0.19		mg/Kg-dry	1	7/29/2014
4-Chlorophenyl phenyl ether	ND	0.19		mg/Kg-dry	1	7/29/2014
Chrysene	0.049	0.038		mg/Kg-dry	1	7/29/2014
Dibenz(a,h)anthracene	ND	0.038		mg/Kg-dry	1	7/29/2014
Dibenzofuran	ND	0.19		mg/Kg-dry	1	7/29/2014
1,2-Dichlorobenzene	ND	0.19		mg/Kg-dry	1	7/29/2014
1,3-Dichlorobenzene	ND	0.19		mg/Kg-dry	1	7/29/2014
1,4-Dichlorobenzene	ND	0.19		mg/Kg-dry	1	7/29/2014
3,3'-Dichlorobenzidine	ND	0.19		mg/Kg-dry	1	7/29/2014
2,4-Dichlorophenol	ND	0.19		mg/Kg-dry	1	7/29/2014
Diethyl phthalate	ND	0.19		mg/Kg-dry	1	7/29/2014
2,4-Dimethylphenol	ND	0.19		mg/Kg-dry	1	7/29/2014
Dimethyl phthalate	ND	0.19		mg/Kg-dry	1	7/29/2014
4,6-Dinitro-2-methylphenol	ND	0.38		mg/Kg-dry	1	7/29/2014
2,4-Dinitrophenol	ND	0.95		mg/Kg-dry	1	7/29/2014
2,4-Dinitrotoluene	ND	0.038		mg/Kg-dry	1	7/29/2014
2,6-Dinitrotoluene	ND	0.038		mg/Kg-dry	1	7/29/2014
Di-n-butyl phthalate	ND	0.19		mg/Kg-dry	1	7/29/2014
Di-n-octyl phthalate	ND	0.19		mg/Kg-dry	1	7/29/2014
Fluoranthene	ND	0.038		mg/Kg-dry	1	7/29/2014
Fluorene	ND	0.038		mg/Kg-dry	1	7/29/2014
Hexachlorobenzene	ND	0.19		mg/Kg-dry	1	7/29/2014
Hexachlorobutadiene	ND	0.19		mg/Kg-dry	1	7/29/2014
Hexachlorocyclopentadiene	ND	0.19		mg/Kg-dry	1	7/29/2014
Hexachloroethane	ND	0.19		mg/Kg-dry	1	7/29/2014
Indeno(1,2,3-cd)pyrene	ND	0.038		mg/Kg-dry	1	7/29/2014
Isophorone	ND	0.19		mg/Kg-dry	1	7/29/2014
2-Methylnaphthalene	ND	0.19		mg/Kg-dry	1	7/29/2014
2-Methylphenol	ND	0.19		mg/Kg-dry	1	7/29/2014

Qualifiers: ND - Not Detected at the Reporting Limit
 J - Analyte detected below quantitation limits
 B - Analyte detected in the associated Method Blank
 HT - Sample received past holding time
 * - Non-accredited parameter

RL - Reporting / Quantitation Limit for the analysis
 S - Spike Recovery outside accepted recovery limits
 R - RPD outside accepted recovery limits
 E - Value above quantitation range
 H - Holding time exceeded

STAT Analysis Corporation

2242 West Harrison St., Suite 200, Chicago, IL 60612-3766

Tel: (312) 733-0551 Fax: (312) 733-2386 STATinfo@STATAnalysis.com

Accreditations: IEPA ELAP 100445; ORELAP IL300001; AIHA-LAP, LLC 101160; NVLAP LabCode 101202-0

Date Reported: August 05, 2014

ANALYTICAL RESULTS

Date Printed: August 05, 2014

Client: Tetra Tech EM Inc.
 Work Order: 14070878 Revision 0
 Project: TPMHC, Tinley Park
 Lab ID: 14070878-074

Client Sample ID: Power-OD-SB-2-0507-D
 Collection Date: 7/23/2014 2:25:00 PM
 Matrix: Soil

Analyses	Result	RL	Qualifier	Units	DF	Date Analyzed
Semivolatile Organic Compounds by GC/MS		SW8270C (SW3550B)		Prep Date: 7/28/2014		Analyst: MEP
4-Methylphenol	ND	0.19		mg/Kg-dry	1	7/29/2014
Naphthalene	ND	0.038		mg/Kg-dry	1	7/29/2014
2-Nitroaniline	ND	0.19		mg/Kg-dry	1	7/29/2014
3-Nitroaniline	ND	0.19		mg/Kg-dry	1	7/29/2014
4-Nitroaniline	ND	0.19		mg/Kg-dry	1	7/29/2014
2-Nitrophenol	ND	0.19		mg/Kg-dry	1	7/29/2014
4-Nitrophenol	ND	0.38		mg/Kg-dry	1	7/29/2014
Nitrobenzene	ND	0.038		mg/Kg-dry	1	7/29/2014
N-Nitrosodi-n-propylamine	ND	0.038		mg/Kg-dry	1	7/29/2014
N-Nitrosodimethylamine	ND	0.19		mg/Kg-dry	1	7/29/2014
N-Nitrosodiphenylamine	ND	0.038		mg/Kg-dry	1	7/29/2014
2, 2'-oxybis(1-Chloropropane)	ND	0.19		mg/Kg-dry	1	7/29/2014
Pentachlorophenol	ND	0.038		mg/Kg-dry	1	7/29/2014
Phenanthrene	1.2	0.038		mg/Kg-dry	1	7/29/2014
Phenol	ND	0.19		mg/Kg-dry	1	7/29/2014
Pyrene	ND	0.038		mg/Kg-dry	1	7/29/2014
Pyridine	ND	0.77		mg/Kg-dry	1	7/29/2014
1,2,4-Trichlorobenzene	ND	0.19		mg/Kg-dry	1	7/29/2014
2,4,5-Trichlorophenol	ND	0.19		mg/Kg-dry	1	7/29/2014
2,4,6-Trichlorophenol	ND	0.19		mg/Kg-dry	1	7/29/2014
Volatile Organic Compounds by GC/MS		SW5035/8260B		Prep Date: 7/24/2014		Analyst: PS
Acetone	ND	0.070		mg/Kg-dry	1	7/31/2014
Benzene	ND	0.0047		mg/Kg-dry	1	7/31/2014
Bromodichloromethane	ND	0.0047		mg/Kg-dry	1	7/31/2014
Bromoform	ND	0.0047		mg/Kg-dry	1	7/31/2014
Bromomethane	ND	0.0094		mg/Kg-dry	1	7/31/2014
2-Butanone	ND	0.070		mg/Kg-dry	1	7/31/2014
Carbon disulfide	ND	0.047		mg/Kg-dry	1	7/31/2014
Carbon tetrachloride	ND	0.0047		mg/Kg-dry	1	7/31/2014
Chlorobenzene	ND	0.0047		mg/Kg-dry	1	7/31/2014
Chloroethane	ND	0.0094		mg/Kg-dry	1	7/31/2014
Chloroform	ND	0.0047		mg/Kg-dry	1	7/31/2014
Chloromethane	ND	0.0094		mg/Kg-dry	1	7/31/2014
Dibromochloromethane	ND	0.0047		mg/Kg-dry	1	7/31/2014
1,1-Dichloroethane	ND	0.0047		mg/Kg-dry	1	7/31/2014
1,2-Dichloroethane	ND	0.0047		mg/Kg-dry	1	7/31/2014
1,1-Dichloroethene	ND	0.0047		mg/Kg-dry	1	7/31/2014
cis-1,2-Dichloroethene	ND	0.0047		mg/Kg-dry	1	7/31/2014

Qualifiers: ND - Not Detected at the Reporting Limit
 J - Analyte detected below quantitation limits
 B - Analyte detected in the associated Method Blank
 HT - Sample received past holding time
 * - Non-accredited parameter

RL - Reporting / Quantitation Limit for the analysis
 S - Spike Recovery outside accepted recovery limits
 R - RPD outside accepted recovery limits
 E - Value above quantitation range
 H - Holding time exceeded

STAT Analysis Corporation

2242 West Harrison St., Suite 200, Chicago, IL 60612-3766

Tel: (312) 733-0551 Fax: (312) 733-2386 STATinfo@STATAnalysis.com

Accreditations: IEPA ELAP 100445; ORELAP IL300001; AIHA-LAP, LLC 101160; NVLAP LabCode 101202-0

Date Reported: August 05, 2014

ANALYTICAL RESULTS

Date Printed: August 05, 2014

Client: Tetra Tech EM Inc.
 Work Order: 14070878 Revision 0
 Project: TPMHC, Tinley Park
 Lab ID: 14070878-074

Client Sample ID: Power-OD-SB-2-0507-D
 Collection Date: 7/23/2014 2:25:00 PM
 Matrix: Soil

Analyses	Result	RL	Qualifier	Units	DF	Date Analyzed
Volatile Organic Compounds by GC/MS	SW5035/8260B		Prep Date: 7/24/2014		Analyst: PS	
trans-1,2-Dichloroethene	ND	0.0047		mg/Kg-dry	1	7/31/2014
1,2-Dichloropropane	ND	0.0047		mg/Kg-dry	1	7/31/2014
cis-1,3-Dichloropropene	ND	0.0019		mg/Kg-dry	1	7/31/2014
trans-1,3-Dichloropropene	ND	0.0019		mg/Kg-dry	1	7/31/2014
Ethylbenzene	ND	0.0047		mg/Kg-dry	1	7/31/2014
2-Hexanone	ND	0.019		mg/Kg-dry	1	7/31/2014
4-Methyl-2-pentanone	ND	0.019		mg/Kg-dry	1	7/31/2014
Methylene chloride	ND	0.0094		mg/Kg-dry	1	7/31/2014
Methyl tert-butyl ether	ND	0.0047		mg/Kg-dry	1	7/31/2014
Styrene	ND	0.0047		mg/Kg-dry	1	7/31/2014
1,1,2,2-Tetrachloroethane	ND	0.0047		mg/Kg-dry	1	7/31/2014
Tetrachloroethene	ND	0.0047		mg/Kg-dry	1	7/31/2014
Toluene	ND	0.0047		mg/Kg-dry	1	7/31/2014
1,1,1-Trichloroethane	ND	0.0047		mg/Kg-dry	1	7/31/2014
1,1,2-Trichloroethane	ND	0.0047		mg/Kg-dry	1	7/31/2014
Trichloroethene	ND	0.0047		mg/Kg-dry	1	7/31/2014
Vinyl chloride	ND	0.0047		mg/Kg-dry	1	7/31/2014
Xylenes, Total	ND	0.014		mg/Kg-dry	1	7/31/2014
Cyanide, Total	SW9012A		Prep Date: 7/24/2014		Analyst: YZ	
Cyanide	ND	0.29		mg/Kg-dry	1	7/25/2014
pH (25 °C)	SW9045C		Prep Date: 7/29/2014		Analyst: RW	
pH	8.4			pH Units	1	7/29/2014
Percent Moisture	D2974		Prep Date: 7/24/2014		Analyst: RW	
Percent Moisture	13.7	0.2	*	wt%	1	7/25/2014

Qualifiers: ND - Not Detected at the Reporting Limit
 J - Analyte detected below quantitation limits
 B - Analyte detected in the associated Method Blank
 HT - Sample received past holding time
 * - Non-accredited parameter

RL - Reporting / Quantitation Limit for the analysis
 S - Spike Recovery outside accepted recovery limits
 R - RPD outside accepted recovery limits
 E - Value above quantitation range
 H - Holding time exceeded

STAT Analysis Corporation

2242 West Harrison St., Suite 200, Chicago, IL 60612-3766

Tel: (312) 733-0551 Fax: (312) 733-2386 STATinfo@STATAnalysis.com

Accreditations: IEPA ELAP 100445; ORELAP IL300001; AIHA-LAP, LLC 101160; NVLAP LabCode 101202-0

Date Reported: August 05, 2014

ANALYTICAL RESULTS

Date Printed: August 05, 2014

Client: Tetra Tech EM Inc.
 Work Order: 14070878 Revision 0
 Project: TPMHC, Tinley Park
 Lab ID: 14070878-075

Client Sample ID: T-SS-7-S8-D
 Collection Date: 7/21/2014 10:37:00 AM
 Matrix: Soil

Analyses	Result	RL	Qualifier	Units	DF	Date Analyzed
PCBs	SW8082 (SW3550B)				Prep Date: 7/25/2014	Analyst: GVC
Aroclor 1016	ND	0.093		mg/Kg-dry	1	7/26/2014
Aroclor 1221	ND	0.093		mg/Kg-dry	1	7/26/2014
Aroclor 1232	ND	0.093		mg/Kg-dry	1	7/26/2014
Aroclor 1242	ND	0.093		mg/Kg-dry	1	7/26/2014
Aroclor 1248	ND	0.093		mg/Kg-dry	1	7/26/2014
Aroclor 1254	ND	0.093		mg/Kg-dry	1	7/26/2014
Aroclor 1260	ND	0.093		mg/Kg-dry	1	7/26/2014
Percent Moisture	D2974				Prep Date: 7/24/2014	Analyst: RW
Percent Moisture	14.4	0.2	*	wt%	1	7/25/2014

Qualifiers: ND - Not Detected at the Reporting Limit
 J - Analyte detected below quantitation limits
 B - Analyte detected in the associated Method Blank
 HT - Sample received past holding time
 * - Non-accredited parameter

RL - Reporting / Quantitation Limit for the analysis
 S - Spike Recovery outside accepted recovery limits
 R - RPD outside accepted recovery limits
 E - Value above quantitation range
 H - Holding time exceeded

STAT Analysis Corporation

2242 West Harrison St., Suite 200, Chicago, IL 60612-3766

Tel: (312) 733-0551 Fax: (312) 733-2386 STATinfo@STATAnalysis.com

Accreditations: IEPA ELAP 100445; ORELAP IL300001; AIHA-LAP, LLC 101160; NVLAP LabCode 101202-0

Date Reported: August 05, 2014

ANALYTICAL RESULTS

Date Printed: August 05, 2014

Client: Tetra Tech EM Inc.
 Work Order: 14070878 Revision 0
 Project: TPMHC, Tinley Park
 Lab ID: 14070878-076

Client Sample ID: T-SS-5-S9
 Collection Date: 7/21/2014 10:17:00 AM
 Matrix: Soil

Analyses	Result	RL	Qualifier	Units	DF	Date Analyzed
PCBs	SW8082 (SW3550B)				Prep Date: 7/25/2014	Analyst: GVC
Aroclor 1016	ND	0.094		mg/Kg-dry	1	7/26/2014
Aroclor 1221	ND	0.094		mg/Kg-dry	1	7/26/2014
Aroclor 1232	ND	0.094		mg/Kg-dry	1	7/26/2014
Aroclor 1242	ND	0.094		mg/Kg-dry	1	7/26/2014
Aroclor 1248	ND	0.094		mg/Kg-dry	1	7/26/2014
Aroclor 1254	ND	0.094		mg/Kg-dry	1	7/26/2014
Aroclor 1260	ND	0.094		mg/Kg-dry	1	7/26/2014
Percent Moisture	D2974				Prep Date: 7/24/2014	Analyst: RW
Percent Moisture	15.7	0.2	*	wt%	1	7/25/2014

Qualifiers: ND - Not Detected at the Reporting Limit
 J - Analyte detected below quantitation limits
 B - Analyte detected in the associated Method Blank
 HT - Sample received past holding time
 * - Non-accredited parameter

RL - Reporting / Quantitation Limit for the analysis
 S - Spike Recovery outside accepted recovery limits
 R - RPD outside accepted recovery limits
 E - Value above quantitation range
 H - Holding time exceeded

STAT Analysis Corporation

2242 West Harrison St., Suite 200, Chicago, IL 60612-3766

Tel: (312) 733-0551 Fax: (312) 733-2386 STATinfo@STATAnalysis.com

Accreditations: IEPA ELAP 100445; ORELAP IL300001; AIHA-LAP, LLC 101160; NVLAP LabCode 101202-0

Date Reported: August 05, 2014

ANALYTICAL RESULTS

Date Printed: August 05, 2014

Client: Tetra Tech EM Inc.
 Work Order: 14070878 Revision 0
 Project: TPMHC, Tinley Park
 Lab ID: 14070878-077

Client Sample ID: T-SS-8-T1
 Collection Date: 7/21/2014 10:50:00 AM
 Matrix: Soil

Analyses	Result	RL	Qualifier	Units	DF	Date Analyzed
PCBs	SW8082 (SW3550B)				Prep Date: 7/25/2014	Analyst: GVC
Aroclor 1016	ND	0.093		mg/Kg-dry	1	7/26/2014
Aroclor 1221	ND	0.093		mg/Kg-dry	1	7/26/2014
Aroclor 1232	ND	0.093		mg/Kg-dry	1	7/26/2014
Aroclor 1242	ND	0.093		mg/Kg-dry	1	7/26/2014
Aroclor 1248	ND	0.093		mg/Kg-dry	1	7/26/2014
Aroclor 1254	ND	0.093		mg/Kg-dry	1	7/26/2014
Aroclor 1260	ND	0.093		mg/Kg-dry	1	7/26/2014
Percent Moisture	D2974				Prep Date: 7/24/2014	Analyst: RW
Percent Moisture	14.6	0.2	*	wt%	1	7/25/2014

Qualifiers: ND - Not Detected at the Reporting Limit
 J - Analyte detected below quantitation limits
 B - Analyte detected in the associated Method Blank
 HT - Sample received past holding time
 * - Non-accredited parameter

RL - Reporting / Quantitation Limit for the analysis
 S - Spike Recovery outside accepted recovery limits
 R - RPD outside accepted recovery limits
 E - Value above quantitation range
 H - Holding time exceeded

STAT Analysis Corporation

2242 West Harrison St., Suite 200, Chicago, IL 60612-3766

Tel: (312) 733-0551 Fax: (312) 733-2386 STATinfo@STATAnalysis.com

Accreditations: IEPA ELAP 100445; ORELAP IL300001; AIHA-LAP, LLC 101160; NVLAP LabCode 101202-0

Date Reported: August 05, 2014

ANALYTICAL RESULTS

Date Printed: August 05, 2014

Client: Tetra Tech EM Inc.
 Work Order: 14070878 Revision 0
 Project: TPMHC, Tinley Park
 Lab ID: 14070878-078

Client Sample ID: T-SS-14-U5
 Collection Date: 7/21/2014 12:06:00 PM
 Matrix: Soil

Analyses	Result	RL	Qualifier	Units	DF	Date Analyzed
PCBs	SW8082 (SW3550B)				Prep Date: 7/25/2014	Analyst: GVC
Aroclor 1016	ND	0.095		mg/Kg-dry	1	7/26/2014
Aroclor 1221	ND	0.095		mg/Kg-dry	1	7/26/2014
Aroclor 1232	ND	0.095		mg/Kg-dry	1	7/26/2014
Aroclor 1242	ND	0.095		mg/Kg-dry	1	7/26/2014
Aroclor 1248	ND	0.095		mg/Kg-dry	1	7/26/2014
Aroclor 1254	ND	0.095		mg/Kg-dry	1	7/26/2014
Aroclor 1260	ND	0.095		mg/Kg-dry	1	7/26/2014
Percent Moisture	D2974				Prep Date: 7/24/2014	Analyst: RW
Percent Moisture	16.4	0.2	*	wt%	1	7/25/2014

Qualifiers: ND - Not Detected at the Reporting Limit
 J - Analyte detected below quantitation limits
 B - Analyte detected in the associated Method Blank
 HT - Sample received past holding time
 * - Non-accredited parameter

RL - Reporting / Quantitation Limit for the analysis
 S - Spike Recovery outside accepted recovery limits
 R - RPD outside accepted recovery limits
 E - Value above quantitation range
 H - Holding time exceeded

STAT Analysis Corporation

2242 West Harrison St., Suite 200, Chicago, IL 60612-3766

Tel: (312) 733-0551 Fax: (312) 733-2386 STATinfo@STATAnalysis.com

Accreditations: IEPA ELAP 100445; ORELAP IL300001; AIHA-LAP, LLC 101160; NVLAP LabCode 101202-0

Date Reported: August 05, 2014

ANALYTICAL RESULTS

Date Printed: August 05, 2014

Client: Tetra Tech EM Inc.
 Work Order: 14070878 Revision 0
 Project: TPMHC, Tinley Park
 Lab ID: 14070878-079

Client Sample ID: T-SS-16-U6
 Collection Date: 7/21/2014 1:30:00 PM
 Matrix: Soil

Analyses	Result	RL	Qualifier	Units	DF	Date Analyzed
PCBs	SW8082 (SW3550B)				Prep Date: 7/25/2014	Analyst: GVC
Aroclor 1016	ND	0.092		mg/Kg-dry	1	7/26/2014
Aroclor 1221	ND	0.092		mg/Kg-dry	1	7/26/2014
Aroclor 1232	ND	0.092		mg/Kg-dry	1	7/26/2014
Aroclor 1242	ND	0.092		mg/Kg-dry	1	7/26/2014
Aroclor 1248	ND	0.092		mg/Kg-dry	1	7/26/2014
Aroclor 1254	ND	0.092		mg/Kg-dry	1	7/26/2014
Aroclor 1260	ND	0.092		mg/Kg-dry	1	7/26/2014
Percent Moisture	D2974				Prep Date: 7/24/2014	Analyst: RW
Percent Moisture	13.5	0.2	*	wt%	1	7/25/2014

Qualifiers: ND - Not Detected at the Reporting Limit
 J - Analyte detected below quantitation limits
 B - Analyte detected in the associated Method Blank
 HT - Sample received past holding time
 * - Non-accredited parameter

RL - Reporting / Quantitation Limit for the analysis
 S - Spike Recovery outside accepted recovery limits
 R - RPD outside accepted recovery limits
 E - Value above quantitation range
 H - Holding time exceeded

STAT Analysis Corporation

2242 West Harrison St., Suite 200, Chicago, IL 60612-3766

Tel: (312) 733-0551 Fax: (312) 733-2386 STATinfo@STATAnalysis.com

Accreditations: IEPA ELAP 100445; ORELAP IL300001; AIHA-LAP, LLC 101160; NVLAP LabCode 101202-0

Date Reported: August 05, 2014

ANALYTICAL RESULTS

Date Printed: August 05, 2014

Client: Tetra Tech EM Inc.
 Work Order: 14070878 Revision 0
 Project: TPMHC, Tinley Park
 Lab ID: 14070878-080

Client Sample ID: T-SS-20-U7
 Collection Date: 7/21/2014 1:15:00 PM
 Matrix: Soil

Analyses	Result	RL	Qualifier	Units	DF	Date Analyzed
PCBs	SW8082 (SW3550B)				Prep Date: 7/25/2014	Analyst: GVC
Aroclor 1016	ND	0.093		mg/Kg-dry	1	7/26/2014
Aroclor 1221	ND	0.093		mg/Kg-dry	1	7/26/2014
Aroclor 1232	ND	0.093		mg/Kg-dry	1	7/26/2014
Aroclor 1242	ND	0.093		mg/Kg-dry	1	7/26/2014
Aroclor 1248	ND	0.093		mg/Kg-dry	1	7/26/2014
Aroclor 1254	ND	0.093		mg/Kg-dry	1	7/26/2014
Aroclor 1260	ND	0.093		mg/Kg-dry	1	7/26/2014
Percent Moisture	D2974				Prep Date: 7/24/2014	Analyst: RW
Percent Moisture	14.0	0.2	*	wt%	1	7/25/2014

Qualifiers: ND - Not Detected at the Reporting Limit
 J - Analyte detected below quantitation limits
 B - Analyte detected in the associated Method Blank
 HT - Sample received past holding time
 * - Non-accredited parameter

RL - Reporting / Quantitation Limit for the analysis
 S - Spike Recovery outside accepted recovery limits
 R - RPD outside accepted recovery limits
 E - Value above quantitation range
 H - Holding time exceeded

STAT Analysis Corporation

2242 West Harrison St., Suite 200, Chicago, IL 60612-3766

Tel: (312) 733-0551 Fax: (312) 733-2386 STATinfo@STATAnalysis.com

Accreditations: IEPA ELAP 100445; ORELAP IL300001; AIHA-LAP, LLC 101160; NVLAP LabCode 101202-0

Date Reported: August 05, 2014

ANALYTICAL RESULTS

Date Printed: August 05, 2014

Client: Tetra Tech EM Inc.
 Work Order: 14070878 Revision 0
 Project: TPMHC, Tinley Park
 Lab ID: 14070878-081

Client Sample ID: T-SS-17-U8
 Collection Date: 7/21/2014 1:36:00 PM
 Matrix: Soil

Analyses	Result	RL	Qualifier	Units	DF	Date Analyzed
PCBs	SW8082 (SW3550B)				Prep Date: 7/25/2014	Analyst: GVC
Aroclor 1016	ND	0.092		mg/Kg-dry	1	7/26/2014
Aroclor 1221	ND	0.092		mg/Kg-dry	1	7/26/2014
Aroclor 1232	ND	0.092		mg/Kg-dry	1	7/26/2014
Aroclor 1242	ND	0.092		mg/Kg-dry	1	7/26/2014
Aroclor 1248	ND	0.092		mg/Kg-dry	1	7/26/2014
Aroclor 1254	ND	0.092		mg/Kg-dry	1	7/26/2014
Aroclor 1260	ND	0.092		mg/Kg-dry	1	7/26/2014
Percent Moisture	D2974				Prep Date: 7/24/2014	Analyst: RW
Percent Moisture	14.3	0.2	*	wt%	1	7/25/2014

Qualifiers: ND - Not Detected at the Reporting Limit
 J - Analyte detected below quantitation limits
 B - Analyte detected in the associated Method Blank
 HT - Sample received past holding time
 * - Non-accredited parameter

RL - Reporting / Quantitation Limit for the analysis
 S - Spike Recovery outside accepted recovery limits
 R - RPD outside accepted recovery limits
 E - Value above quantitation range
 H - Holding time exceeded

STAT Analysis Corporation

2242 West Harrison St., Suite 200, Chicago, IL 60612-3766

Tel: (312) 733-0551 Fax: (312) 733-2386 STATinfo@STATAnalysis.com

Accreditations: IEPA ELAP 100445; ORELAP IL300001; AIHA-LAP, LLC 101160; NVLAP LabCode 101202-0

Date Reported: August 05, 2014

ANALYTICAL RESULTS

Date Printed: August 05, 2014

Client: Tetra Tech EM Inc.
 Work Order: 14070878 Revision 0
 Project: TPMHC, Tinley Park
 Lab ID: 14070878-082

Client Sample ID: T-SS-1-U9
 Collection Date: 7/21/2014 9:20:00 AM
 Matrix: Soil

Analyses	Result	RL	Qualifier	Units	DF	Date Analyzed
PCBs	SW8082 (SW3550B)				Prep Date: 7/25/2014	Analyst: GVC
Aroclor 1016	ND	0.097		mg/Kg-dry	1	7/26/2014
Aroclor 1221	ND	0.097		mg/Kg-dry	1	7/26/2014
Aroclor 1232	ND	0.097		mg/Kg-dry	1	7/26/2014
Aroclor 1242	ND	0.097		mg/Kg-dry	1	7/26/2014
Aroclor 1248	ND	0.097		mg/Kg-dry	1	7/26/2014
Aroclor 1254	ND	0.097		mg/Kg-dry	1	7/26/2014
Aroclor 1260	ND	0.097		mg/Kg-dry	1	7/26/2014
Percent Moisture	D2974				Prep Date: 7/24/2014	Analyst: RW
Percent Moisture	17.2	0.2	*	wt%	1	7/25/2014

Qualifiers: ND - Not Detected at the Reporting Limit
 J - Analyte detected below quantitation limits
 B - Analyte detected in the associated Method Blank
 HT - Sample received past holding time
 * - Non-accredited parameter

RL - Reporting / Quantitation Limit for the analysis
 S - Spike Recovery outside accepted recovery limits
 R - RPD outside accepted recovery limits
 E - Value above quantitation range
 H - Holding time exceeded

STAT Analysis Corporation

2242 West Harrison St., Suite 200, Chicago, IL 60612-3766

Tel: (312) 733-0551 Fax: (312) 733-2386 STATinfo@STATAnalysis.com

Accreditations: IEPA ELAP 100445; ORELAP IL300001; AIHA-LAP, LLC 101160; NVLAP LabCode 101202-0

Date Reported: August 05, 2014

ANALYTICAL RESULTS

Date Printed: August 05, 2014

Client: Tetra Tech EM Inc.
 Work Order: 14070878 Revision 0
 Project: TPMHC, Tinley Park
 Lab ID: 14070878-083

Client Sample ID: T-SS-2-V1
 Collection Date: 7/21/2014 9:29:00 AM
 Matrix: Soil

Analyses	Result	RL	Qualifier	Units	DF	Date Analyzed
PCBs	SW8082 (SW3550B)			Prep Date: 7/25/2014		Analyst: GVC
Aroclor 1016	ND	0.094		mg/Kg-dry	1	7/26/2014
Aroclor 1221	ND	0.094		mg/Kg-dry	1	7/26/2014
Aroclor 1232	ND	0.094		mg/Kg-dry	1	7/26/2014
Aroclor 1242	ND	0.094		mg/Kg-dry	1	7/26/2014
Aroclor 1248	ND	0.094		mg/Kg-dry	1	7/26/2014
Aroclor 1254	ND	0.094		mg/Kg-dry	1	7/26/2014
Aroclor 1260	ND	0.094		mg/Kg-dry	1	7/26/2014
Percent Moisture	D2974			Prep Date: 7/24/2014		Analyst: RW
Percent Moisture	15.4	0.2	*	wt%	1	7/25/2014

Qualifiers: ND - Not Detected at the Reporting Limit
 J - Analyte detected below quantitation limits
 B - Analyte detected in the associated Method Blank
 HT - Sample received past holding time
 * - Non-accredited parameter

RL - Reporting / Quantitation Limit for the analysis
 S - Spike Recovery outside accepted recovery limits
 R - RPD outside accepted recovery limits
 E - Value above quantitation range
 H - Holding time exceeded

STAT Analysis Corporation

2242 West Harrison St., Suite 200, Chicago, IL 60612-3766

Tel: (312) 733-0551 Fax: (312) 733-2386 STATinfo@STATAnalysis.com

Accreditations: IEPA ELAP 100445; ORELAP IL300001; AIHA-LAP, LLC 101160; NVLAP LabCode 101202-0

Date Reported: August 05, 2014

ANALYTICAL RESULTS

Date Printed: August 05, 2014

Client: Tetra Tech EM Inc.
 Work Order: 14070878 Revision 0
 Project: TPMHC, Tinley Park
 Lab ID: 14070878-084

Client Sample ID: T-SS-3-V2
 Collection Date: 7/21/2014 9:41:00 AM
 Matrix: Soil

Analyses	Result	RL	Qualifier	Units	DF	Date Analyzed
PCBs	SW8082 (SW3550B)				Prep Date: 7/25/2014	Analyst: GVC
Aroclor 1016	ND	0.097		mg/Kg-dry	1	7/26/2014
Aroclor 1221	ND	0.097		mg/Kg-dry	1	7/26/2014
Aroclor 1232	ND	0.097		mg/Kg-dry	1	7/26/2014
Aroclor 1242	ND	0.097		mg/Kg-dry	1	7/26/2014
Aroclor 1248	ND	0.097		mg/Kg-dry	1	7/26/2014
Aroclor 1254	ND	0.097		mg/Kg-dry	1	7/26/2014
Aroclor 1260	ND	0.097		mg/Kg-dry	1	7/26/2014
Percent Moisture	D2974				Prep Date: 7/24/2014	Analyst: RW
Percent Moisture	17.5	0.2	*	wt%	1	7/25/2014

Qualifiers: ND - Not Detected at the Reporting Limit
 J - Analyte detected below quantitation limits
 B - Analyte detected in the associated Method Blank
 HT - Sample received past holding time
 * - Non-accredited parameter

RL - Reporting / Quantitation Limit for the analysis
 S - Spike Recovery outside accepted recovery limits
 R - RPD outside accepted recovery limits
 E - Value above quantitation range
 H - Holding time exceeded

STAT Analysis Corporation

2242 West Harrison St., Suite 200, Chicago, IL 60612-3766

Tel: (312) 733-0551 Fax: (312) 733-2386 STATinfo@STATAnalysis.com

Accreditations: IEPA ELAP 100445; ORELAP IL300001; AIHA-LAP, LLC 101160; NVLAP LabCode 101202-0

Date Reported: August 05, 2014

ANALYTICAL RESULTS

Date Printed: August 05, 2014

Client: Tetra Tech EM Inc.
 Work Order: 14070878 Revision 0
 Project: TPMHC, Tinley Park
 Lab ID: 14070878-085

Client Sample ID: Spruce-T-SS-18
 Collection Date: 7/21/2014 1:55:00 PM
 Matrix: Soil

Analyses	Result	RL	Qualifier	Units	DF	Date Analyzed
PCBs	SW8082 (SW3550B)				Prep Date: 7/25/2014	Analyst: GVC
Aroclor 1016	ND	0.10		mg/Kg-dry	1	7/26/2014
Aroclor 1221	ND	0.10		mg/Kg-dry	1	7/26/2014
Aroclor 1232	ND	0.10		mg/Kg-dry	1	7/26/2014
Aroclor 1242	ND	0.10		mg/Kg-dry	1	7/26/2014
Aroclor 1248	ND	0.10		mg/Kg-dry	1	7/26/2014
Aroclor 1254	ND	0.10		mg/Kg-dry	1	7/26/2014
Aroclor 1260	ND	0.10		mg/Kg-dry	1	7/26/2014
Percent Moisture	D2974				Prep Date: 7/24/2014	Analyst: RW
Percent Moisture	20.0	0.2	*	wt%	1	7/25/2014

Qualifiers: ND - Not Detected at the Reporting Limit
 J - Analyte detected below quantitation limits
 B - Analyte detected in the associated Method Blank
 HT - Sample received past holding time
 * - Non-accredited parameter

RL - Reporting / Quantitation Limit for the analysis
 S - Spike Recovery outside accepted recovery limits
 R - RPD outside accepted recovery limits
 E - Value above quantitation range
 H - Holding time exceeded

STAT Analysis Corporation

2242 West Harrison St., Suite 200, Chicago, IL 60612-3766

Tel: (312) 733-0551 Fax: (312) 733-2386 STATinfo@STATAnalysis.com

Accreditations: IEPA ELAP 100445; ORELAP IL300001; AIHA-LAP, LLC 101160; NVLAP LabCode 101202-0

Date Reported: August 05, 2014

ANALYTICAL RESULTS

Date Printed: August 05, 2014

Client: Tetra Tech EM Inc.
 Work Order: 14070878 Revision 0
 Project: TPMHC, Tinley Park
 Lab ID: 14070878-086

Client Sample ID: Admin-T-SS-19
 Collection Date: 7/21/2014 2:10:00 PM
 Matrix: Soil

Analyses	Result	RL	Qualifier	Units	DF	Date Analyzed
PCBs	SW8082 (SW3550B)				Prep Date: 7/25/2014	Analyst: GVC
Aroclor 1016	ND	0.095		mg/Kg-dry	1	7/26/2014
Aroclor 1221	ND	0.095		mg/Kg-dry	1	7/26/2014
Aroclor 1232	ND	0.095		mg/Kg-dry	1	7/26/2014
Aroclor 1242	ND	0.095		mg/Kg-dry	1	7/26/2014
Aroclor 1248	ND	0.095		mg/Kg-dry	1	7/26/2014
Aroclor 1254	ND	0.095		mg/Kg-dry	1	7/26/2014
Aroclor 1260	ND	0.095		mg/Kg-dry	1	7/26/2014
Percent Moisture	D2974				Prep Date: 7/24/2014	Analyst: RW
Percent Moisture	16.2	0.2	*	wt%	1	7/25/2014

Qualifiers: ND - Not Detected at the Reporting Limit
 J - Analyte detected below quantitation limits
 B - Analyte detected in the associated Method Blank
 HT - Sample received past holding time
 * - Non-accredited parameter

RL - Reporting / Quantitation Limit for the analysis
 S - Spike Recovery outside accepted recovery limits
 R - RPD outside accepted recovery limits
 E - Value above quantitation range
 H - Holding time exceeded

STAT Analysis Corporation

2242 West Harrison St., Suite 200, Chicago, IL 60612-3766

Tel: (312) 733-0551 Fax: (312) 733-2386 STATinfo@STATAnalysis.com

Accreditations: IEPA ELAP 100445; ORELAP IL300001; AIHA-LAP, LLC 101160; NVLAP LabCode 101202-0

Date Reported: August 05, 2014

ANALYTICAL RESULTS

Date Printed: August 05, 2014

Client: Tetra Tech EM Inc.
 Work Order: 14070878 Revision 0
 Project: TPMHC, Tinley Park
 Lab ID: 14070878-087

Client Sample ID: Power-LP-SS-1
 Collection Date: 7/21/2014 1:30:00 PM
 Matrix: Soil

Analyses	Result	RL	Qualifier	Units	DF	Date Analyzed
Metals by ICP/MS	SW6020 (SW3050B)				Prep Date: 7/25/2014	Analyst: JG
Lead	330	0.61		mg/Kg-dry	10	7/28/2014
pH (25 °C)	SW9045C				Prep Date: 7/29/2014	Analyst: RW
pH	7.5			pH Units	1	7/29/2014
Percent Moisture	D2974				Prep Date: 7/24/2014	Analyst: RW
Percent Moisture	18.5	0.2	*	wt%	1	7/25/2014

Qualifiers:	ND - Not Detected at the Reporting Limit	RL - Reporting / Quantitation Limit for the analysis
	J - Analyte detected below quantitation limits	S - Spike Recovery outside accepted recovery limits
	B - Analyte detected in the associated Method Blank	R - RPD outside accepted recovery limits
	HT - Sample received past holding time	E - Value above quantitation range
	* - Non-accredited parameter	H - Holding time exceeded

STAT Analysis Corporation

2242 West Harrison St., Suite 200, Chicago, IL 60612-3766

Tel: (312) 733-0551 Fax: (312) 733-2386 STATinfo@STATAnalysis.com

Accreditations: IEPA ELAP 100445; ORELAP IL300001; AIHA-LAP, LLC 101160; NVLAP LabCode 101202-0

Date Reported: August 05, 2014

ANALYTICAL RESULTS

Date Printed: August 05, 2014

Client: Tetra Tech EM Inc.
 Work Order: 14070878 Revision 0
 Project: TPMHC, Tinley Park
 Lab ID: 14070878-088

Client Sample ID: Power-LP-SS-2
 Collection Date: 7/21/2014 1:34:00 PM
 Matrix: Soil

Analyses	Result	RL	Qualifier	Units	DF	Date Analyzed
Metals by ICP/MS	SW6020 (SW3050B)				Prep Date: 7/25/2014	Analyst: JG
Lead	150	0.62		mg/Kg-dry	10	7/28/2014
pH (25 °C)	SW9045C				Prep Date: 7/29/2014	Analyst: RW
pH	7.6			pH Units	1	7/29/2014
Percent Moisture	D2974				Prep Date: 7/24/2014	Analyst: RW
Percent Moisture	17.7	0.2	*	wt%	1	7/25/2014

Qualifiers: ND - Not Detected at the Reporting Limit
 J - Analyte detected below quantitation limits
 B - Analyte detected in the associated Method Blank
 HT - Sample received past holding time
 * - Non-accredited parameter

RL - Reporting / Quantitation Limit for the analysis
 S - Spike Recovery outside accepted recovery limits
 R - RPD outside accepted recovery limits
 E - Value above quantitation range
 H - Holding time exceeded

STAT Analysis Corporation

2242 West Harrison St., Suite 200, Chicago, IL 60612-3766

Tel: (312) 733-0551 Fax: (312) 733-2386 STATinfo@STATAnalysis.com

Accreditations: IEPA ELAP 100445; ORELAP IL300001; AIHA-LAP, LLC 101160; NVLAP LabCode 101202-0

Date Reported: August 05, 2014

ANALYTICAL RESULTS

Date Printed: August 05, 2014

Client: Tetra Tech EM Inc.
 Work Order: 14070878 Revision 0
 Project: TPMHC, Tinley Park
 Lab ID: 14070878-089

Client Sample ID: Power-LP-SS-3
 Collection Date: 7/21/2014 2:30:00 PM
 Matrix: Soil

Analyses	Result	RL	Qualifier	Units	DF	Date Analyzed
Metals by ICP/MS	SW6020 (SW3050B)				Prep Date: 7/25/2014	Analyst: JG
Lead	170	0.63		mg/Kg-dry	10	7/28/2014
pH (25 °C)	SW9045C				Prep Date: 7/29/2014	Analyst: RW
pH	7.2			pH Units	1	7/29/2014
Percent Moisture	D2974				Prep Date: 7/24/2014	Analyst: RW
Percent Moisture	18.8	0.2	*	wt%	1	7/25/2014

Qualifiers:	ND - Not Detected at the Reporting Limit	RL - Reporting / Quantitation Limit for the analysis
	J - Analyte detected below quantitation limits	S - Spike Recovery outside accepted recovery limits
	B - Analyte detected in the associated Method Blank	R - RPD outside accepted recovery limits
	HT - Sample received past holding time	E - Value above quantitation range
	* - Non-accredited parameter	H - Holding time exceeded

STAT Analysis Corporation

2242 West Harrison St., Suite 200, Chicago, IL 60612-3766

Tel: (312) 733-0551 Fax: (312) 733-2386 STATinfo@STATAnalysis.com

Accreditations: IEPA ELAP 100445; ORELAP IL300001; AIHA-LAP, LLC 101160; NVLAP LabCode 101202-0

Date Reported: August 05, 2014

ANALYTICAL RESULTS

Date Printed: August 05, 2014

Client: Tetra Tech EM Inc.
 Work Order: 14070878 Revision 0
 Project: TPMHC, Tinley Park
 Lab ID: 14070878-090

Client Sample ID: Power-LP-SS-4
 Collection Date: 7/21/2014 2:34:00 PM
 Matrix: Soil

Analyses	Result	RL	Qualifier	Units	DF	Date Analyzed
Metals by ICP/MS	SW6020 (SW3050B)				Prep Date: 7/25/2014	Analyst: JG
Lead	73	0.60		mg/Kg-dry	10	7/28/2014
pH (25 °C)	SW9045C				Prep Date: 7/29/2014	Analyst: RW
pH	7.7			pH Units	1	7/29/2014
Percent Moisture	D2974				Prep Date: 7/24/2014	Analyst: RW
Percent Moisture	14.7	0.2	*	wt%	1	7/25/2014

Qualifiers: ND - Not Detected at the Reporting Limit
 J - Analyte detected below quantitation limits
 B - Analyte detected in the associated Method Blank
 HT - Sample received past holding time
 * - Non-accredited parameter

RL - Reporting / Quantitation Limit for the analysis
 S - Spike Recovery outside accepted recovery limits
 R - RPD outside accepted recovery limits
 E - Value above quantitation range
 H - Holding time exceeded

STAT Analysis Corporation

2242 West Harrison St., Suite 200, Chicago, IL 60612-3766

Tel: (312) 733-0551 Fax: (312) 733-2386 STATinfo@STATAnalysis.com

Accreditations: IEPA ELAP 100445; ORELAP IL300001; AIHA-LAP, LLC 101160; NVLAP LabCode 101202-0

Date Reported: August 05, 2014

ANALYTICAL RESULTS

Date Printed: August 05, 2014

Client: Tetra Tech EM Inc.
 Work Order: 14070878 Revision 0
 Project: TPMHC, Tinley Park
 Lab ID: 14070878-091

Client Sample ID: Maint-GW-1
 Collection Date: 7/21/2014 11:40:00 AM
 Matrix: Water

Analyses	Result	RL	Qualifier	Units	DF	Date Analyzed
Volatile Organic Compounds by GC/MS	SW8260B (SW5030B)		Prep Date:	Analyst: ART		
Acetone	ND	0.020		mg/L	1	7/30/2014
Benzene	ND	0.0050		mg/L	1	7/30/2014
Bromodichloromethane	ND	0.0050		mg/L	1	7/30/2014
Bromoform	ND	0.0050		mg/L	1	7/30/2014
Bromomethane	ND	0.010		mg/L	1	7/30/2014
2-Butanone	ND	0.020		mg/L	1	7/30/2014
Carbon disulfide	ND	0.010		mg/L	1	7/30/2014
Carbon tetrachloride	ND	0.0050		mg/L	1	7/30/2014
Chlorobenzene	ND	0.0050		mg/L	1	7/30/2014
Chloroethane	ND	0.010		mg/L	1	7/30/2014
Chloroform	ND	0.0050		mg/L	1	7/30/2014
Chloromethane	ND	0.010		mg/L	1	7/30/2014
Dibromochloromethane	ND	0.0050		mg/L	1	7/30/2014
1,1-Dichloroethane	ND	0.0050		mg/L	1	7/30/2014
1,2-Dichloroethane	ND	0.0050		mg/L	1	7/30/2014
1,1-Dichloroethene	ND	0.0050		mg/L	1	7/30/2014
cis-1,2-Dichloroethene	ND	0.0050		mg/L	1	7/30/2014
trans-1,2-Dichloroethene	ND	0.0050		mg/L	1	7/30/2014
1,2-Dichloropropane	ND	0.0050		mg/L	1	7/30/2014
cis-1,3-Dichloropropene	ND	0.0010		mg/L	1	7/30/2014
trans-1,3-Dichloropropene	ND	0.0010		mg/L	1	7/30/2014
Ethylbenzene	ND	0.0050		mg/L	1	7/30/2014
2-Hexanone	ND	0.020		mg/L	1	7/30/2014
4-Methyl-2-pentanone	ND	0.020		mg/L	1	7/30/2014
Methylene chloride	ND	0.0050		mg/L	1	7/30/2014
Methyl tert-butyl ether	ND	0.0050		mg/L	1	7/30/2014
Styrene	ND	0.0050		mg/L	1	7/30/2014
1,1,2,2-Tetrachloroethane	ND	0.0050		mg/L	1	7/30/2014
Tetrachloroethene	ND	0.0050		mg/L	1	7/30/2014
Toluene	ND	0.0050		mg/L	1	7/30/2014
1,1,1-Trichloroethane	ND	0.0050		mg/L	1	7/30/2014
1,1,2-Trichloroethane	ND	0.0050		mg/L	1	7/30/2014
Trichloroethene	ND	0.0050		mg/L	1	7/30/2014
Vinyl chloride	ND	0.0020		mg/L	1	7/30/2014
Xylenes, Total	ND	0.015		mg/L	1	7/30/2014

Qualifiers: ND - Not Detected at the Reporting Limit
 J - Analyte detected below quantitation limits
 B - Analyte detected in the associated Method Blank
 HT - Sample received past holding time
 * - Non-accredited parameter

RL - Reporting / Quantitation Limit for the analysis
 S - Spike Recovery outside accepted recovery limits
 R - RPD outside accepted recovery limits
 E - Value above quantitation range
 H - Holding time exceeded

STAT Analysis Corporation

2242 West Harrison St., Suite 200, Chicago, IL 60612-3766

Tel: (312) 733-0551 Fax: (312) 733-2386 STATinfo@STATAnalysis.com

Accreditations: IEPA ELAP 100445; ORELAP IL300001; AIHA-LAP, LLC 101160; NVLAP LabCode 101202-0

Date Reported: August 05, 2014

ANALYTICAL RESULTS

Date Printed: August 05, 2014

Client: Tetra Tech EM Inc.
Work Order: 14070878 Revision 0
Project: TPMHC, Tinley Park
Lab ID: 14070878-092

Client Sample ID: Cedar-SB-1-0003
Collection Date: 7/23/2014 11:10:00 AM
Matrix: Soil

Analyses	Result	RL	Qualifier	Units	DF	Date Analyzed
Mercury	SW7471A				Prep Date: 7/28/2014	Analyst: LB
Mercury	0.035	0.023		mg/Kg-dry	1	7/28/2014
Metals by ICP/MS	SW6020 (SW3050B)				Prep Date: 7/25/2014	Analyst: JG
Aluminum	15000	250		mg/Kg-dry	100	7/25/2014
Antimony	ND	2.5		mg/Kg-dry	10	7/28/2014
Arsenic	7.1	1.3		mg/Kg-dry	10	7/28/2014
Barium	150	1.3		mg/Kg-dry	10	7/28/2014
Beryllium	1.0	0.63		mg/Kg-dry	10	7/28/2014
Cadmium	ND	0.63		mg/Kg-dry	10	7/28/2014
Calcium	5100	750		mg/Kg-dry	100	7/25/2014
Chromium	19	1.3		mg/Kg-dry	10	7/28/2014
Cobalt	11	1.3		mg/Kg-dry	10	7/28/2014
Copper	22	3.1		mg/Kg-dry	10	7/28/2014
Iron	22000	380		mg/Kg-dry	100	7/25/2014
Lead	25	0.63		mg/Kg-dry	10	7/28/2014
Magnesium	4200	380		mg/Kg-dry	100	7/25/2014
Manganese	580	1.3		mg/Kg-dry	10	7/28/2014
Nickel	22	1.3		mg/Kg-dry	10	7/28/2014
Potassium	1400	38		mg/Kg-dry	10	7/28/2014
Selenium	ND	1.3		mg/Kg-dry	10	7/28/2014
Silver	ND	1.3		mg/Kg-dry	10	7/28/2014
Sodium	ND	750		mg/Kg-dry	100	7/25/2014
Thallium	ND	1.3		mg/Kg-dry	10	7/28/2014
Vanadium	30	1.3		mg/Kg-dry	10	7/28/2014
Zinc	71	6.3		mg/Kg-dry	10	7/28/2014
Semivolatile Organic Compounds by GC/MS	SW8270C (SW3550B)				Prep Date: 7/28/2014	Analyst: MEP
Acenaphthene	ND	0.041		mg/Kg-dry	1	7/29/2014
Acenaphthylene	ND	0.041		mg/Kg-dry	1	7/29/2014
Aniline	ND	0.42		mg/Kg-dry	1	7/29/2014
Anthracene	ND	0.041		mg/Kg-dry	1	7/29/2014
Benz(a)anthracene	ND	0.041		mg/Kg-dry	1	7/29/2014
Benzidine	ND	0.41		mg/Kg-dry	1	7/29/2014
Benzo(a)pyrene	ND	0.041		mg/Kg-dry	1	7/29/2014
Benzo(b)fluoranthene	ND	0.041		mg/Kg-dry	1	7/29/2014
Benzo(g,h,i)perylene	ND	0.041		mg/Kg-dry	1	7/29/2014
Benzo(k)fluoranthene	ND	0.041		mg/Kg-dry	1	7/29/2014
Benzoic acid	ND	1.0		mg/Kg-dry	1	7/29/2014
Benzyl alcohol	ND	0.21		mg/Kg-dry	1	7/29/2014

Qualifiers:
 ND - Not Detected at the Reporting Limit
 J - Analyte detected below quantitation limits
 B - Analyte detected in the associated Method Blank
 HT - Sample received past holding time
 * - Non-accredited parameter

RL - Reporting / Quantitation Limit for the analysis
 S - Spike Recovery outside accepted recovery limits
 R - RPD outside accepted recovery limits
 E - Value above quantitation range
 H - Holding time exceeded

STAT Analysis Corporation

2242 West Harrison St., Suite 200, Chicago, IL 60612-3766

Tel: (312) 733-0551 Fax: (312) 733-2386 STATinfo@STATAnalysis.com

Accreditations: IEPA ELAP 100445; ORELAP IL300001; AIHA-LAP, LLC 101160; NVLAP LabCode 101202-0

Date Reported: August 05, 2014

ANALYTICAL RESULTS

Date Printed: August 05, 2014

Client: Tetra Tech EM Inc.
 Work Order: 14070878 Revision 0
 Project: TPMHC, Tinley Park
 Lab ID: 14070878-092

Client Sample ID: Cedar-SB-1-0003
 Collection Date: 7/23/2014 11:10:00 AM
 Matrix: Soil

Analyses	Result	RL	Qualifier	Units	DF	Date Analyzed
Semivolatile Organic Compounds by GC/MS	SW8270C (SW3550B)		Prep Date: 7/28/2014		Analyst: MEP	
Bis(2-chloroethoxy)methane	ND	0.21		mg/Kg-dry	1	7/29/2014
Bis(2-chloroethyl)ether	ND	0.21		mg/Kg-dry	1	7/29/2014
Bis(2-ethylhexyl)phthalate	ND	1.0		mg/Kg-dry	1	7/29/2014
4-Bromophenyl phenyl ether	ND	0.21		mg/Kg-dry	1	7/29/2014
Butyl benzyl phthalate	ND	0.21		mg/Kg-dry	1	7/29/2014
Carbazole	ND	0.21		mg/Kg-dry	1	7/29/2014
4-Chloroaniline	ND	0.21		mg/Kg-dry	1	7/29/2014
4-Chloro-3-methylphenol	ND	0.41		mg/Kg-dry	1	7/29/2014
2-Chloronaphthalene	ND	0.21		mg/Kg-dry	1	7/29/2014
2-Chlorophenol	ND	0.21		mg/Kg-dry	1	7/29/2014
4-Chlorophenyl phenyl ether	ND	0.21		mg/Kg-dry	1	7/29/2014
Chrysene	ND	0.041		mg/Kg-dry	1	7/29/2014
Dibenz(a,h)anthracene	ND	0.041		mg/Kg-dry	1	7/29/2014
Dibenzofuran	ND	0.21		mg/Kg-dry	1	7/29/2014
1,2-Dichlorobenzene	ND	0.21		mg/Kg-dry	1	7/29/2014
1,3-Dichlorobenzene	ND	0.21		mg/Kg-dry	1	7/29/2014
1,4-Dichlorobenzene	ND	0.21		mg/Kg-dry	1	7/29/2014
3,3'-Dichlorobenzidine	ND	0.21		mg/Kg-dry	1	7/29/2014
2,4-Dichlorophenol	ND	0.21		mg/Kg-dry	1	7/29/2014
Diethyl phthalate	ND	0.21		mg/Kg-dry	1	7/29/2014
2,4-Dimethylphenol	ND	0.21		mg/Kg-dry	1	7/29/2014
Dimethyl phthalate	ND	0.21		mg/Kg-dry	1	7/29/2014
4,6-Dinitro-2-methylphenol	ND	0.41		mg/Kg-dry	1	7/29/2014
2,4-Dinitrophenol	ND	1.0		mg/Kg-dry	1	7/29/2014
2,4-Dinitrotoluene	ND	0.041		mg/Kg-dry	1	7/29/2014
2,6-Dinitrotoluene	ND	0.041		mg/Kg-dry	1	7/29/2014
Di-n-butyl phthalate	ND	0.21		mg/Kg-dry	1	7/29/2014
Di-n-octyl phthalate	ND	0.21		mg/Kg-dry	1	7/29/2014
Fluoranthene	ND	0.041		mg/Kg-dry	1	7/29/2014
Fluorene	ND	0.041		mg/Kg-dry	1	7/29/2014
Hexachlorobenzene	ND	0.21		mg/Kg-dry	1	7/29/2014
Hexachlorobutadiene	ND	0.21		mg/Kg-dry	1	7/29/2014
Hexachlorocyclopentadiene	ND	0.21		mg/Kg-dry	1	7/29/2014
Hexachloroethane	ND	0.21		mg/Kg-dry	1	7/29/2014
Indeno(1,2,3-cd)pyrene	ND	0.041		mg/Kg-dry	1	7/29/2014
Isophorone	ND	0.21		mg/Kg-dry	1	7/29/2014
2-Methylnaphthalene	ND	0.21		mg/Kg-dry	1	7/29/2014
2-Methylphenol	ND	0.21		mg/Kg-dry	1	7/29/2014

Qualifiers: ND - Not Detected at the Reporting Limit
 J - Analyte detected below quantitation limits
 B - Analyte detected in the associated Method Blank
 HT - Sample received past holding time
 * - Non-accredited parameter

RL - Reporting / Quantitation Limit for the analysis
 S - Spike Recovery outside accepted recovery limits
 R - RPD outside accepted recovery limits
 E - Value above quantitation range
 H - Holding time exceeded

STAT Analysis Corporation

2242 West Harrison St., Suite 200, Chicago, IL 60612-3766

Tel: (312) 733-0551 Fax: (312) 733-2386 STATinfo@STATAnalysis.com

Accreditations: IEPA ELAP 100445; ORELAP IL300001; AIHA-LAP, LLC 101160; NVLAP LabCode 101202-0

Date Reported: August 05, 2014

ANALYTICAL RESULTS

Date Printed: August 05, 2014

Client: Tetra Tech EM Inc.
Work Order: 14070878 Revision 0
Project: TPMHC, Tinley Park
Lab ID: 14070878-092

Client Sample ID: Cedar-SB-1-0003
Collection Date: 7/23/2014 11:10:00 AM
Matrix: Soil

Analyses	Result	RL	Qualifier	Units	DF	Date Analyzed
Semivolatile Organic Compounds by GC/MS		SW8270C (SW3550B)		Prep Date: 7/28/2014		Analyst: MEP
4-Methylphenol	ND	0.21		mg/Kg-dry	1	7/29/2014
Naphthalene	ND	0.041		mg/Kg-dry	1	7/29/2014
2-Nitroaniline	ND	0.21		mg/Kg-dry	1	7/29/2014
3-Nitroaniline	ND	0.21		mg/Kg-dry	1	7/29/2014
4-Nitroaniline	ND	0.21		mg/Kg-dry	1	7/29/2014
2-Nitrophenol	ND	0.21		mg/Kg-dry	1	7/29/2014
4-Nitrophenol	ND	0.41		mg/Kg-dry	1	7/29/2014
Nitrobenzene	ND	0.041		mg/Kg-dry	1	7/29/2014
N-Nitrosodi-n-propylamine	ND	0.041		mg/Kg-dry	1	7/29/2014
N-Nitrosodimethylamine	ND	0.21		mg/Kg-dry	1	7/29/2014
N-Nitrosodiphenylamine	ND	0.041		mg/Kg-dry	1	7/29/2014
2, 2'-oxybis(1-Chloropropane)	ND	0.21		mg/Kg-dry	1	7/29/2014
Pentachlorophenol	ND	0.084		mg/Kg-dry	1	7/29/2014
Phenanthrene	ND	0.041		mg/Kg-dry	1	7/29/2014
Phenol	ND	0.21		mg/Kg-dry	1	7/29/2014
Pyrene	ND	0.041		mg/Kg-dry	1	7/29/2014
Pyridine	ND	0.84		mg/Kg-dry	1	7/29/2014
1,2,4-Trichlorobenzene	ND	0.21		mg/Kg-dry	1	7/29/2014
2,4,5-Trichlorophenol	ND	0.21		mg/Kg-dry	1	7/29/2014
2,4,6-Trichlorophenol	ND	0.21		mg/Kg-dry	1	7/29/2014
Volatile Organic Compounds by GC/MS		SW5035/8260B		Prep Date: 7/24/2014		Analyst: PS
Acetone	0.14	0.087		mg/Kg-dry	1	7/31/2014
Benzene	ND	0.0058		mg/Kg-dry	1	7/31/2014
Bromodichloromethane	ND	0.0058		mg/Kg-dry	1	7/31/2014
Bromoform	ND	0.0058		mg/Kg-dry	1	7/31/2014
Bromomethane	ND	0.012		mg/Kg-dry	1	7/31/2014
2-Butanone	ND	0.087		mg/Kg-dry	1	7/31/2014
Carbon disulfide	ND	0.058		mg/Kg-dry	1	7/31/2014
Carbon tetrachloride	ND	0.0058		mg/Kg-dry	1	7/31/2014
Chlorobenzene	ND	0.0058		mg/Kg-dry	1	7/31/2014
Chloroethane	ND	0.012		mg/Kg-dry	1	7/31/2014
Chloroform	ND	0.0058		mg/Kg-dry	1	7/31/2014
Chloromethane	ND	0.012		mg/Kg-dry	1	7/31/2014
Dibromochloromethane	ND	0.0058		mg/Kg-dry	1	7/31/2014
1,1-Dichloroethane	ND	0.0058		mg/Kg-dry	1	7/31/2014
1,2-Dichloroethane	ND	0.0058		mg/Kg-dry	1	7/31/2014
1,1-Dichloroethene	ND	0.0058		mg/Kg-dry	1	7/31/2014
cis-1,2-Dichloroethene	ND	0.0058		mg/Kg-dry	1	7/31/2014

Qualifiers: ND - Not Detected at the Reporting Limit
 J - Analyte detected below quantitation limits
 B - Analyte detected in the associated Method Blank
 HT - Sample received past holding time
 * - Non-accredited parameter

RL - Reporting / Quantitation Limit for the analysis
 S - Spike Recovery outside accepted recovery limits
 R - RPD outside accepted recovery limits
 E - Value above quantitation range
 H - Holding time exceeded

STAT Analysis Corporation

2242 West Harrison St., Suite 200, Chicago, IL 60612-3766

Tel: (312) 733-0551 Fax: (312) 733-2386 STATinfo@STATAnalysis.com

Accreditations: IEPA ELAP 100445; ORELAP IL300001; AIHA-LAP, LLC 101160; NVLAP LabCode 101202-0

Date Reported: August 05, 2014

ANALYTICAL RESULTS

Date Printed: August 05, 2014

Client: Tetra Tech EM Inc.
Work Order: 14070878 Revision 0
Project: TPMHC, Tinley Park
Lab ID: 14070878-092

Client Sample ID: Cedar-SB-1-0003
Collection Date: 7/23/2014 11:10:00 AM
Matrix: Soil

Analyses	Result	RL	Qualifier	Units	DF	Date Analyzed
Volatile Organic Compounds by GC/MS	SW5035/8260B		Prep Date: 7/24/2014		Analyst: PS	
trans-1,2-Dichloroethene	ND	0.0058		mg/Kg-dry	1	7/31/2014
1,2-Dichloropropane	ND	0.0058		mg/Kg-dry	1	7/31/2014
cis-1,3-Dichloropropene	ND	0.0023		mg/Kg-dry	1	7/31/2014
trans-1,3-Dichloropropene	ND	0.0023		mg/Kg-dry	1	7/31/2014
Ethylbenzene	ND	0.0058		mg/Kg-dry	1	7/31/2014
2-Hexanone	ND	0.023		mg/Kg-dry	1	7/31/2014
4-Methyl-2-pentanone	ND	0.023		mg/Kg-dry	1	7/31/2014
Methylene chloride	ND	0.012		mg/Kg-dry	1	7/31/2014
Methyl tert-butyl ether	ND	0.0058		mg/Kg-dry	1	7/31/2014
Styrene	ND	0.0058		mg/Kg-dry	1	7/31/2014
1,1,2,2-Tetrachloroethane	ND	0.0058		mg/Kg-dry	1	7/31/2014
Tetrachloroethene	ND	0.0058		mg/Kg-dry	1	7/31/2014
Toluene	ND	0.0058		mg/Kg-dry	1	7/31/2014
1,1,1-Trichloroethane	ND	0.0058		mg/Kg-dry	1	7/31/2014
1,1,2-Trichloroethane	ND	0.0058		mg/Kg-dry	1	7/31/2014
Trichloroethene	ND	0.0058		mg/Kg-dry	1	7/31/2014
Vinyl chloride	ND	0.0058		mg/Kg-dry	1	7/31/2014
Xylenes, Total	ND	0.017		mg/Kg-dry	1	7/31/2014
Cyanide, Total	SW9012A		Prep Date: 7/24/2014		Analyst: YZ	
Cyanide	ND	0.32		mg/Kg-dry	1	7/25/2014
pH (25 °C)	SW9045C		Prep Date: 7/29/2014		Analyst: RW	
pH	6.7			pH Units	1	7/29/2014
Percent Moisture	D2974		Prep Date: 7/24/2014		Analyst: RW	
Percent Moisture	21.3	0.2	*	wt%	1	7/25/2014

Qualifiers:	ND - Not Detected at the Reporting Limit	RL - Reporting / Quantitation Limit for the analysis
	J - Analyte detected below quantitation limits	S - Spike Recovery outside accepted recovery limits
	B - Analyte detected in the associated Method Blank	R - RPD outside accepted recovery limits
	HT - Sample received past holding time	E - Value above quantitation range
	* - Non-accredited parameter	H - Holding time exceeded

STAT Analysis Corporation

2242 West Harrison St., Suite 200, Chicago, IL 60612-3766

Tel: (312) 733-0551 Fax: (312) 733-2386 STATinfo@STATAnalysis.com

Accreditations: IEPA ELAP 100445; ORELAP IL300001; AIHA-LAP, LLC 101160; NVLAP LabCode 101202-0

Date Reported: August 05, 2014

ANALYTICAL RESULTS

Date Printed: August 05, 2014

Client: Tetra Tech EM Inc.
 Work Order: 14070878 Revision 0
 Project: TPMHC, Tinley Park
 Lab ID: 14070878-093

Client Sample ID: Cedar-SB-2-0003
 Collection Date: 7/23/2014 12:20:00 PM
 Matrix: Soil

Analyses	Result	RL	Qualifier	Units	DF	Date Analyzed
Mercury	SW7471A				Prep Date: 7/28/2014	Analyst: LB
Mercury	0.034	0.023		mg/Kg-dry	1	7/29/2014
Metals by ICP/MS	SW6020 (SW3050B)				Prep Date: 7/25/2014	Analyst: JG
Aluminum	15000	220		mg/Kg-dry	100	7/25/2014
Antimony	ND	2.2		mg/Kg-dry	10	7/25/2014
Arsenic	8.3	1.1		mg/Kg-dry	10	7/25/2014
Barium	73	1.1		mg/Kg-dry	10	7/25/2014
Beryllium	ND	0.56		mg/Kg-dry	10	7/25/2014
Cadmium	ND	0.56		mg/Kg-dry	10	7/25/2014
Calcium	1800	670		mg/Kg-dry	100	7/25/2014
Chromium	16	1.1		mg/Kg-dry	10	7/25/2014
Cobalt	8.0	1.1		mg/Kg-dry	10	7/25/2014
Copper	14	2.8		mg/Kg-dry	10	7/25/2014
Iron	22000	340		mg/Kg-dry	100	7/25/2014
Lead	14	0.56		mg/Kg-dry	10	7/25/2014
Magnesium	3100	34		mg/Kg-dry	10	7/25/2014
Manganese	350	1.1		mg/Kg-dry	10	7/25/2014
Nickel	16	1.1		mg/Kg-dry	10	7/25/2014
Potassium	990	34		mg/Kg-dry	10	7/25/2014
Selenium	ND	1.1		mg/Kg-dry	10	7/25/2014
Silver	ND	1.1		mg/Kg-dry	10	7/25/2014
Sodium	ND	67		mg/Kg-dry	10	7/25/2014
Thallium	ND	1.1		mg/Kg-dry	10	7/25/2014
Vanadium	27	1.1		mg/Kg-dry	10	7/25/2014
Zinc	39	5.6		mg/Kg-dry	10	7/25/2014
Semivolatile Organic Compounds by GC/MS	SW8270C (SW3550B)				Prep Date: 7/29/2014	Analyst: DM
Acenaphthene	ND	0.039		mg/Kg-dry	1	7/30/2014
Acenaphthylene	ND	0.039		mg/Kg-dry	1	7/30/2014
Aniline	ND	0.39		mg/Kg-dry	1	7/30/2014
Anthracene	ND	0.039		mg/Kg-dry	1	7/30/2014
Benz(a)anthracene	ND	0.039		mg/Kg-dry	1	7/30/2014
Benzidine	ND	0.39		mg/Kg-dry	1	7/30/2014
Benzo(a)pyrene	ND	0.039		mg/Kg-dry	1	7/30/2014
Benzo(b)fluoranthene	ND	0.039		mg/Kg-dry	1	7/30/2014
Benzo(g,h,i)perylene	ND	0.039		mg/Kg-dry	1	7/30/2014
Benzo(k)fluoranthene	ND	0.039		mg/Kg-dry	1	7/30/2014
Benzoic acid	ND	0.98		mg/Kg-dry	1	7/30/2014
Benzyl alcohol	ND	0.20		mg/Kg-dry	1	7/30/2014

Qualifiers: ND - Not Detected at the Reporting Limit
 J - Analyte detected below quantitation limits
 B - Analyte detected in the associated Method Blank
 HT - Sample received past holding time
 * - Non-accredited parameter

RL - Reporting / Quantitation Limit for the analysis
 S - Spike Recovery outside accepted recovery limits
 R - RPD outside accepted recovery limits
 E - Value above quantitation range
 H - Holding time exceeded

STAT Analysis Corporation

2242 West Harrison St., Suite 200, Chicago, IL 60612-3766

Tel: (312) 733-0551 Fax: (312) 733-2386 STATinfo@STATAnalysis.com

Accreditations: IEPA ELAP 100445; ORELAP IL300001; AIHA-LAP, LLC 101160; NVLAP LabCode 101202-0

Date Reported: August 05, 2014

ANALYTICAL RESULTS

Date Printed: August 05, 2014

Client: Tetra Tech EM Inc.
 Work Order: 14070878 Revision 0
 Project: TPMHC, Tinley Park
 Lab ID: 14070878-093

Client Sample ID: Cedar-SB-2-0003
 Collection Date: 7/23/2014 12:20:00 PM
 Matrix: Soil

Analyses	Result	RL	Qualifier	Units	DF	Date Analyzed
Semivolatile Organic Compounds by GC/MS	SW8270C (SW3550B)		Prep Date: 7/29/2014		Analyst: DM	
Bis(2-chloroethoxy)methane	ND	0.20		mg/Kg-dry	1	7/30/2014
Bis(2-chloroethyl)ether	ND	0.20		mg/Kg-dry	1	7/30/2014
Bis(2-ethylhexyl)phthalate	ND	0.98		mg/Kg-dry	1	7/30/2014
4-Bromophenyl phenyl ether	ND	0.20		mg/Kg-dry	1	7/30/2014
Butyl benzyl phthalate	ND	0.20		mg/Kg-dry	1	7/30/2014
Carbazole	ND	0.20		mg/Kg-dry	1	7/30/2014
4-Chloroaniline	ND	0.20		mg/Kg-dry	1	7/30/2014
4-Chloro-3-methylphenol	ND	0.39		mg/Kg-dry	1	7/30/2014
2-Chloronaphthalene	ND	0.20		mg/Kg-dry	1	7/30/2014
2-Chlorophenol	ND	0.20		mg/Kg-dry	1	7/30/2014
4-Chlorophenyl phenyl ether	ND	0.20		mg/Kg-dry	1	7/30/2014
Chrysene	ND	0.039		mg/Kg-dry	1	7/30/2014
Dibenz(a,h)anthracene	ND	0.039		mg/Kg-dry	1	7/30/2014
Dibenzofuran	ND	0.20		mg/Kg-dry	1	7/30/2014
1,2-Dichlorobenzene	ND	0.20		mg/Kg-dry	1	7/30/2014
1,3-Dichlorobenzene	ND	0.20		mg/Kg-dry	1	7/30/2014
1,4-Dichlorobenzene	ND	0.20		mg/Kg-dry	1	7/30/2014
3,3'-Dichlorobenzidine	ND	0.20		mg/Kg-dry	1	7/30/2014
2,4-Dichlorophenol	ND	0.20		mg/Kg-dry	1	7/30/2014
Diethyl phthalate	ND	0.20		mg/Kg-dry	1	7/30/2014
2,4-Dimethylphenol	ND	0.20		mg/Kg-dry	1	7/30/2014
Dimethyl phthalate	ND	0.20		mg/Kg-dry	1	7/30/2014
4,6-Dinitro-2-methylphenol	ND	0.39		mg/Kg-dry	1	7/30/2014
2,4-Dinitrophenol	ND	0.98		mg/Kg-dry	1	7/30/2014
2,4-Dinitrotoluene	ND	0.039		mg/Kg-dry	1	7/30/2014
2,6-Dinitrotoluene	ND	0.039		mg/Kg-dry	1	7/30/2014
Di-n-butyl phthalate	ND	0.20		mg/Kg-dry	1	7/30/2014
Di-n-octyl phthalate	ND	0.20		mg/Kg-dry	1	7/30/2014
Fluoranthene	ND	0.039		mg/Kg-dry	1	7/30/2014
Fluorene	ND	0.039		mg/Kg-dry	1	7/30/2014
Hexachlorobenzene	ND	0.20		mg/Kg-dry	1	7/30/2014
Hexachlorobutadiene	ND	0.20		mg/Kg-dry	1	7/30/2014
Hexachlorocyclopentadiene	ND	0.20		mg/Kg-dry	1	7/30/2014
Hexachloroethane	ND	0.20		mg/Kg-dry	1	7/30/2014
Indeno(1,2,3-cd)pyrene	ND	0.039		mg/Kg-dry	1	7/30/2014
Isophorone	ND	0.20		mg/Kg-dry	1	7/30/2014
2-Methylnaphthalene	ND	0.20		mg/Kg-dry	1	7/30/2014
2-Methylphenol	ND	0.20		mg/Kg-dry	1	7/30/2014

Qualifiers: ND - Not Detected at the Reporting Limit
 J - Analyte detected below quantitation limits
 B - Analyte detected in the associated Method Blank
 HT - Sample received past holding time
 * - Non-accredited parameter

RL - Reporting / Quantitation Limit for the analysis
 S - Spike Recovery outside accepted recovery limits
 R - RPD outside accepted recovery limits
 E - Value above quantitation range
 H - Holding time exceeded

STAT Analysis Corporation

2242 West Harrison St., Suite 200, Chicago, IL 60612-3766

Tel: (312) 733-0551 Fax: (312) 733-2386 STATinfo@STATAnalysis.com

Accreditations: IEPA ELAP 100445; ORELAP IL300001; AIHA-LAP, LLC 101160; NVLAP LabCode 101202-0

Date Reported: August 05, 2014

ANALYTICAL RESULTS

Date Printed: August 05, 2014

Client: Tetra Tech EM Inc.
 Work Order: 14070878 Revision 0
 Project: TPMHC, Tinley Park
 Lab ID: 14070878-093

Client Sample ID: Cedar-SB-2-0003
 Collection Date: 7/23/2014 12:20:00 PM
 Matrix: Soil

Analyses	Result	RL	Qualifier	Units	DF	Date Analyzed
Semivolatile Organic Compounds by GC/MS		SW8270C (SW3550B)		Prep Date: 7/29/2014		Analyst: DM
4-Methylphenol	ND	0.20		mg/Kg-dry	1	7/30/2014
Naphthalene	ND	0.039		mg/Kg-dry	1	7/30/2014
2-Nitroaniline	ND	0.20		mg/Kg-dry	1	7/30/2014
3-Nitroaniline	ND	0.20		mg/Kg-dry	1	7/30/2014
4-Nitroaniline	ND	0.20		mg/Kg-dry	1	7/30/2014
2-Nitrophenol	ND	0.20		mg/Kg-dry	1	7/30/2014
4-Nitrophenol	ND	0.39		mg/Kg-dry	1	7/30/2014
Nitrobenzene	ND	0.039		mg/Kg-dry	1	7/30/2014
N-Nitrosodi-n-propylamine	ND	0.039		mg/Kg-dry	1	7/30/2014
N-Nitrosodimethylamine	ND	0.20		mg/Kg-dry	1	7/30/2014
N-Nitrosodiphenylamine	ND	0.039		mg/Kg-dry	1	7/30/2014
2, 2'-oxybis(1-Chloropropane)	ND	0.20		mg/Kg-dry	1	7/30/2014
Pentachlorophenol	ND	0.079		mg/Kg-dry	1	7/30/2014
Phenanthrene	ND	0.039		mg/Kg-dry	1	7/30/2014
Phenol	ND	0.20		mg/Kg-dry	1	7/30/2014
Pyrene	ND	0.039		mg/Kg-dry	1	7/30/2014
Pyridine	ND	0.79		mg/Kg-dry	1	7/30/2014
1,2,4-Trichlorobenzene	ND	0.20		mg/Kg-dry	1	7/30/2014
2,4,5-Trichlorophenol	ND	0.20		mg/Kg-dry	1	7/30/2014
2,4,6-Trichlorophenol	ND	0.20		mg/Kg-dry	1	7/30/2014
Volatile Organic Compounds by GC/MS		SW5035/8260B		Prep Date: 7/24/2014		Analyst: PS
Acetone	0.12	0.077		mg/Kg-dry	1	7/31/2014
Benzene	ND	0.0052		mg/Kg-dry	1	7/31/2014
Bromodichloromethane	ND	0.0052		mg/Kg-dry	1	7/31/2014
Bromoform	ND	0.0052		mg/Kg-dry	1	7/31/2014
Bromomethane	ND	0.010		mg/Kg-dry	1	7/31/2014
2-Butanone	ND	0.077		mg/Kg-dry	1	7/31/2014
Carbon disulfide	ND	0.052		mg/Kg-dry	1	7/31/2014
Carbon tetrachloride	ND	0.0052		mg/Kg-dry	1	7/31/2014
Chlorobenzene	ND	0.0052		mg/Kg-dry	1	7/31/2014
Chloroethane	ND	0.010		mg/Kg-dry	1	7/31/2014
Chloroform	ND	0.0052		mg/Kg-dry	1	7/31/2014
Chloromethane	ND	0.010		mg/Kg-dry	1	7/31/2014
Dibromochloromethane	ND	0.0052		mg/Kg-dry	1	7/31/2014
1,1-Dichloroethane	ND	0.0052		mg/Kg-dry	1	7/31/2014
1,2-Dichloroethane	ND	0.0052		mg/Kg-dry	1	7/31/2014
1,1-Dichloroethene	ND	0.0052		mg/Kg-dry	1	7/31/2014
cis-1,2-Dichloroethene	ND	0.0052		mg/Kg-dry	1	7/31/2014

Qualifiers: ND - Not Detected at the Reporting Limit
 J - Analyte detected below quantitation limits
 B - Analyte detected in the associated Method Blank
 HT - Sample received past holding time
 * - Non-accredited parameter

RL - Reporting / Quantitation Limit for the analysis
 S - Spike Recovery outside accepted recovery limits
 R - RPD outside accepted recovery limits
 E - Value above quantitation range
 H - Holding time exceeded

STAT Analysis Corporation

2242 West Harrison St., Suite 200, Chicago, IL 60612-3766

Tel: (312) 733-0551 Fax: (312) 733-2386 STATinfo@STATAnalysis.com

Accreditations: IEPA ELAP 100445; ORELAP IL300001; AIHA-LAP, LLC 101160; NVLAP LabCode 101202-0

Date Reported: August 05, 2014

ANALYTICAL RESULTS

Date Printed: August 05, 2014

Client: Tetra Tech EM Inc.
Work Order: 14070878 Revision 0
Project: TPMHC, Tinley Park
Lab ID: 14070878-093

Client Sample ID: Cedar-SB-2-0003
Collection Date: 7/23/2014 12:20:00 PM
Matrix: Soil

Analyses	Result	RL	Qualifier	Units	DF	Date Analyzed
Volatile Organic Compounds by GC/MS	SW5035/8260B		Prep Date: 7/24/2014		Analyst: PS	
trans-1,2-Dichloroethene	ND	0.0052		mg/Kg-dry	1	7/31/2014
1,2-Dichloropropane	ND	0.0052		mg/Kg-dry	1	7/31/2014
cis-1,3-Dichloropropene	ND	0.0021		mg/Kg-dry	1	7/31/2014
trans-1,3-Dichloropropene	ND	0.0021		mg/Kg-dry	1	7/31/2014
Ethylbenzene	ND	0.0052		mg/Kg-dry	1	7/31/2014
2-Hexanone	ND	0.021		mg/Kg-dry	1	7/31/2014
4-Methyl-2-pentanone	ND	0.021		mg/Kg-dry	1	7/31/2014
Methylene chloride	ND	0.010		mg/Kg-dry	1	7/31/2014
Methyl tert-butyl ether	ND	0.0052		mg/Kg-dry	1	7/31/2014
Styrene	ND	0.0052		mg/Kg-dry	1	7/31/2014
1,1,2,2-Tetrachloroethane	ND	0.0052		mg/Kg-dry	1	7/31/2014
Tetrachloroethene	ND	0.0052		mg/Kg-dry	1	7/31/2014
Toluene	ND	0.0052		mg/Kg-dry	1	7/31/2014
1,1,1-Trichloroethane	ND	0.0052		mg/Kg-dry	1	7/31/2014
1,1,2-Trichloroethane	ND	0.0052		mg/Kg-dry	1	7/31/2014
Trichloroethene	ND	0.0052		mg/Kg-dry	1	7/31/2014
Vinyl chloride	ND	0.0052		mg/Kg-dry	1	7/31/2014
Xylenes, Total	ND	0.015		mg/Kg-dry	1	7/31/2014
Cyanide, Total	SW9012A		Prep Date: 7/24/2014		Analyst: YZ	
Cyanide	ND	0.30		mg/Kg-dry	1	7/25/2014
pH (25 °C)	SW9045C		Prep Date: 7/30/2014		Analyst: RW	
pH	6.4			pH Units	1	7/30/2014
Percent Moisture	D2974		Prep Date: 7/24/2014		Analyst: RW	
Percent Moisture	15.3	0.2	*	wt%	1	7/25/2014

Qualifiers:	ND - Not Detected at the Reporting Limit	RL - Reporting / Quantitation Limit for the analysis
	J - Analyte detected below quantitation limits	S - Spike Recovery outside accepted recovery limits
	B - Analyte detected in the associated Method Blank	R - RPD outside accepted recovery limits
	HT - Sample received past holding time	E - Value above quantitation range
	* - Non-accredited parameter	H - Holding time exceeded

STAT Analysis Corporation

2242 West Harrison St., Suite 200, Chicago, IL 60612-3766

Tel: (312) 733-0551 Fax: (312) 733-2386 STATinfo@STATAnalysis.com

Accreditations: IEPA ELAP 100445; ORELAP IL300001; AIHA-LAP, LLC 101160; NVLAP LabCode 101202-0

Date Reported: August 05, 2014

ANALYTICAL RESULTS

Date Printed: August 05, 2014

Client: Tetra Tech EM Inc.
 Work Order: 14070878 Revision 0
 Project: TPMHC, Tinley Park
 Lab ID: 14070878-094

Client Sample ID: Power-OD-SB-3-0507
 Collection Date: 7/23/2014 2:50:00 PM
 Matrix: Soil

Analyses	Result	RL	Qualifier	Units	DF	Date Analyzed
Mercury	SW7471A				Prep Date: 7/28/2014	Analyst: LB
Mercury	ND	0.024		mg/Kg-dry	1	7/28/2014
Metals by ICP/MS	SW6020 (SW3050B)				Prep Date: 7/25/2014	Analyst: JG
Aluminum	7400	210		mg/Kg-dry	100	7/25/2014
Antimony	ND	2.1		mg/Kg-dry	10	7/28/2014
Arsenic	18	1.1		mg/Kg-dry	10	7/28/2014
Barium	41	1.1		mg/Kg-dry	10	7/28/2014
Beryllium	0.61	0.53		mg/Kg-dry	10	7/28/2014
Cadmium	ND	0.53		mg/Kg-dry	10	7/28/2014
Calcium	76000	640		mg/Kg-dry	100	7/25/2014
Chromium	14	1.1		mg/Kg-dry	10	7/28/2014
Cobalt	14	1.1		mg/Kg-dry	10	7/28/2014
Copper	22	2.7		mg/Kg-dry	10	7/28/2014
Iron	17000	320		mg/Kg-dry	100	7/25/2014
Lead	17	0.53		mg/Kg-dry	10	7/28/2014
Magnesium	40000	320		mg/Kg-dry	100	7/25/2014
Manganese	440	1.1		mg/Kg-dry	10	7/28/2014
Nickel	27	1.1		mg/Kg-dry	10	7/28/2014
Potassium	1500	32		mg/Kg-dry	10	7/28/2014
Selenium	ND	1.1		mg/Kg-dry	10	7/28/2014
Silver	ND	1.1		mg/Kg-dry	10	7/28/2014
Sodium	ND	640		mg/Kg-dry	100	7/25/2014
Thallium	ND	1.1		mg/Kg-dry	10	7/28/2014
Vanadium	18	1.1		mg/Kg-dry	10	7/28/2014
Zinc	52	5.3		mg/Kg-dry	10	7/28/2014
Semivolatile Organic Compounds by GC/MS	SW8270C (SW3550B)				Prep Date: 7/28/2014	Analyst: MEP
Acenaphthene	ND	0.040		mg/Kg-dry	1	7/29/2014
Acenaphthylene	ND	0.040		mg/Kg-dry	1	7/29/2014
Aniline	ND	0.40		mg/Kg-dry	1	7/29/2014
Anthracene	ND	0.040		mg/Kg-dry	1	7/29/2014
Benz(a)anthracene	ND	0.040		mg/Kg-dry	1	7/29/2014
Benzidine	ND	0.40		mg/Kg-dry	1	7/29/2014
Benzo(a)pyrene	ND	0.040		mg/Kg-dry	1	7/29/2014
Benzo(b)fluoranthene	ND	0.040		mg/Kg-dry	1	7/29/2014
Benzo(g,h,i)perylene	ND	0.040		mg/Kg-dry	1	7/29/2014
Benzo(k)fluoranthene	ND	0.040		mg/Kg-dry	1	7/29/2014
Benzoic acid	ND	1.0		mg/Kg-dry	1	7/29/2014
Benzyl alcohol	ND	0.21		mg/Kg-dry	1	7/29/2014

Qualifiers: ND - Not Detected at the Reporting Limit
 J - Analyte detected below quantitation limits
 B - Analyte detected in the associated Method Blank
 HT - Sample received past holding time
 * - Non-accredited parameter

RL - Reporting / Quantitation Limit for the analysis
 S - Spike Recovery outside accepted recovery limits
 R - RPD outside accepted recovery limits
 E - Value above quantitation range
 H - Holding time exceeded

STAT Analysis Corporation

2242 West Harrison St., Suite 200, Chicago, IL 60612-3766

Tel: (312) 733-0551 Fax: (312) 733-2386 STATinfo@STATAnalysis.com

Accreditations: IEPA ELAP 100445; ORELAP IL300001; AIHA-LAP, LLC 101160; NVLAP LabCode 101202-0

Date Reported: August 05, 2014

ANALYTICAL RESULTS

Date Printed: August 05, 2014

Client: Tetra Tech EM Inc.
 Work Order: 14070878 Revision 0
 Project: TPMHC, Tinley Park
 Lab ID: 14070878-094

Client Sample ID: Power-OD-SB-3-0507
 Collection Date: 7/23/2014 2:50:00 PM
 Matrix: Soil

Analyses	Result	RL	Qualifier	Units	DF	Date Analyzed
Semivolatile Organic Compounds by GC/MS	SW8270C (SW3550B)		Prep Date: 7/28/2014		Analyst: MEP	
Bis(2-chloroethoxy)methane	ND	0.21		mg/Kg-dry	1	7/29/2014
Bis(2-chloroethyl)ether	ND	0.21		mg/Kg-dry	1	7/29/2014
Bis(2-ethylhexyl)phthalate	ND	1.0		mg/Kg-dry	1	7/29/2014
4-Bromophenyl phenyl ether	ND	0.21		mg/Kg-dry	1	7/29/2014
Butyl benzyl phthalate	ND	0.21		mg/Kg-dry	1	7/29/2014
Carbazole	ND	0.21		mg/Kg-dry	1	7/29/2014
4-Chloroaniline	ND	0.21		mg/Kg-dry	1	7/29/2014
4-Chloro-3-methylphenol	ND	0.40		mg/Kg-dry	1	7/29/2014
2-Chloronaphthalene	ND	0.21		mg/Kg-dry	1	7/29/2014
2-Chlorophenol	ND	0.21		mg/Kg-dry	1	7/29/2014
4-Chlorophenyl phenyl ether	ND	0.21		mg/Kg-dry	1	7/29/2014
Chrysene	ND	0.040		mg/Kg-dry	1	7/29/2014
Dibenz(a,h)anthracene	ND	0.040		mg/Kg-dry	1	7/29/2014
Dibenzofuran	ND	0.21		mg/Kg-dry	1	7/29/2014
1,2-Dichlorobenzene	ND	0.21		mg/Kg-dry	1	7/29/2014
1,3-Dichlorobenzene	ND	0.21		mg/Kg-dry	1	7/29/2014
1,4-Dichlorobenzene	ND	0.21		mg/Kg-dry	1	7/29/2014
3,3'-Dichlorobenzidine	ND	0.21		mg/Kg-dry	1	7/29/2014
2,4-Dichlorophenol	ND	0.21		mg/Kg-dry	1	7/29/2014
Diethyl phthalate	ND	0.21		mg/Kg-dry	1	7/29/2014
2,4-Dimethylphenol	ND	0.21		mg/Kg-dry	1	7/29/2014
Dimethyl phthalate	ND	0.21		mg/Kg-dry	1	7/29/2014
4,6-Dinitro-2-methylphenol	ND	0.40		mg/Kg-dry	1	7/29/2014
2,4-Dinitrophenol	ND	1.0		mg/Kg-dry	1	7/29/2014
2,4-Dinitrotoluene	ND	0.040		mg/Kg-dry	1	7/29/2014
2,6-Dinitrotoluene	ND	0.040		mg/Kg-dry	1	7/29/2014
Di-n-butyl phthalate	ND	0.21		mg/Kg-dry	1	7/29/2014
Di-n-octyl phthalate	ND	0.21		mg/Kg-dry	1	7/29/2014
Fluoranthene	ND	0.040		mg/Kg-dry	1	7/29/2014
Fluorene	ND	0.040		mg/Kg-dry	1	7/29/2014
Hexachlorobenzene	ND	0.21		mg/Kg-dry	1	7/29/2014
Hexachlorobutadiene	ND	0.21		mg/Kg-dry	1	7/29/2014
Hexachlorocyclopentadiene	ND	0.21		mg/Kg-dry	1	7/29/2014
Hexachloroethane	ND	0.21		mg/Kg-dry	1	7/29/2014
Indeno(1,2,3-cd)pyrene	ND	0.040		mg/Kg-dry	1	7/29/2014
Isophorone	ND	0.21		mg/Kg-dry	1	7/29/2014
2-Methylnaphthalene	ND	0.21		mg/Kg-dry	1	7/29/2014
2-Methylphenol	ND	0.21		mg/Kg-dry	1	7/29/2014

Qualifiers: ND - Not Detected at the Reporting Limit
 J - Analyte detected below quantitation limits
 B - Analyte detected in the associated Method Blank
 HT - Sample received past holding time
 * - Non-accredited parameter

RL - Reporting / Quantitation Limit for the analysis
 S - Spike Recovery outside accepted recovery limits
 R - RPD outside accepted recovery limits
 E - Value above quantitation range
 H - Holding time exceeded

STAT Analysis Corporation

2242 West Harrison St., Suite 200, Chicago, IL 60612-3766

Tel: (312) 733-0551 Fax: (312) 733-2386 STATinfo@STATAnalysis.com

Accreditations: IEPA ELAP 100445; ORELAP IL300001; AIHA-LAP, LLC 101160; NVLAP LabCode 101202-0

Date Reported: August 05, 2014

ANALYTICAL RESULTS

Date Printed: August 05, 2014

Client: Tetra Tech EM Inc.
 Work Order: 14070878 Revision 0
 Project: TPMHC, Tinley Park
 Lab ID: 14070878-094

Client Sample ID: Power-OD-SB-3-0507
 Collection Date: 7/23/2014 2:50:00 PM
 Matrix: Soil

Analyses	Result	RL	Qualifier	Units	DF	Date Analyzed
Semivolatile Organic Compounds by GC/MS		SW8270C (SW3550B)		Prep Date: 7/28/2014		Analyst: MEP
4-Methylphenol	ND	0.21		mg/Kg-dry	1	7/29/2014
Naphthalene	ND	0.040		mg/Kg-dry	1	7/29/2014
2-Nitroaniline	ND	0.21		mg/Kg-dry	1	7/29/2014
3-Nitroaniline	ND	0.21		mg/Kg-dry	1	7/29/2014
4-Nitroaniline	ND	0.21		mg/Kg-dry	1	7/29/2014
2-Nitrophenol	ND	0.21		mg/Kg-dry	1	7/29/2014
4-Nitrophenol	ND	0.40		mg/Kg-dry	1	7/29/2014
Nitrobenzene	ND	0.040		mg/Kg-dry	1	7/29/2014
N-Nitrosodi-n-propylamine	ND	0.040		mg/Kg-dry	1	7/29/2014
N-Nitrosodimethylamine	ND	0.21		mg/Kg-dry	1	7/29/2014
N-Nitrosodiphenylamine	ND	0.040		mg/Kg-dry	1	7/29/2014
2, 2'-oxybis(1-Chloropropane)	ND	0.21		mg/Kg-dry	1	7/29/2014
Pentachlorophenol	ND	0.081		mg/Kg-dry	1	7/29/2014
Phenanthrene	ND	0.040		mg/Kg-dry	1	7/29/2014
Phenol	ND	0.21		mg/Kg-dry	1	7/29/2014
Pyrene	ND	0.040		mg/Kg-dry	1	7/29/2014
Pyridine	ND	0.81		mg/Kg-dry	1	7/29/2014
1,2,4-Trichlorobenzene	ND	0.21		mg/Kg-dry	1	7/29/2014
2,4,5-Trichlorophenol	ND	0.21		mg/Kg-dry	1	7/29/2014
2,4,6-Trichlorophenol	ND	0.21		mg/Kg-dry	1	7/29/2014
Volatile Organic Compounds by GC/MS		SW5035/8260B		Prep Date: 7/24/2014		Analyst: PS
Acetone	ND	0.072		mg/Kg-dry	1	7/31/2014
Benzene	ND	0.0048		mg/Kg-dry	1	7/31/2014
Bromodichloromethane	ND	0.0048		mg/Kg-dry	1	7/31/2014
Bromoform	ND	0.0048		mg/Kg-dry	1	7/31/2014
Bromomethane	ND	0.0096		mg/Kg-dry	1	7/31/2014
2-Butanone	ND	0.072		mg/Kg-dry	1	7/31/2014
Carbon disulfide	ND	0.048		mg/Kg-dry	1	7/31/2014
Carbon tetrachloride	ND	0.0048		mg/Kg-dry	1	7/31/2014
Chlorobenzene	ND	0.0048		mg/Kg-dry	1	7/31/2014
Chloroethane	ND	0.0096		mg/Kg-dry	1	7/31/2014
Chloroform	ND	0.0048		mg/Kg-dry	1	7/31/2014
Chloromethane	ND	0.0096		mg/Kg-dry	1	7/31/2014
Dibromochloromethane	ND	0.0048		mg/Kg-dry	1	7/31/2014
1,1-Dichloroethane	ND	0.0048		mg/Kg-dry	1	7/31/2014
1,2-Dichloroethane	ND	0.0048		mg/Kg-dry	1	7/31/2014
1,1-Dichloroethene	ND	0.0048		mg/Kg-dry	1	7/31/2014
cis-1,2-Dichloroethene	ND	0.0048		mg/Kg-dry	1	7/31/2014

Qualifiers: ND - Not Detected at the Reporting Limit
 J - Analyte detected below quantitation limits
 B - Analyte detected in the associated Method Blank
 HT - Sample received past holding time
 * - Non-accredited parameter

RL - Reporting / Quantitation Limit for the analysis
 S - Spike Recovery outside accepted recovery limits
 R - RPD outside accepted recovery limits
 E - Value above quantitation range
 H - Holding time exceeded

STAT Analysis Corporation

2242 West Harrison St., Suite 200, Chicago, IL 60612-3766

Tel: (312) 733-0551 Fax: (312) 733-2386 STATinfo@STATAnalysis.com

Accreditations: IEPA ELAP 100445; ORELAP IL300001; AIHA-LAP, LLC 101160; NVLAP LabCode 101202-0

Date Reported: August 05, 2014

ANALYTICAL RESULTS

Date Printed: August 05, 2014

Client: Tetra Tech EM Inc.
 Work Order: 14070878 Revision 0
 Project: TPMHC, Tinley Park
 Lab ID: 14070878-094

Client Sample ID: Power-OD-SB-3-0507
 Collection Date: 7/23/2014 2:50:00 PM
 Matrix: Soil

Analyses	Result	RL	Qualifier	Units	DF	Date Analyzed
Volatile Organic Compounds by GC/MS	SW5035/8260B		Prep Date: 7/24/2014		Analyst: PS	
trans-1,2-Dichloroethene	ND	0.0048		mg/Kg-dry	1	7/31/2014
1,2-Dichloropropane	ND	0.0048		mg/Kg-dry	1	7/31/2014
cis-1,3-Dichloropropene	ND	0.0019		mg/Kg-dry	1	7/31/2014
trans-1,3-Dichloropropene	ND	0.0019		mg/Kg-dry	1	7/31/2014
Ethylbenzene	ND	0.0048		mg/Kg-dry	1	7/31/2014
2-Hexanone	ND	0.019		mg/Kg-dry	1	7/31/2014
4-Methyl-2-pentanone	ND	0.019		mg/Kg-dry	1	7/31/2014
Methylene chloride	ND	0.0096		mg/Kg-dry	1	7/31/2014
Methyl tert-butyl ether	ND	0.0048		mg/Kg-dry	1	7/31/2014
Styrene	ND	0.0048		mg/Kg-dry	1	7/31/2014
1,1,2,2-Tetrachloroethane	ND	0.0048		mg/Kg-dry	1	7/31/2014
Tetrachloroethene	ND	0.0048		mg/Kg-dry	1	7/31/2014
Toluene	ND	0.0048		mg/Kg-dry	1	7/31/2014
1,1,1-Trichloroethane	ND	0.0048		mg/Kg-dry	1	7/31/2014
1,1,2-Trichloroethane	ND	0.0048		mg/Kg-dry	1	7/31/2014
Trichloroethene	ND	0.0048		mg/Kg-dry	1	7/31/2014
Vinyl chloride	ND	0.0048		mg/Kg-dry	1	7/31/2014
Xylenes, Total	ND	0.014		mg/Kg-dry	1	7/31/2014
Cyanide, Total	SW9012A		Prep Date: 7/24/2014		Analyst: YZ	
Cyanide	ND	0.30		mg/Kg-dry	1	7/25/2014
pH (25 °C)	SW9045C		Prep Date: 7/29/2014		Analyst: RW	
pH	8.0			pH Units	1	7/29/2014
Percent Moisture	D2974		Prep Date: 7/24/2014		Analyst: RW	
Percent Moisture	17.6	0.2	*	wt%	1	7/25/2014

Qualifiers: ND - Not Detected at the Reporting Limit
 J - Analyte detected below quantitation limits
 B - Analyte detected in the associated Method Blank
 HT - Sample received past holding time
 * - Non-accredited parameter

RL - Reporting / Quantitation Limit for the analysis
 S - Spike Recovery outside accepted recovery limits
 R - RPD outside accepted recovery limits
 E - Value above quantitation range
 H - Holding time exceeded

STAT Analysis Corporation

2242 West Harrison St., Suite 200, Chicago, IL 60612-3766

Tel: (312) 733-0551 Fax: (312) 733-2386 STATinfo@STATAnalysis.com

Accreditations: IEPA ELAP 100445; ORELAP IL300001; AIHA-LAP, LLC 101160; NVLAP LabCode 101202-0

Date Reported: August 05, 2014

ANALYTICAL RESULTS

Date Printed: August 05, 2014

Client: Tetra Tech EM Inc.
 Work Order: 14070878 Revision 0
 Project: TPMHC, Tinley Park
 Lab ID: 14070878-095

Client Sample ID: Cedar-FB-SS-1
 Collection Date: 7/23/2014 12:30:00 PM
 Matrix: Soil

Analyses	Result	RL	Qualifier	Units	DF	Date Analyzed
Mercury	SW7471A				Prep Date: 7/28/2014	Analyst: LB
Mercury	2.8	0.22		mg/Kg-dry	10	7/28/2014
pH (25 °C)	SW9045C				Prep Date: 7/29/2014	Analyst: RW
pH	8.0			pH Units	1	7/29/2014
Percent Moisture	D2974				Prep Date: 7/24/2014	Analyst: RW
Percent Moisture	16.4	0.2	*	wt%	1	7/25/2014

Qualifiers: ND - Not Detected at the Reporting Limit
 J - Analyte detected below quantitation limits
 B - Analyte detected in the associated Method Blank
 HT - Sample received past holding time
 * - Non-accredited parameter

RL - Reporting / Quantitation Limit for the analysis
 S - Spike Recovery outside accepted recovery limits
 R - RPD outside accepted recovery limits
 E - Value above quantitation range
 H - Holding time exceeded

STAT Analysis Corporation

2242 West Harrison St., Suite 200, Chicago, IL 60612-3766

Tel: (312) 733-0551 Fax: (312) 733-2386 STATinfo@STATAnalysis.com

Accreditations: IEPA ELAP 100445; ORELAP IL300001; AIHA-LAP, LLC 101160; NVLAP LabCode 101202-0

Date Reported: August 05, 2014

ANALYTICAL RESULTS

Date Printed: August 05, 2014

Client: Tetra Tech EM Inc.
 Work Order: 14070878 Revision 0
 Project: TPMHC, Tinley Park
 Lab ID: 14070878-096

Client Sample ID: Cedar-FB-SS-2
 Collection Date: 7/23/2014 12:36:00 PM
 Matrix: Soil

Analyses	Result	RL	Qualifier	Units	DF	Date Analyzed
Mercury	SW7471A				Prep Date: 7/28/2014	Analyst: LB
Mercury	44	2.4		mg/Kg-dry	100	7/28/2014
pH (25 °C)	SW9045C				Prep Date: 7/29/2014	Analyst: RW
pH	7.8			pH Units	1	7/29/2014
Percent Moisture	D2974				Prep Date: 7/24/2014	Analyst: RW
Percent Moisture	22.2	0.2	*	wt%	1	7/25/2014

Qualifiers: ND - Not Detected at the Reporting Limit
 J - Analyte detected below quantitation limits
 B - Analyte detected in the associated Method Blank
 HT - Sample received past holding time
 * - Non-accredited parameter

RL - Reporting / Quantitation Limit for the analysis
 S - Spike Recovery outside accepted recovery limits
 R - RPD outside accepted recovery limits
 E - Value above quantitation range
 H - Holding time exceeded

STAT Analysis Corporation

2242 West Harrison St., Suite 200, Chicago, IL 60612-3766

Tel: (312) 733-0551 Fax: (312) 733-2386 STATinfo@STATAnalysis.com

Accreditations: IEPA ELAP 100445; ORELAP IL300001; AIHA-LAP, LLC 101160; NVLAP LabCode 101202-0

Date Reported: August 05, 2014

ANALYTICAL RESULTS

Date Printed: August 05, 2014

Client: Tetra Tech EM Inc.
Work Order: 14070878 Revision 0
Project: TPMHC, Tinley Park
Lab ID: 14070878-097

Client Sample ID: Cedar-FB-SS-2-D
Collection Date: 7/23/2014 12:36:00 PM
Matrix: Soil

Analyses	Result	RL	Qualifier	Units	DF	Date Analyzed
Mercury Mercury	SW7471A 9.1	0.45		mg/Kg-dry	Prep Date: 7/28/2014 20	Analyst: LB 7/28/2014
pH (25 °C) pH	SW9045C 7.6			pH Units	Prep Date: 7/29/2014 1	Analyst: RW 7/29/2014
Percent Moisture Percent Moisture	D2974 13.2	0.2	*	wt%	Prep Date: 7/24/2014 1	Analyst: RW 7/25/2014

Qualifiers:	ND - Not Detected at the Reporting Limit	RL - Reporting / Quantitation Limit for the analysis
	J - Analyte detected below quantitation limits	S - Spike Recovery outside accepted recovery limits
	B - Analyte detected in the associated Method Blank	R - RPD outside accepted recovery limits
	HT - Sample received past holding time	E - Value above quantitation range
	* - Non-accredited parameter	H - Holding time exceeded

STAT Analysis Corporation

2242 West Harrison St., Suite 200, Chicago, IL 60612-3766

Tel: (312) 733-0551 Fax: (312) 733-2386 STATinfo@STATAnalysis.com

Accreditations: IEPA ELAP 100445; ORELAP IL300001; AIHA-LAP, LLC 101160; NVLAP LabCode 101202-0

Date Reported: August 05, 2014

ANALYTICAL RESULTS

Date Printed: August 05, 2014

Client: Tetra Tech EM Inc.
 Work Order: 14070878 Revision 0
 Project: TPMHC, Tinley Park
 Lab ID: 14070878-098

Client Sample ID: Cedar-FB-SS-3
 Collection Date: 7/23/2014 12:47:00 PM
 Matrix: Soil

Analyses	Result	RL	Qualifier	Units	DF	Date Analyzed
Mercury	SW7471A				Prep Date: 7/28/2014	Analyst: LB
Mercury	6.2	0.24		mg/Kg-dry	10	7/28/2014
pH (25 °C)	SW9045C				Prep Date: 7/29/2014	Analyst: RW
pH	7.3			pH Units	1	7/29/2014
Percent Moisture	D2974				Prep Date: 7/24/2014	Analyst: RW
Percent Moisture	21.3	0.2	*	wt%	1	7/25/2014

Qualifiers: ND - Not Detected at the Reporting Limit
 J - Analyte detected below quantitation limits
 B - Analyte detected in the associated Method Blank
 HT - Sample received past holding time
 * - Non-accredited parameter

RL - Reporting / Quantitation Limit for the analysis
 S - Spike Recovery outside accepted recovery limits
 R - RPD outside accepted recovery limits
 E - Value above quantitation range
 H - Holding time exceeded

STAT Analysis Corporation

2242 West Harrison St., Suite 200, Chicago, IL 60612-3766

Tel: (312) 733-0551 Fax: (312) 733-2386 STATinfo@STATAnalysis.com

Accreditations: IEPA ELAP 100445; ORELAP IL300001; AIHA-LAP, LLC 101160; NVLAP LabCode 101202-0

Date Reported: August 05, 2014

ANALYTICAL RESULTS

Date Printed: August 05, 2014

Client: Tetra Tech EM Inc.
Work Order: 14070878 Revision 0
Project: TPMHC, Tinley Park
Lab ID: 14070878-099

Client Sample ID: Cedar-FB-SS-4
Collection Date: 7/23/2014 12:44:00 PM
Matrix: Soil

Analyses	Result	RL	Qualifier	Units	DF	Date Analyzed
Mercury Mercury	SW7471A 8.0	0.42		mg/Kg-dry	Prep Date: 7/28/2014 20	Analyst: LB 7/28/2014
pH (25 °C) pH	SW9045C 7.7			pH Units	Prep Date: 7/29/2014 1	Analyst: RW 7/29/2014
Percent Moisture Percent Moisture	D2974 21.6	0.2	*	wt%	Prep Date: 7/24/2014 1	Analyst: RW 7/25/2014

Qualifiers:
 ND - Not Detected at the Reporting Limit
 J - Analyte detected below quantitation limits
 B - Analyte detected in the associated Method Blank
 HT - Sample received past holding time
 * - Non-accredited parameter

RL - Reporting / Quantitation Limit for the analysis
 S - Spike Recovery outside accepted recovery limits
 R - RPD outside accepted recovery limits
 E - Value above quantitation range
 H - Holding time exceeded

CHAIN OF CUSTODY RECORD

N^o: 856660 Page: 1 of 6

Company: **TERRA TECH** P.O. No.:
 Project Number: Client Tracking No.:
 Project Name: **TPM HC** Quote No.:
 Project Location: **TIMLEY PARK**
 Sampler(s): **ADAM PETERCA; CORDELL BENNER**
 Report To: **TOM HAHME** Phone: (312) 201-7474
 Fax: (312) 201-0031
 e-mail: **tom.hahme@tetratech.com**

QC Level	1	2	3	4	Client Sample Number/Description:	Date Taken	Time Taken	Matrix	Comp.	Grab	Preserv.	No. of Containers	Lab No.:	Remarks	am/pm
					Maint-SB-1-0003	7/21/14	0923	S			AF	5	001	See Comment 1	
					Maint-SB-1-0810	7/21/14	0934	S			AF	5	002		
					Maint-SB-2-0003	7/21/14	1053	S			AF	5	003		
					Maint-SB-2-1012	7/21/14	1058	S			AF	5	004		
					Maint-SB-3-0003	7/21/14	1350	S			AF	5	005		
					Maint-SB-2-1012-D	7/21/14	1058	S			AF	5	006		
					Maint-SB-3-1214	7/21/14	1423	S			AF	5	007		
					Maint-SB-4-0003	7/21/14	1444	S			AF	5	008		
					Maint-SB-4-0810	7/21/14	1502	S			AF	5	009		
					Maint-SB-5-0003	7/21/14	1534	S			AF	5	010		
					Maint-SB-5-0810	7/21/14	1545	S			AF	5	011		
					Maint-SB-5-0810-MSMSD	7/21/14	1545	S			AF	5	012		
					T-SS-11-S1	7/21/14	1105	S	X		A	1	013		
					T-SS-9-S2	7/21/14	1110	S	X		A	1	014		
					T-SS-12-S3	7/21/14	1115	S	X		A	1	015		
					T-SS-10-S4	7/21/14	1120	S	X		A	1	016		
					T-SS-13-S5	7/21/14	1155	S	X		A	1	017		
					T-SS-4-S6	7/21/14	1005	S	X		A	1	018		
					T-SS-6-S7	7/21/14	1025	S	X		A	1	019		
					T-SS-7-S8	7/21/14	1037	S	X		A	1			

Relinquished by: (Signature) *[Signature]* Date/Time: 7/23/14 1949
 Received by: (Signature) *[Signature]* Date/Time: 7/27/14 1949
 Relinquished by: (Signature) _____ Date/Time: _____
 Received by: (Signature) _____ Date/Time: _____
 Relinquished by: (Signature) _____ Date/Time: _____
 Received by: (Signature) _____ Date/Time: _____

Comments: 1: Save Total Lead samples for possible future TCLP analysis

Preservation Code: A = None B = HNO₃ C = NaOH
 D = H₂SO₄ E = HCl F = 5035/EnCore G = Other

Laboratory Work Order No.: 14070878
 Received on Ice: Yes No
 Temperature: 5.4 °C

CHAIN OF CUSTODY RECORD

Company: TETRA TECH		Client Tracking No.:					
Project Number:		Quote No.:					
Project Name: TPMHC		Turn Around: Stand.					
Project Location: TINLEY PARK		Results Needed:					
Sampler(s): ADAM PETERCA; CORDELL RENNER		Lab No.:					
Report To: TOM HARNE		Remarks:					
Phone: (312) 201-7474		See Comment 1					
Fax: (312) 201-0031							
e-mail: tom.harne@tetratech.com							
QC Level: 1 2 3 4							
Client Sample Number/Description:	Date Taken	Time Taken	Matrix	Comp.	Grab	Preserv.	No. of Containers
Power - LP-SS-5	7/21/14	1440	S	A	A	A	1
Power - LP-SS-6	7/21/14	1445	S	A	A	A	1
Power - LP-SS-6-D	7/21/14	1445	S	A	A	A	1
Power - LP-SS-7	7/21/14	1451	S	A	A	A	1
Power - LP-SS-8	7/21/14	1456	S	A	A	A	1
Power - LP-SS-9	7/21/14	1502	S	A	A	A	1
Power - LP-SS-13	7/21/14	1555	S	A	A	A	1
Power - LP-SS-13-MSMSD	7/21/14	1555	S	A	A	A	1
Power - LP-SS-14	7/21/14	1549	S	A	A	A	1
Power - LP-SS-15	7/21/14	1544	S	A	A	A	1
Power - LP-SS-16	7/21/14	1540	S	A	A	A	1
Power - LP-SS-17	7/21/14	1512	S	A	A	A	1
Power - LP-SS-18	7/21/14	1535	S	A	A	A	1
Power - LP-SS-19	7/21/14	1520	S	A	A	A	1
Power - LP-SS-20	7/21/14	1524	S	A	A	A	1
Minim um Cedar - SB-3-0003	7/23/14	1250	S	AF	AF	AF	5
Power - OD-SB-1-0003	7/23/14	1330	S	AF	AF	AF	5
Power - OD-SB-1-0609	7/23/14	1340	S	AF	AF	AF	5
Power - OD-SB-2-0507	7/23/14	1425	S	AF	AF	AF	5
Power - OD-SB-2-0507-D	7/23/14	1425	S	AF	AF	AF	5
Relinquished by: (Signature) <i>[Signature]</i>		Date/Time: 7/23/14 1949					
Received by: (Signature) <i>[Signature]</i>		Date/Time: 7/27/14 1949					
Relinquished by: (Signature) <i>[Signature]</i>		Date/Time:					
Received by: (Signature)		Date/Time:					
Relinquished by: (Signature)		Date/Time:					
Received by: (Signature)		Date/Time:					

Laboratory Work Order No.: **14070578**

Received on Ice: Yes No

Temperature: **5.4** °C

Comments: **1: Save Total Lead samples for possible future TCLP analysis**

Preservation Code: A = None B = HNO₃ C = NaOH
D = H₂SO₄ E = HCl F = 5035/EnCore G = Other

P.O. No.:

Quote No.:

TOTAL LEAD (6820 A)
SAMPLER (6820 B)
SAMPLER (6820 C)
SAMPLER (6820 D)
SAMPLER (6820 E)
SAMPLER (6820 F)
SAMPLER (6820 G)
SAMPLER (6820 H)
SAMPLER (6820 I)
SAMPLER (6820 J)
SAMPLER (6820 K)
SAMPLER (6820 L)
SAMPLER (6820 M)
SAMPLER (6820 N)
SAMPLER (6820 O)
SAMPLER (6820 P)
SAMPLER (6820 Q)
SAMPLER (6820 R)
SAMPLER (6820 S)
SAMPLER (6820 T)
SAMPLER (6820 U)
SAMPLER (6820 V)
SAMPLER (6820 W)
SAMPLER (6820 X)
SAMPLER (6820 Y)
SAMPLER (6820 Z)

Sample Receipt Checklist

Client Name TETRA CHICAGO

Date and Time Received: 7/23/2014 7:49:00 PM

Work Order Number 14070878

Received by: JOK

Checklist completed by:

Signature: *[Handwritten Signature]* Date: 7/23/14

Reviewed by:

Initials: FL Date: 8/4/14

Matrix:

Carrier name Client Delivered

- Shipping container/cooler in good condition? Yes No Not Present
- Custody seals intact on shipping container/cooler? Yes No Not Present
- Custody seals intact on sample bottles? Yes No Not Present
- Chain of custody present? Yes No
- Chain of custody signed when relinquished and received? Yes No
- Chain of custody agrees with sample labels/containers? Yes No
- Samples in proper container/bottle? Yes No
- Sample containers intact? Yes No
- Sufficient sample volume for indicated test? Yes No
- All samples received within holding time? Yes No
- Container or Temp Blank temperature in compliance? Yes No Temperature 5.4 °C
- Water - VOA vials have zero headspace? No VOA vials submitted Yes No
- Water - Samples pH checked? Yes No Checked by: _____
- Water - Samples properly preserved? Yes No pH Adjusted? _____

Any No response must be detailed in the comments section below.

Comments: *Sample ID Pine-T-SS-1 was listed on the coc but was not received.*

Client / Person contacted:

PDM HANNE

Date contacted:

7/25/2014 1054

Contacted by:

KL VIA EMAIL.

Response:

STAT Analysis Corporation

2242 West Harrison St., Suite 200, Chicago, IL 60612-3766

Tel: (312) 733-0551 Fax: (312) 733-2386 STATinfo@STATAnalysis.com

Accreditations: IEPA ELAP 100445; ORELAP IL300001; AIHA-LAP, LLC 101160; NVLAP LabCode 101202-0

August 11, 2014

Tetra Tech EM Inc.
1 South Wacker Drive
Chicago, IL 60606

Telephone: (312) 946-6474
Fax: (312) 938-0118

Analytical Report for STAT Work Order: 14080033 Revision 0

RE: TPMHC, Tinley Park

Dear Tom Hahne:

STAT Analysis received 8 samples for the referenced project on 8/1/2014 4:45:00 PM. The analytical results are presented in the following report.

All analyses were performed in accordance with the requirements of 35 IAC Part 186 / NELAC standards. Analyses were performed in accordance with methods as referenced on the analytical report. Those analytical results expressed on a dry weight basis are also noted on the analytical report.

All analyses were performed within established holding time criteria, and all Quality Control criteria met EPA or laboratory specifications except when noted in the Case Narrative or Analytical Report. If required, an estimate of uncertainty for the analyses can be provided. A listing of accredited methods/parameters can also be provided.

Thank you for the opportunity to serve you and I look forward to working with you in the future. If you have any questions regarding the enclosed materials, please contact me at (312) 733-0551.

Sincerely,



Frank Capoccia
Project Manager

The information contained in this report and any attachments is confidential information intended only for the use of the individual or entities named above. The results of this report relate only to the samples tested. If you have received this report in error, please notify us immediately by phone. This report shall not be reproduced, except in its entirety, unless written approval has been obtained from the laboratory. This analytical report shall become property of the Customer upon payment in full. Otherwise, STAT will be under no obligation to support, defend or discuss the analytical report.

Client: Tetra Tech EM Inc.
Project: TPMHC, Tinley Park
Work Order: 14080033 Revision 0

Work Order Sample Summary

Lab Sample ID	Client Sample ID	Tag Number	Collection Date	Date Received
14080033-001A	TP-1		7/31/2014 9:15:00 AM	8/1/2014
14080033-002A	TP-2		7/31/2014 10:05:00 AM	8/1/2014
14080033-003A	TP-3		7/31/2014 11:05:00 AM	8/1/2014
14080033-004A	TP-3-D		7/31/2014 11:05:00 AM	8/1/2014
14080033-005A	TP-4		7/31/2014 11:40:00 AM	8/1/2014
14080033-006A	TP-5		7/31/2014 12:30:00 PM	8/1/2014
14080033-007A	TP-6		7/31/2014 1:05:00 PM	8/1/2014
14080033-008A	TP-7		7/31/2014 1:40:00 PM	8/1/2014

STAT Analysis Corporation

2242 West Harrison St., Suite 200, Chicago, IL 60612-3766

Tel: (312) 733-0551 Fax: (312) 733-2386 STATinfo@STATAnalysis.com

Accreditations: IEPA ELAP 100445; ORELAP IL300001; AIHA-LAP, LLC 101160; NVLAP LabCode 101202-0

Date Reported: August 11, 2014

ANALYTICAL RESULTS

Date Printed: August 11, 2014

Client: Tetra Tech EM Inc.
 Work Order: 14080033 Revision 0
 Project: TPMHC, Tinley Park
 Lab ID: 14080033-001

Client Sample ID: TP-1
 Collection Date: 7/31/2014 9:15:00 AM
 Matrix: Soil

Analyses	Result	RL	Qualifier	Units	DF	Date Analyzed
PCBs						
	SW8082 (SW3550B)			Prep Date: 8/6/2014		Analyst: GVC
Aroclor 1016	ND	0.10		mg/Kg-dry	1	8/7/2014
Aroclor 1221	ND	0.10		mg/Kg-dry	1	8/7/2014
Aroclor 1232	ND	0.10		mg/Kg-dry	1	8/7/2014
Aroclor 1242	ND	0.10		mg/Kg-dry	1	8/7/2014
Aroclor 1248	ND	0.10		mg/Kg-dry	1	8/7/2014
Aroclor 1254	ND	0.10		mg/Kg-dry	1	8/7/2014
Aroclor 1260	ND	0.10		mg/Kg-dry	1	8/7/2014
Pesticides						
	SW8081 (SW3550B)			Prep Date: 8/6/2014		Analyst: GVC
4,4'-DDD	ND	0.0020		mg/Kg-dry	1	8/7/2014
4,4'-DDE	ND	0.0020		mg/Kg-dry	1	8/7/2014
4,4'-DDT	ND	0.0020		mg/Kg-dry	1	8/7/2014
Aldrin	ND	0.0020		mg/Kg-dry	1	8/7/2014
alpha-BHC	ND	0.0020		mg/Kg-dry	1	8/7/2014
alpha-Chlordane	ND	0.0020		mg/Kg-dry	1	8/7/2014
beta-BHC	ND	0.0020		mg/Kg-dry	1	8/7/2014
Chlordane	ND	0.020		mg/Kg-dry	1	8/7/2014
delta-BHC	ND	0.0020		mg/Kg-dry	1	8/7/2014
Dieldrin	ND	0.0020		mg/Kg-dry	1	8/7/2014
Endosulfan I	ND	0.0020		mg/Kg-dry	1	8/7/2014
Endosulfan II	ND	0.0020		mg/Kg-dry	1	8/7/2014
Endosulfan sulfate	ND	0.0020		mg/Kg-dry	1	8/7/2014
Endrin	ND	0.0020		mg/Kg-dry	1	8/7/2014
Endrin aldehyde	ND	0.0020		mg/Kg-dry	1	8/7/2014
Endrin ketone	ND	0.0020		mg/Kg-dry	1	8/7/2014
gamma-BHC	ND	0.0020		mg/Kg-dry	1	8/7/2014
gamma-Chlordane	ND	0.0020		mg/Kg-dry	1	8/7/2014
Heptachlor	ND	0.0020		mg/Kg-dry	1	8/7/2014
Heptachlor epoxide	ND	0.0020		mg/Kg-dry	1	8/7/2014
Methoxychlor	ND	0.0020		mg/Kg-dry	1	8/7/2014
Toxaphene	ND	0.042		mg/Kg-dry	1	8/7/2014
Herbicides in Soil						
	SW8321A (SW3550B)			Prep Date: 8/7/2014		Analyst: MEP
2,4,5-T	ND	0.0042		mg/Kg-dry	1	8/8/2014
2,4,5-TP (Silvex)	ND	0.0042		mg/Kg-dry	1	8/8/2014
2,4-D	ND	0.0042		mg/Kg-dry	1	8/8/2014
2,4-DB	ND	0.0085		mg/Kg-dry	1	8/8/2014
Dalapon	ND	0.042		mg/Kg-dry	1	8/8/2014
Dicamba	ND	0.0085		mg/Kg-dry	1	8/8/2014

Qualifiers: ND - Not Detected at the Reporting Limit
 J - Analyte detected below quantitation limits
 B - Analyte detected in the associated Method Blank
 HT - Sample received past holding time
 * - Non-accredited parameter

RL - Reporting / Quantitation Limit for the analysis
 S - Spike Recovery outside accepted recovery limits
 R - RPD outside accepted recovery limits
 E - Value above quantitation range
 H - Holding time exceeded

STAT Analysis Corporation

2242 West Harrison St., Suite 200, Chicago, IL 60612-3766

Tel: (312) 733-0551 Fax: (312) 733-2386 STATinfo@STATAnalysis.com

Accreditations: IEPA ELAP 100445; ORELAP IL300001; AIHA-LAP, LLC 101160; NVLAP LabCode 101202-0

Date Reported: August 11, 2014

ANALYTICAL RESULTS

Date Printed: August 11, 2014

Client: Tetra Tech EM Inc.
Work Order: 14080033 Revision 0
Project: TPMHC, Tinley Park
Lab ID: 14080033-001

Client Sample ID: TP-1
Collection Date: 7/31/2014 9:15:00 AM
Matrix: Soil

Analyses	Result	RL	Qualifier	Units	DF	Date Analyzed
Herbicides in Soil						
	SW8321A (SW3550B)			Prep Date: 8/7/2014		Analyst: MEP
Dichlorprop	ND	0.0085		mg/Kg-dry	1	8/8/2014
Dinoseb	ND	0.0085		mg/Kg-dry	1	8/8/2014
MCPA	ND	0.0085		mg/Kg-dry	1	8/8/2014
MCPP	ND	0.0042		mg/Kg-dry	1	8/8/2014
Picloram	ND	0.0085	*	mg/Kg-dry	1	8/8/2014
TCLP Mercury						
	SW1311/7470A			Prep Date: 8/5/2014		Analyst: LB
Mercury	ND	0.00020		mg/L	1	8/5/2014
Mercury						
	SW7471A			Prep Date: 8/6/2014		Analyst: LB
Mercury	0.031	0.023		mg/Kg-dry	1	8/6/2014
Metals by ICP/MS						
	SW6020 (SW3050B)			Prep Date: 8/5/2014		Analyst: JG
Aluminum	17000	220		mg/Kg-dry	100	8/6/2014
Antimony	ND	2.2		mg/Kg-dry	10	8/6/2014
Arsenic	8.4	1.1		mg/Kg-dry	10	8/6/2014
Barium	120	1.1		mg/Kg-dry	10	8/6/2014
Beryllium	1.2	0.55		mg/Kg-dry	10	8/6/2014
Cadmium	ND	0.55		mg/Kg-dry	10	8/6/2014
Calcium	18000	660		mg/Kg-dry	100	8/6/2014
Chromium	22	1.1		mg/Kg-dry	10	8/6/2014
Cobalt	11	1.1		mg/Kg-dry	10	8/6/2014
Copper	22	2.8		mg/Kg-dry	10	8/6/2014
Iron	27000	330		mg/Kg-dry	100	8/6/2014
Lead	21	0.55		mg/Kg-dry	10	8/6/2014
Magnesium	9800	33		mg/Kg-dry	10	8/6/2014
Manganese	530	1.1		mg/Kg-dry	10	8/6/2014
Nickel	27	1.1		mg/Kg-dry	10	8/6/2014
Potassium	1700	33		mg/Kg-dry	10	8/6/2014
Selenium	ND	1.1		mg/Kg-dry	10	8/6/2014
Silver	ND	1.1		mg/Kg-dry	10	8/6/2014
Sodium	110	66		mg/Kg-dry	10	8/6/2014
Thallium	ND	1.1		mg/Kg-dry	10	8/6/2014
Vanadium	31	1.1		mg/Kg-dry	10	8/6/2014
Zinc	62	5.5		mg/Kg-dry	10	8/6/2014
TCLP Metals by ICP/MS						
	SW1311/6020 (SW3005A)			Prep Date: 8/5/2014		Analyst: JG
Arsenic	ND	0.010		mg/L	5	8/6/2014
Barium	0.62	0.050		mg/L	5	8/6/2014
Cadmium	ND	0.0050		mg/L	5	8/6/2014

Qualifiers:
 ND - Not Detected at the Reporting Limit
 J - Analyte detected below quantitation limits
 B - Analyte detected in the associated Method Blank
 HT - Sample received past holding time
 * - Non-accredited parameter

RL - Reporting / Quantitation Limit for the analysis
 S - Spike Recovery outside accepted recovery limits
 R - RPD outside accepted recovery limits
 E - Value above quantitation range
 H - Holding time exceeded

STAT Analysis Corporation

2242 West Harrison St., Suite 200, Chicago, IL 60612-3766

Tel: (312) 733-0551 Fax: (312) 733-2386 STATinfo@STATAnalysis.com

Accreditations: IEPA ELAP 100445; ORELAP IL300001; AIHA-LAP, LLC 101160; NVLAP LabCode 101202-0

Date Reported: August 11, 2014

ANALYTICAL RESULTS

Date Printed: August 11, 2014

Client: Tetra Tech EM Inc.
Work Order: 14080033 Revision 0
Project: TPMHC, Tinley Park
Lab ID: 14080033-001

Client Sample ID: TP-1
Collection Date: 7/31/2014 9:15:00 AM
Matrix: Soil

Analyses	Result	RL	Qualifier	Units	DF	Date Analyzed
TCLP Metals by ICP/MS	SW1311/6020 (SW3005A)		Prep Date: 8/5/2014		Analyst: JG	
Chromium	ND	0.010		mg/L	5	8/6/2014
Lead	ND	0.0050		mg/L	5	8/6/2014
Selenium	ND	0.010		mg/L	5	8/6/2014
Silver	ND	0.010		mg/L	5	8/6/2014
Semivolatile Organic Compounds by GC/MS	SW8270C (SW3550B)		Prep Date: 8/6/2014		Analyst: DM	
Acenaphthene	ND	0.042		mg/Kg-dry	1	8/10/2014
Acenaphthylene	ND	0.042		mg/Kg-dry	1	8/10/2014
Aniline	ND	0.42		mg/Kg-dry	1	8/10/2014
Anthracene	ND	0.042		mg/Kg-dry	1	8/10/2014
Benz(a)anthracene	ND	0.042		mg/Kg-dry	1	8/10/2014
Benzidine	ND	0.42		mg/Kg-dry	1	8/10/2014
Benzo(a)pyrene	ND	0.042		mg/Kg-dry	1	8/10/2014
Benzo(b)fluoranthene	ND	0.042		mg/Kg-dry	1	8/10/2014
Benzo(g,h,i)perylene	ND	0.042		mg/Kg-dry	1	8/10/2014
Benzo(k)fluoranthene	ND	0.042		mg/Kg-dry	1	8/10/2014
Benzoic acid	ND	1.1		mg/Kg-dry	1	8/10/2014
Benzyl alcohol	ND	0.22		mg/Kg-dry	1	8/10/2014
Bis(2-chloroethoxy)methane	ND	0.22		mg/Kg-dry	1	8/10/2014
Bis(2-chloroethyl)ether	ND	0.22		mg/Kg-dry	1	8/10/2014
Bis(2-ethylhexyl)phthalate	ND	1.1		mg/Kg-dry	1	8/10/2014
4-Bromophenyl phenyl ether	ND	0.22		mg/Kg-dry	1	8/10/2014
Butyl benzyl phthalate	ND	0.22		mg/Kg-dry	1	8/10/2014
Carbazole	ND	0.22		mg/Kg-dry	1	8/10/2014
4-Chloroaniline	ND	0.22		mg/Kg-dry	1	8/10/2014
4-Chloro-3-methylphenol	ND	0.42		mg/Kg-dry	1	8/10/2014
2-Chloronaphthalene	ND	0.22		mg/Kg-dry	1	8/10/2014
2-Chlorophenol	ND	0.22		mg/Kg-dry	1	8/10/2014
4-Chlorophenyl phenyl ether	ND	0.22		mg/Kg-dry	1	8/10/2014
Chrysene	ND	0.042		mg/Kg-dry	1	8/10/2014
Dibenz(a,h)anthracene	ND	0.042		mg/Kg-dry	1	8/10/2014
Dibenzofuran	ND	0.22		mg/Kg-dry	1	8/10/2014
1,2-Dichlorobenzene	ND	0.22		mg/Kg-dry	1	8/10/2014
1,3-Dichlorobenzene	ND	0.22		mg/Kg-dry	1	8/10/2014
1,4-Dichlorobenzene	ND	0.22		mg/Kg-dry	1	8/10/2014
3,3'-Dichlorobenzidine	ND	0.22		mg/Kg-dry	1	8/10/2014
2,4-Dichlorophenol	ND	0.22		mg/Kg-dry	1	8/10/2014
Diethyl phthalate	ND	0.22		mg/Kg-dry	1	8/10/2014
2,4-Dimethylphenol	ND	0.22		mg/Kg-dry	1	8/10/2014

Qualifiers: ND - Not Detected at the Reporting Limit
 J - Analyte detected below quantitation limits
 B - Analyte detected in the associated Method Blank
 HT - Sample received past holding time
 * - Non-accredited parameter

RL - Reporting / Quantitation Limit for the analysis
 S - Spike Recovery outside accepted recovery limits
 R - RPD outside accepted recovery limits
 E - Value above quantitation range
 H - Holding time exceeded

STAT Analysis Corporation

2242 West Harrison St., Suite 200, Chicago, IL 60612-3766

Tel: (312) 733-0551 Fax: (312) 733-2386 STATinfo@STATAnalysis.com

Accreditations: IEPA ELAP 100445; ORELAP IL300001; AIHA-LAP, LLC 101160; NVLAP LabCode 101202-0

Date Reported: August 11, 2014

ANALYTICAL RESULTS

Date Printed: August 11, 2014

Client: Tetra Tech EM Inc.
 Work Order: 14080033 Revision 0
 Project: TPMHC, Tinley Park
 Lab ID: 14080033-001

Client Sample ID: TP-1
 Collection Date: 7/31/2014 9:15:00 AM
 Matrix: Soil

Analyses	Result	RL	Qualifier	Units	DF	Date Analyzed
Semivolatile Organic Compounds by GC/MS	SW8270C (SW3550B)		Prep Date: 8/6/2014		Analyst: DM	
Dimethyl phthalate	ND	0.22		mg/Kg-dry	1	8/10/2014
4,6-Dinitro-2-methylphenol	ND	0.42		mg/Kg-dry	1	8/10/2014
2,4-Dinitrophenol	ND	1.1		mg/Kg-dry	1	8/10/2014
2,4-Dinitrotoluene	ND	0.042		mg/Kg-dry	1	8/10/2014
2,6-Dinitrotoluene	ND	0.042		mg/Kg-dry	1	8/10/2014
Di-n-butyl phthalate	ND	0.22		mg/Kg-dry	1	8/10/2014
Di-n-octyl phthalate	ND	0.22		mg/Kg-dry	1	8/10/2014
Fluoranthene	ND	0.042		mg/Kg-dry	1	8/10/2014
Fluorene	ND	0.042		mg/Kg-dry	1	8/10/2014
Hexachlorobenzene	ND	0.22		mg/Kg-dry	1	8/10/2014
Hexachlorobutadiene	ND	0.22		mg/Kg-dry	1	8/10/2014
Hexachlorocyclopentadiene	ND	0.22		mg/Kg-dry	1	8/10/2014
Hexachloroethane	ND	0.22		mg/Kg-dry	1	8/10/2014
Indeno(1,2,3-cd)pyrene	ND	0.042		mg/Kg-dry	1	8/10/2014
Isophorone	ND	0.22		mg/Kg-dry	1	8/10/2014
2-Methylnaphthalene	ND	0.22		mg/Kg-dry	1	8/10/2014
2-Methylphenol	ND	0.22		mg/Kg-dry	1	8/10/2014
4-Methylphenol	ND	0.22		mg/Kg-dry	1	8/10/2014
Naphthalene	ND	0.042		mg/Kg-dry	1	8/10/2014
2-Nitroaniline	ND	0.22		mg/Kg-dry	1	8/10/2014
3-Nitroaniline	ND	0.22		mg/Kg-dry	1	8/10/2014
4-Nitroaniline	ND	0.22		mg/Kg-dry	1	8/10/2014
2-Nitrophenol	ND	0.22		mg/Kg-dry	1	8/10/2014
4-Nitrophenol	ND	0.42		mg/Kg-dry	1	8/10/2014
Nitrobenzene	ND	0.042		mg/Kg-dry	1	8/10/2014
N-Nitrosodi-n-propylamine	ND	0.042		mg/Kg-dry	1	8/10/2014
N-Nitrosodimethylamine	ND	0.22		mg/Kg-dry	1	8/10/2014
N-Nitrosodiphenylamine	ND	0.042		mg/Kg-dry	1	8/10/2014
2, 2'-oxybis(1-Chloropropane)	ND	0.22		mg/Kg-dry	1	8/10/2014
Pentachlorophenol	ND	0.085		mg/Kg-dry	1	8/10/2014
Phenanthrene	ND	0.042		mg/Kg-dry	1	8/10/2014
Phenol	ND	0.22		mg/Kg-dry	1	8/10/2014
Pyrene	ND	0.042		mg/Kg-dry	1	8/10/2014
Pyridine	ND	0.85		mg/Kg-dry	1	8/10/2014
1,2,4-Trichlorobenzene	ND	0.22		mg/Kg-dry	1	8/10/2014
2,4,5-Trichlorophenol	ND	0.22		mg/Kg-dry	1	8/10/2014
2,4,6-Trichlorophenol	ND	0.22		mg/Kg-dry	1	8/10/2014

Qualifiers: ND - Not Detected at the Reporting Limit
 J - Analyte detected below quantitation limits
 B - Analyte detected in the associated Method Blank
 HT - Sample received past holding time
 * - Non-accredited parameter

RL - Reporting / Quantitation Limit for the analysis
 S - Spike Recovery outside accepted recovery limits
 R - RPD outside accepted recovery limits
 E - Value above quantitation range
 H - Holding time exceeded

STAT Analysis Corporation

2242 West Harrison St., Suite 200, Chicago, IL 60612-3766

Tel: (312) 733-0551 Fax: (312) 733-2386 STATinfo@STATAnalysis.com

Accreditations: IEPA ELAP 100445; ORELAP IL300001; AIHA-LAP, LLC 101160; NVLAP LabCode 101202-0

Date Reported: August 11, 2014

ANALYTICAL RESULTS

Date Printed: August 11, 2014

Client: Tetra Tech EM Inc.
Work Order: 14080033 Revision 0
Project: TPMHC, Tinley Park
Lab ID: 14080033-001

Client Sample ID: TP-1
Collection Date: 7/31/2014 9:15:00 AM
Matrix: Soil

Analyses	Result	RL	Qualifier	Units	DF	Date Analyzed
Cyanide, Total	SW9012A				Prep Date: 8/5/2014	Analyst: YZ
Cyanide	ND	0.32		mg/Kg-dry	1	8/6/2014
pH (25 °C)	SW9045C				Prep Date: 8/7/2014	Analyst: RW
pH	7.7			pH Units	1	8/7/2014
Percent Moisture	D2974				Prep Date: 8/4/2014	Analyst: RW
Percent Moisture	21.7	0.2	*	wt%	1	8/5/2014

Qualifiers:	ND - Not Detected at the Reporting Limit	RL - Reporting / Quantitation Limit for the analysis
	J - Analyte detected below quantitation limits	S - Spike Recovery outside accepted recovery limits
	B - Analyte detected in the associated Method Blank	R - RPD outside accepted recovery limits
	HT - Sample received past holding time	E - Value above quantitation range
	* - Non-accredited parameter	H - Holding time exceeded

STAT Analysis Corporation

2242 West Harrison St., Suite 200, Chicago, IL 60612-3766

Tel: (312) 733-0551 Fax: (312) 733-2386 STATinfo@STATAnalysis.com

Accreditations: IEPA ELAP 100445; ORELAP IL300001; AIHA-LAP, LLC 101160; NVLAP LabCode 101202-0

Date Reported: August 11, 2014

ANALYTICAL RESULTS

Date Printed: August 11, 2014

Client: Tetra Tech EM Inc.
 Work Order: 14080033 Revision 0
 Project: TPMHC, Tinley Park
 Lab ID: 14080033-002

Client Sample ID: TP-2
 Collection Date: 7/31/2014 10:05:00 AM
 Matrix: Soil

Analyses	Result	RL	Qualifier	Units	DF	Date Analyzed
PCBs						
	SW8082 (SW3550B)			Prep Date: 8/6/2014		Analyst: GVC
Aroclor 1016	ND	0.091		mg/Kg-dry	1	8/7/2014
Aroclor 1221	ND	0.091		mg/Kg-dry	1	8/7/2014
Aroclor 1232	ND	0.091		mg/Kg-dry	1	8/7/2014
Aroclor 1242	ND	0.091		mg/Kg-dry	1	8/7/2014
Aroclor 1248	ND	0.091		mg/Kg-dry	1	8/7/2014
Aroclor 1254	ND	0.091		mg/Kg-dry	1	8/7/2014
Aroclor 1260	ND	0.091		mg/Kg-dry	1	8/7/2014
Pesticides						
	SW8081 (SW3550B)			Prep Date: 8/6/2014		Analyst: GVC
4,4'-DDD	ND	0.0018		mg/Kg-dry	1	8/7/2014
4,4'-DDE	ND	0.0018		mg/Kg-dry	1	8/7/2014
4,4'-DDT	ND	0.0018		mg/Kg-dry	1	8/7/2014
Aldrin	ND	0.0018		mg/Kg-dry	1	8/7/2014
alpha-BHC	ND	0.0018		mg/Kg-dry	1	8/7/2014
alpha-Chlordane	ND	0.0018		mg/Kg-dry	1	8/7/2014
beta-BHC	ND	0.0018		mg/Kg-dry	1	8/7/2014
Chlordane	ND	0.018		mg/Kg-dry	1	8/7/2014
delta-BHC	ND	0.0018		mg/Kg-dry	1	8/7/2014
Dieldrin	ND	0.0018		mg/Kg-dry	1	8/7/2014
Endosulfan I	ND	0.0018		mg/Kg-dry	1	8/7/2014
Endosulfan II	ND	0.0018		mg/Kg-dry	1	8/7/2014
Endosulfan sulfate	ND	0.0018		mg/Kg-dry	1	8/7/2014
Endrin	ND	0.0018		mg/Kg-dry	1	8/7/2014
Endrin aldehyde	ND	0.0018		mg/Kg-dry	1	8/7/2014
Endrin ketone	ND	0.0018		mg/Kg-dry	1	8/7/2014
gamma-BHC	ND	0.0018		mg/Kg-dry	1	8/7/2014
gamma-Chlordane	ND	0.0018		mg/Kg-dry	1	8/7/2014
Heptachlor	ND	0.0018		mg/Kg-dry	1	8/7/2014
Heptachlor epoxide	ND	0.0018		mg/Kg-dry	1	8/7/2014
Methoxychlor	ND	0.0018		mg/Kg-dry	1	8/7/2014
Toxaphene	ND	0.038		mg/Kg-dry	1	8/7/2014
Herbicides in Soil						
	SW8321A (SW3550B)			Prep Date: 8/7/2014		Analyst: MEP
2,4,5-T	ND	0.0038		mg/Kg-dry	1	8/8/2014
2,4,5-TP (Silvex)	ND	0.0038		mg/Kg-dry	1	8/8/2014
2,4-D	ND	0.0038		mg/Kg-dry	1	8/8/2014
2,4-DB	ND	0.0077		mg/Kg-dry	1	8/8/2014
Dalapon	ND	0.038		mg/Kg-dry	1	8/8/2014
Dicamba	ND	0.0077		mg/Kg-dry	1	8/8/2014

Qualifiers: ND - Not Detected at the Reporting Limit
 J - Analyte detected below quantitation limits
 B - Analyte detected in the associated Method Blank
 HT - Sample received past holding time
 * - Non-accredited parameter

RL - Reporting / Quantitation Limit for the analysis
 S - Spike Recovery outside accepted recovery limits
 R - RPD outside accepted recovery limits
 E - Value above quantitation range
 H - Holding time exceeded

STAT Analysis Corporation

2242 West Harrison St., Suite 200, Chicago, IL 60612-3766

Tel: (312) 733-0551 Fax: (312) 733-2386 STATinfo@STATAnalysis.com

Accreditations: IEPA ELAP 100445; ORELAP IL300001; AIHA-LAP, LLC 101160; NVLAP LabCode 101202-0

Date Reported: August 11, 2014

ANALYTICAL RESULTS

Date Printed: August 11, 2014

Client: Tetra Tech EM Inc.
Work Order: 14080033 Revision 0
Project: TPMHC, Tinley Park
Lab ID: 14080033-002

Client Sample ID: TP-2
Collection Date: 7/31/2014 10:05:00 AM
Matrix: Soil

Analyses	Result	RL	Qualifier	Units	DF	Date Analyzed
Herbicides in Soil						
	SW8321A (SW3550B)			Prep Date: 8/7/2014		Analyst: MEP
Dichlorprop	ND	0.0077		mg/Kg-dry	1	8/8/2014
Dinoseb	ND	0.0077		mg/Kg-dry	1	8/8/2014
MCPA	ND	0.0077		mg/Kg-dry	1	8/8/2014
MCPP	ND	0.0038		mg/Kg-dry	1	8/8/2014
Picloram	ND	0.0077	*	mg/Kg-dry	1	8/8/2014
TCLP Mercury						
	SW1311/7470A			Prep Date: 8/5/2014		Analyst: LB
Mercury	ND	0.00020		mg/L	1	8/5/2014
Mercury						
	SW7471A			Prep Date: 8/6/2014		Analyst: LB
Mercury	0.033	0.018		mg/Kg-dry	1	8/6/2014
Metals by ICP/MS						
	SW6020 (SW3050B)			Prep Date: 8/5/2014		Analyst: JG
Aluminum	16000	210		mg/Kg-dry	100	8/6/2014
Antimony	ND	2.1		mg/Kg-dry	10	8/6/2014
Arsenic	13	1.0		mg/Kg-dry	10	8/6/2014
Barium	73	1.0		mg/Kg-dry	10	8/6/2014
Beryllium	1.1	0.52		mg/Kg-dry	10	8/6/2014
Cadmium	ND	0.52		mg/Kg-dry	10	8/6/2014
Calcium	39000	620		mg/Kg-dry	100	8/6/2014
Chromium	21	1.0		mg/Kg-dry	10	8/6/2014
Cobalt	13	1.0		mg/Kg-dry	10	8/6/2014
Copper	31	2.6		mg/Kg-dry	10	8/6/2014
Iron	33000	310		mg/Kg-dry	100	8/6/2014
Lead	19	0.52		mg/Kg-dry	10	8/6/2014
Magnesium	16000	31		mg/Kg-dry	10	8/6/2014
Manganese	370	1.0		mg/Kg-dry	10	8/6/2014
Nickel	36	1.0		mg/Kg-dry	10	8/6/2014
Potassium	1900	31		mg/Kg-dry	10	8/6/2014
Selenium	ND	1.0		mg/Kg-dry	10	8/6/2014
Silver	ND	1.0		mg/Kg-dry	10	8/6/2014
Sodium	70	62		mg/Kg-dry	10	8/6/2014
Thallium	ND	1.0		mg/Kg-dry	10	8/6/2014
Vanadium	25	1.0		mg/Kg-dry	10	8/6/2014
Zinc	72	5.2		mg/Kg-dry	10	8/6/2014
TCLP Metals by ICP/MS						
	SW1311/6020 (SW3005A)			Prep Date: 8/5/2014		Analyst: JG
Arsenic	ND	0.010		mg/L	5	8/6/2014
Barium	0.58	0.050		mg/L	5	8/6/2014
Cadmium	ND	0.0050		mg/L	5	8/6/2014

Qualifiers:
 ND - Not Detected at the Reporting Limit
 J - Analyte detected below quantitation limits
 B - Analyte detected in the associated Method Blank
 HT - Sample received past holding time
 * - Non-accredited parameter

RL - Reporting / Quantitation Limit for the analysis
 S - Spike Recovery outside accepted recovery limits
 R - RPD outside accepted recovery limits
 E - Value above quantitation range
 H - Holding time exceeded

STAT Analysis Corporation

2242 West Harrison St., Suite 200, Chicago, IL 60612-3766

Tel: (312) 733-0551 Fax: (312) 733-2386 STATinfo@STATAnalysis.com

Accreditations: IEPA ELAP 100445; ORELAP IL300001; AIHA-LAP, LLC 101160; NVLAP LabCode 101202-0

Date Reported: August 11, 2014

ANALYTICAL RESULTS

Date Printed: August 11, 2014

Client: Tetra Tech EM Inc.
Work Order: 14080033 Revision 0
Project: TPMHC, Tinley Park
Lab ID: 14080033-002

Client Sample ID: TP-2
Collection Date: 7/31/2014 10:05:00 AM
Matrix: Soil

Analyses	Result	RL	Qualifier	Units	DF	Date Analyzed
TCLP Metals by ICP/MS	SW1311/6020 (SW3005A)		Prep Date: 8/5/2014		Analyst: JG	
Chromium	ND	0.010		mg/L	5	8/6/2014
Lead	ND	0.0050		mg/L	5	8/6/2014
Selenium	ND	0.010		mg/L	5	8/6/2014
Silver	ND	0.010		mg/L	5	8/6/2014
Semivolatile Organic Compounds by GC/MS	SW8270C (SW3550B)		Prep Date: 8/6/2014		Analyst: DM	
Acenaphthene	ND	0.038		mg/Kg-dry	1	8/10/2014
Acenaphthylene	ND	0.038		mg/Kg-dry	1	8/10/2014
Aniline	ND	0.38		mg/Kg-dry	1	8/10/2014
Anthracene	ND	0.038		mg/Kg-dry	1	8/10/2014
Benz(a)anthracene	ND	0.038		mg/Kg-dry	1	8/10/2014
Benzidine	ND	0.38		mg/Kg-dry	1	8/10/2014
Benzo(a)pyrene	ND	0.038		mg/Kg-dry	1	8/10/2014
Benzo(b)fluoranthene	ND	0.038		mg/Kg-dry	1	8/10/2014
Benzo(g,h,i)perylene	ND	0.038		mg/Kg-dry	1	8/10/2014
Benzo(k)fluoranthene	ND	0.038		mg/Kg-dry	1	8/10/2014
Benzoic acid	ND	0.94		mg/Kg-dry	1	8/10/2014
Benzyl alcohol	ND	0.19		mg/Kg-dry	1	8/10/2014
Bis(2-chloroethoxy)methane	ND	0.19		mg/Kg-dry	1	8/10/2014
Bis(2-chloroethyl)ether	ND	0.19		mg/Kg-dry	1	8/10/2014
Bis(2-ethylhexyl)phthalate	ND	0.94		mg/Kg-dry	1	8/10/2014
4-Bromophenyl phenyl ether	ND	0.19		mg/Kg-dry	1	8/10/2014
Butyl benzyl phthalate	ND	0.19		mg/Kg-dry	1	8/10/2014
Carbazole	ND	0.19		mg/Kg-dry	1	8/10/2014
4-Chloroaniline	ND	0.19		mg/Kg-dry	1	8/10/2014
4-Chloro-3-methylphenol	ND	0.38		mg/Kg-dry	1	8/10/2014
2-Chloronaphthalene	ND	0.19		mg/Kg-dry	1	8/10/2014
2-Chlorophenol	ND	0.19		mg/Kg-dry	1	8/10/2014
4-Chlorophenyl phenyl ether	ND	0.19		mg/Kg-dry	1	8/10/2014
Chrysene	ND	0.038		mg/Kg-dry	1	8/10/2014
Dibenz(a,h)anthracene	ND	0.038		mg/Kg-dry	1	8/10/2014
Dibenzofuran	ND	0.19		mg/Kg-dry	1	8/10/2014
1,2-Dichlorobenzene	ND	0.19		mg/Kg-dry	1	8/10/2014
1,3-Dichlorobenzene	ND	0.19		mg/Kg-dry	1	8/10/2014
1,4-Dichlorobenzene	ND	0.19		mg/Kg-dry	1	8/10/2014
3,3'-Dichlorobenzidine	ND	0.19		mg/Kg-dry	1	8/10/2014
2,4-Dichlorophenol	ND	0.19		mg/Kg-dry	1	8/10/2014
Diethyl phthalate	ND	0.19		mg/Kg-dry	1	8/10/2014
2,4-Dimethylphenol	ND	0.19		mg/Kg-dry	1	8/10/2014

Qualifiers: ND - Not Detected at the Reporting Limit
J - Analyte detected below quantitation limits
B - Analyte detected in the associated Method Blank
HT - Sample received past holding time
* - Non-accredited parameter

RL - Reporting / Quantitation Limit for the analysis
S - Spike Recovery outside accepted recovery limits
R - RPD outside accepted recovery limits
E - Value above quantitation range
H - Holding time exceeded

STAT Analysis Corporation

2242 West Harrison St., Suite 200, Chicago, IL 60612-3766

Tel: (312) 733-0551 Fax: (312) 733-2386 STATinfo@STATAnalysis.com

Accreditations: IEPA ELAP 100445; ORELAP IL300001; AIHA-LAP, LLC 101160; NVLAP LabCode 101202-0

Date Reported: August 11, 2014

ANALYTICAL RESULTS

Date Printed: August 11, 2014

Client: Tetra Tech EM Inc.
 Work Order: 14080033 Revision 0
 Project: TPMHC, Tinley Park
 Lab ID: 14080033-002

Client Sample ID: TP-2
 Collection Date: 7/31/2014 10:05:00 AM
 Matrix: Soil

Analyses	Result	RL	Qualifier	Units	DF	Date Analyzed
Semivolatile Organic Compounds by GC/MS	SW8270C (SW3550B)		Prep Date: 8/6/2014		Analyst: DM	
Dimethyl phthalate	ND	0.19		mg/Kg-dry	1	8/10/2014
4,6-Dinitro-2-methylphenol	ND	0.38		mg/Kg-dry	1	8/10/2014
2,4-Dinitrophenol	ND	0.94		mg/Kg-dry	1	8/10/2014
2,4-Dinitrotoluene	ND	0.038		mg/Kg-dry	1	8/10/2014
2,6-Dinitrotoluene	ND	0.038		mg/Kg-dry	1	8/10/2014
Di-n-butyl phthalate	ND	0.19		mg/Kg-dry	1	8/10/2014
Di-n-octyl phthalate	ND	0.19		mg/Kg-dry	1	8/10/2014
Fluoranthene	ND	0.038		mg/Kg-dry	1	8/10/2014
Fluorene	ND	0.038		mg/Kg-dry	1	8/10/2014
Hexachlorobenzene	ND	0.19		mg/Kg-dry	1	8/10/2014
Hexachlorobutadiene	ND	0.19		mg/Kg-dry	1	8/10/2014
Hexachlorocyclopentadiene	ND	0.19		mg/Kg-dry	1	8/10/2014
Hexachloroethane	ND	0.19		mg/Kg-dry	1	8/10/2014
Indeno(1,2,3-cd)pyrene	ND	0.038		mg/Kg-dry	1	8/10/2014
Isophorone	ND	0.19		mg/Kg-dry	1	8/10/2014
2-Methylnaphthalene	ND	0.19		mg/Kg-dry	1	8/10/2014
2-Methylphenol	ND	0.19		mg/Kg-dry	1	8/10/2014
4-Methylphenol	ND	0.19		mg/Kg-dry	1	8/10/2014
Naphthalene	ND	0.038		mg/Kg-dry	1	8/10/2014
2-Nitroaniline	ND	0.19		mg/Kg-dry	1	8/10/2014
3-Nitroaniline	ND	0.19		mg/Kg-dry	1	8/10/2014
4-Nitroaniline	ND	0.19		mg/Kg-dry	1	8/10/2014
2-Nitrophenol	ND	0.19		mg/Kg-dry	1	8/10/2014
4-Nitrophenol	ND	0.38		mg/Kg-dry	1	8/10/2014
Nitrobenzene	ND	0.038		mg/Kg-dry	1	8/10/2014
N-Nitrosodi-n-propylamine	ND	0.038		mg/Kg-dry	1	8/10/2014
N-Nitrosodimethylamine	ND	0.19		mg/Kg-dry	1	8/10/2014
N-Nitrosodiphenylamine	ND	0.038		mg/Kg-dry	1	8/10/2014
2, 2'-oxybis(1-Chloropropane)	ND	0.19		mg/Kg-dry	1	8/10/2014
Pentachlorophenol	ND	0.076		mg/Kg-dry	1	8/10/2014
Phenanthrene	ND	0.038		mg/Kg-dry	1	8/10/2014
Phenol	ND	0.19		mg/Kg-dry	1	8/10/2014
Pyrene	ND	0.038		mg/Kg-dry	1	8/10/2014
Pyridine	ND	0.76		mg/Kg-dry	1	8/10/2014
1,2,4-Trichlorobenzene	ND	0.19		mg/Kg-dry	1	8/10/2014
2,4,5-Trichlorophenol	ND	0.19		mg/Kg-dry	1	8/10/2014
2,4,6-Trichlorophenol	ND	0.19		mg/Kg-dry	1	8/10/2014

Qualifiers:	ND - Not Detected at the Reporting Limit	RL - Reporting / Quantitation Limit for the analysis
	J - Analyte detected below quantitation limits	S - Spike Recovery outside accepted recovery limits
	B - Analyte detected in the associated Method Blank	R - RPD outside accepted recovery limits
	HT - Sample received past holding time	E - Value above quantitation range
	* - Non-accredited parameter	H - Holding time exceeded

STAT Analysis Corporation

2242 West Harrison St., Suite 200, Chicago, IL 60612-3766

Tel: (312) 733-0551 Fax: (312) 733-2386 STATinfo@STATAnalysis.com

Accreditations: IEPA ELAP 100445; ORELAP IL300001; AIHA-LAP, LLC 101160; NVLAP LabCode 101202-0

Date Reported: August 11, 2014

ANALYTICAL RESULTS

Date Printed: August 11, 2014

Client: Tetra Tech EM Inc.
 Work Order: 14080033 Revision 0
 Project: TPMHC, Tinley Park
 Lab ID: 14080033-002

Client Sample ID: TP-2
 Collection Date: 7/31/2014 10:05:00 AM
 Matrix: Soil

Analyses	Result	RL	Qualifier	Units	DF	Date Analyzed
Cyanide, Total	SW9012A				Prep Date: 8/5/2014	Analyst: YZ
Cyanide	ND	0.29		mg/Kg-dry	1	8/6/2014
pH (25 °C)	SW9045C				Prep Date: 8/7/2014	Analyst: RW
pH	8.0			pH Units	1	8/7/2014
Percent Moisture	D2974				Prep Date: 8/4/2014	Analyst: RW
Percent Moisture	12.9	0.2	*	wt%	1	8/5/2014

Qualifiers:	ND - Not Detected at the Reporting Limit	RL - Reporting / Quantitation Limit for the analysis
	J - Analyte detected below quantitation limits	S - Spike Recovery outside accepted recovery limits
	B - Analyte detected in the associated Method Blank	R - RPD outside accepted recovery limits
	HT - Sample received past holding time	E - Value above quantitation range
	* - Non-accredited parameter	H - Holding time exceeded

STAT Analysis Corporation

2242 West Harrison St., Suite 200, Chicago, IL 60612-3766

Tel: (312) 733-0551 Fax: (312) 733-2386 STATinfo@STATAnalysis.com

Accreditations: IEPA ELAP 100445; ORELAP IL300001; AIHA-LAP, LLC 101160; NVLAP LabCode 101202-0

Date Reported: August 11, 2014

ANALYTICAL RESULTS

Date Printed: August 11, 2014

Client: Tetra Tech EM Inc.
 Work Order: 14080033 Revision 0
 Project: TPMHC, Tinley Park
 Lab ID: 14080033-003

Client Sample ID: TP-3
 Collection Date: 7/31/2014 11:05:00 AM
 Matrix: Soil

Analyses	Result	RL	Qualifier	Units	DF	Date Analyzed
PCBs						
	SW8082 (SW3550B)			Prep Date: 8/6/2014		Analyst: GVC
Aroclor 1016	ND	0.10		mg/Kg-dry	1	8/7/2014
Aroclor 1221	ND	0.10		mg/Kg-dry	1	8/7/2014
Aroclor 1232	ND	0.10		mg/Kg-dry	1	8/7/2014
Aroclor 1242	ND	0.10		mg/Kg-dry	1	8/7/2014
Aroclor 1248	ND	0.10		mg/Kg-dry	1	8/7/2014
Aroclor 1254	ND	0.10		mg/Kg-dry	1	8/7/2014
Aroclor 1260	ND	0.10		mg/Kg-dry	1	8/7/2014
Pesticides						
	SW8081 (SW3550B)			Prep Date: 8/6/2014		Analyst: GVC
4,4'-DDD	ND	0.0020		mg/Kg-dry	1	8/7/2014
4,4'-DDE	ND	0.0020		mg/Kg-dry	1	8/7/2014
4,4'-DDT	ND	0.0020		mg/Kg-dry	1	8/7/2014
Aldrin	ND	0.0020		mg/Kg-dry	1	8/7/2014
alpha-BHC	ND	0.0020		mg/Kg-dry	1	8/7/2014
alpha-Chlordane	ND	0.0020		mg/Kg-dry	1	8/7/2014
beta-BHC	ND	0.0020		mg/Kg-dry	1	8/7/2014
Chlordane	ND	0.020		mg/Kg-dry	1	8/7/2014
delta-BHC	ND	0.0020		mg/Kg-dry	1	8/7/2014
Dieldrin	ND	0.0020		mg/Kg-dry	1	8/7/2014
Endosulfan I	ND	0.0020		mg/Kg-dry	1	8/7/2014
Endosulfan II	ND	0.0020		mg/Kg-dry	1	8/7/2014
Endosulfan sulfate	ND	0.0020		mg/Kg-dry	1	8/7/2014
Endrin	ND	0.0020		mg/Kg-dry	1	8/7/2014
Endrin aldehyde	ND	0.0020		mg/Kg-dry	1	8/7/2014
Endrin ketone	ND	0.0020		mg/Kg-dry	1	8/7/2014
gamma-BHC	ND	0.0020		mg/Kg-dry	1	8/7/2014
gamma-Chlordane	ND	0.0020		mg/Kg-dry	1	8/7/2014
Heptachlor	ND	0.0020		mg/Kg-dry	1	8/7/2014
Heptachlor epoxide	ND	0.0020		mg/Kg-dry	1	8/7/2014
Methoxychlor	ND	0.0020		mg/Kg-dry	1	8/7/2014
Toxaphene	ND	0.042		mg/Kg-dry	1	8/7/2014
Herbicides in Soil						
	SW8321A (SW3550B)			Prep Date: 8/7/2014		Analyst: MEP
2,4,5-T	ND	0.0042		mg/Kg-dry	1	8/8/2014
2,4,5-TP (Silvex)	ND	0.0042		mg/Kg-dry	1	8/8/2014
2,4-D	ND	0.0042		mg/Kg-dry	1	8/8/2014
2,4-DB	ND	0.0084		mg/Kg-dry	1	8/8/2014
Dalapon	ND	0.042		mg/Kg-dry	1	8/8/2014
Dicamba	ND	0.0084		mg/Kg-dry	1	8/8/2014

Qualifiers: ND - Not Detected at the Reporting Limit
 J - Analyte detected below quantitation limits
 B - Analyte detected in the associated Method Blank
 HT - Sample received past holding time
 * - Non-accredited parameter

RL - Reporting / Quantitation Limit for the analysis
 S - Spike Recovery outside accepted recovery limits
 R - RPD outside accepted recovery limits
 E - Value above quantitation range
 H - Holding time exceeded

STAT Analysis Corporation

2242 West Harrison St., Suite 200, Chicago, IL 60612-3766

Tel: (312) 733-0551 Fax: (312) 733-2386 STATinfo@STATAnalysis.com

Accreditations: IEPA ELAP 100445; ORELAP IL300001; AIHA-LAP, LLC 101160; NVLAP LabCode 101202-0

Date Reported: August 11, 2014

ANALYTICAL RESULTS

Date Printed: August 11, 2014

Client: Tetra Tech EM Inc.
Work Order: 14080033 Revision 0
Project: TPMHC, Tinley Park
Lab ID: 14080033-003

Client Sample ID: TP-3
Collection Date: 7/31/2014 11:05:00 AM
Matrix: Soil

Analyses	Result	RL	Qualifier	Units	DF	Date Analyzed
Herbicides in Soil						
	SW8321A (SW3550B)			Prep Date: 8/7/2014		Analyst: MEP
Dichlorprop	ND	0.0084		mg/Kg-dry	1	8/8/2014
Dinoseb	ND	0.0084		mg/Kg-dry	1	8/8/2014
MCPA	ND	0.0084		mg/Kg-dry	1	8/8/2014
MCPP	ND	0.0042		mg/Kg-dry	1	8/8/2014
Picloram	ND	0.0084	*	mg/Kg-dry	1	8/8/2014
TCLP Mercury						
	SW1311/7470A			Prep Date: 8/5/2014		Analyst: LB
Mercury	ND	0.00020		mg/L	1	8/5/2014
Mercury						
	SW7471A			Prep Date: 8/5/2014		Analyst: LB
Mercury	0.028	0.022		mg/Kg-dry	1	8/5/2014
Metals by ICP/MS						
	SW6020 (SW3050B)			Prep Date: 8/5/2014		Analyst: JG
Aluminum	16000	250		mg/Kg-dry	100	8/6/2014
Antimony	ND	2.5		mg/Kg-dry	10	8/6/2014
Arsenic	6.0	1.2		mg/Kg-dry	10	8/6/2014
Barium	110	1.2		mg/Kg-dry	10	8/6/2014
Beryllium	1.1	0.62		mg/Kg-dry	10	8/6/2014
Cadmium	ND	0.62		mg/Kg-dry	10	8/6/2014
Calcium	16000	740		mg/Kg-dry	100	8/6/2014
Chromium	21	1.2		mg/Kg-dry	10	8/6/2014
Cobalt	8.1	1.2		mg/Kg-dry	10	8/6/2014
Copper	23	3.1		mg/Kg-dry	10	8/6/2014
Iron	24000	370		mg/Kg-dry	100	8/6/2014
Lead	17	0.62		mg/Kg-dry	10	8/6/2014
Magnesium	8400	37		mg/Kg-dry	10	8/6/2014
Manganese	400	1.2		mg/Kg-dry	10	8/6/2014
Nickel	27	1.2		mg/Kg-dry	10	8/6/2014
Potassium	1400	37		mg/Kg-dry	10	8/6/2014
Selenium	ND	1.2		mg/Kg-dry	10	8/6/2014
Silver	ND	1.2		mg/Kg-dry	10	8/6/2014
Sodium	ND	74		mg/Kg-dry	10	8/6/2014
Thallium	ND	1.2		mg/Kg-dry	10	8/6/2014
Vanadium	27	1.2		mg/Kg-dry	10	8/6/2014
Zinc	58	6.2		mg/Kg-dry	10	8/6/2014
TCLP Metals by ICP/MS						
	SW1311/6020 (SW3005A)			Prep Date: 8/5/2014		Analyst: JG
Arsenic	ND	0.010		mg/L	5	8/6/2014
Barium	0.50	0.050		mg/L	5	8/6/2014
Cadmium	ND	0.0050		mg/L	5	8/6/2014

Qualifiers: ND - Not Detected at the Reporting Limit
J - Analyte detected below quantitation limits
B - Analyte detected in the associated Method Blank
HT - Sample received past holding time
* - Non-accredited parameter

RL - Reporting / Quantitation Limit for the analysis
S - Spike Recovery outside accepted recovery limits
R - RPD outside accepted recovery limits
E - Value above quantitation range
H - Holding time exceeded

STAT Analysis Corporation

2242 West Harrison St., Suite 200, Chicago, IL 60612-3766

Tel: (312) 733-0551 Fax: (312) 733-2386 STATinfo@STATAnalysis.com

Accreditations: IEPA ELAP 100445; ORELAP IL300001; AIHA-LAP, LLC 101160; NVLAP LabCode 101202-0

Date Reported: August 11, 2014

ANALYTICAL RESULTS

Date Printed: August 11, 2014

Client: Tetra Tech EM Inc.
 Work Order: 14080033 Revision 0
 Project: TPMHC, Tinley Park
 Lab ID: 14080033-003

Client Sample ID: TP-3
 Collection Date: 7/31/2014 11:05:00 AM
 Matrix: Soil

Analyses	Result	RL	Qualifier	Units	DF	Date Analyzed
----------	--------	----	-----------	-------	----	---------------

TCLP Metals by ICP/MS	SW1311/6020 (SW3005A)		Prep Date: 8/5/2014	Analyst: JG	
Chromium	ND	0.010	mg/L	5	8/6/2014
Lead	ND	0.0050	mg/L	5	8/6/2014
Selenium	ND	0.010	mg/L	5	8/6/2014
Silver	ND	0.010	mg/L	5	8/6/2014

Semivolatile Organic Compounds by GC/MS	SW8270C (SW3550B)		Prep Date: 8/6/2014	Analyst: DM	
Acenaphthene	ND	0.041	mg/Kg-dry	1	8/10/2014
Acenaphthylene	ND	0.041	mg/Kg-dry	1	8/10/2014
Aniline	ND	0.42	mg/Kg-dry	1	8/10/2014
Anthracene	ND	0.041	mg/Kg-dry	1	8/10/2014
Benz(a)anthracene	ND	0.041	mg/Kg-dry	1	8/10/2014
Benzdine	ND	0.41	mg/Kg-dry	1	8/10/2014
Benzo(a)pyrene	ND	0.041	mg/Kg-dry	1	8/10/2014
Benzo(b)fluoranthene	ND	0.041	mg/Kg-dry	1	8/10/2014
Benzo(g,h,i)perylene	ND	0.041	mg/Kg-dry	1	8/10/2014
Benzo(k)fluoranthene	ND	0.041	mg/Kg-dry	1	8/10/2014
Benzoic acid	ND	1.0	mg/Kg-dry	1	8/10/2014
Benzyl alcohol	ND	0.21	mg/Kg-dry	1	8/10/2014
Bis(2-chloroethoxy)methane	ND	0.21	mg/Kg-dry	1	8/10/2014
Bis(2-chloroethyl)ether	ND	0.21	mg/Kg-dry	1	8/10/2014
Bis(2-ethylhexyl)phthalate	ND	1.0	mg/Kg-dry	1	8/10/2014
4-Bromophenyl phenyl ether	ND	0.21	mg/Kg-dry	1	8/10/2014
Butyl benzyl phthalate	ND	0.21	mg/Kg-dry	1	8/10/2014
Carbazole	ND	0.21	mg/Kg-dry	1	8/10/2014
4-Chloroaniline	ND	0.21	mg/Kg-dry	1	8/10/2014
4-Chloro-3-methylphenol	ND	0.41	mg/Kg-dry	1	8/10/2014
2-Chloronaphthalene	ND	0.21	mg/Kg-dry	1	8/10/2014
2-Chlorophenol	ND	0.21	mg/Kg-dry	1	8/10/2014
4-Chlorophenyl phenyl ether	ND	0.21	mg/Kg-dry	1	8/10/2014
Chrysene	ND	0.041	mg/Kg-dry	1	8/10/2014
Dibenz(a,h)anthracene	ND	0.041	mg/Kg-dry	1	8/10/2014
Dibenzofuran	ND	0.21	mg/Kg-dry	1	8/10/2014
1,2-Dichlorobenzene	ND	0.21	mg/Kg-dry	1	8/10/2014
1,3-Dichlorobenzene	ND	0.21	mg/Kg-dry	1	8/10/2014
1,4-Dichlorobenzene	ND	0.21	mg/Kg-dry	1	8/10/2014
3,3'-Dichlorobenzidine	ND	0.21	mg/Kg-dry	1	8/10/2014
2,4-Dichlorophenol	ND	0.21	mg/Kg-dry	1	8/10/2014
Diethyl phthalate	ND	0.21	mg/Kg-dry	1	8/10/2014
2,4-Dimethylphenol	ND	0.21	mg/Kg-dry	1	8/10/2014

Qualifiers: ND - Not Detected at the Reporting Limit RL - Reporting / Quantitation Limit for the analysis
 J - Analyte detected below quantitation limits S - Spike Recovery outside accepted recovery limits
 B - Analyte detected in the associated Method Blank R - RPD outside accepted recovery limits
 HT - Sample received past holding time E - Value above quantitation range
 * - Non-accredited parameter H - Holding time exceeded

STAT Analysis Corporation

2242 West Harrison St., Suite 200, Chicago, IL 60612-3766

Tel: (312) 733-0551 Fax: (312) 733-2386 STATinfo@STATAnalysis.com

Accreditations: IEPA ELAP 100445; ORELAP IL300001; AIHA-LAP, LLC 101160; NVLAP LabCode 101202-0

Date Reported: August 11, 2014

ANALYTICAL RESULTS

Date Printed: August 11, 2014

Client: Tetra Tech EM Inc.
 Work Order: 14080033 Revision 0
 Project: TPMHC, Tinley Park
 Lab ID: 14080033-003

Client Sample ID: TP-3
 Collection Date: 7/31/2014 11:05:00 AM
 Matrix: Soil

Analyses	Result	RL	Qualifier	Units	DF	Date Analyzed
Semivolatile Organic Compounds by GC/MS	SW8270C (SW3550B)		Prep Date: 8/6/2014		Analyst: DM	
Dimethyl phthalate	ND	0.21		mg/Kg-dry	1	8/10/2014
4,6-Dinitro-2-methylphenol	ND	0.41		mg/Kg-dry	1	8/10/2014
2,4-Dinitrophenol	ND	1.0		mg/Kg-dry	1	8/10/2014
2,4-Dinitrotoluene	ND	0.041		mg/Kg-dry	1	8/10/2014
2,6-Dinitrotoluene	ND	0.041		mg/Kg-dry	1	8/10/2014
Di-n-butyl phthalate	ND	0.21		mg/Kg-dry	1	8/10/2014
Di-n-octyl phthalate	ND	0.21		mg/Kg-dry	1	8/10/2014
Fluoranthene	ND	0.041		mg/Kg-dry	1	8/10/2014
Fluorene	ND	0.041		mg/Kg-dry	1	8/10/2014
Hexachlorobenzene	ND	0.21		mg/Kg-dry	1	8/10/2014
Hexachlorobutadiene	ND	0.21		mg/Kg-dry	1	8/10/2014
Hexachlorocyclopentadiene	ND	0.21		mg/Kg-dry	1	8/10/2014
Hexachloroethane	ND	0.21		mg/Kg-dry	1	8/10/2014
Indeno(1,2,3-cd)pyrene	ND	0.041		mg/Kg-dry	1	8/10/2014
Isophorone	ND	0.21		mg/Kg-dry	1	8/10/2014
2-Methylnaphthalene	ND	0.21		mg/Kg-dry	1	8/10/2014
2-Methylphenol	ND	0.21		mg/Kg-dry	1	8/10/2014
4-Methylphenol	ND	0.21		mg/Kg-dry	1	8/10/2014
Naphthalene	ND	0.041		mg/Kg-dry	1	8/10/2014
2-Nitroaniline	ND	0.21		mg/Kg-dry	1	8/10/2014
3-Nitroaniline	ND	0.21		mg/Kg-dry	1	8/10/2014
4-Nitroaniline	ND	0.21		mg/Kg-dry	1	8/10/2014
2-Nitrophenol	ND	0.21		mg/Kg-dry	1	8/10/2014
4-Nitrophenol	ND	0.41		mg/Kg-dry	1	8/10/2014
Nitrobenzene	ND	0.041		mg/Kg-dry	1	8/10/2014
N-Nitrosodi-n-propylamine	ND	0.041		mg/Kg-dry	1	8/10/2014
N-Nitrosodimethylamine	ND	0.21		mg/Kg-dry	1	8/10/2014
N-Nitrosodiphenylamine	ND	0.041		mg/Kg-dry	1	8/10/2014
2, 2'-oxybis(1-Chloropropane)	ND	0.21		mg/Kg-dry	1	8/10/2014
Pentachlorophenol	ND	0.084		mg/Kg-dry	1	8/10/2014
Phenanthrene	ND	0.041		mg/Kg-dry	1	8/10/2014
Phenol	ND	0.21		mg/Kg-dry	1	8/10/2014
Pyrene	ND	0.041		mg/Kg-dry	1	8/10/2014
Pyridine	ND	0.84		mg/Kg-dry	1	8/10/2014
1,2,4-Trichlorobenzene	ND	0.21		mg/Kg-dry	1	8/10/2014
2,4,5-Trichlorophenol	ND	0.21		mg/Kg-dry	1	8/10/2014
2,4,6-Trichlorophenol	ND	0.21		mg/Kg-dry	1	8/10/2014

Qualifiers: ND - Not Detected at the Reporting Limit
 J - Analyte detected below quantitation limits
 B - Analyte detected in the associated Method Blank
 HT - Sample received past holding time
 * - Non-accredited parameter

RL - Reporting / Quantitation Limit for the analysis
 S - Spike Recovery outside accepted recovery limits
 R - RPD outside accepted recovery limits
 E - Value above quantitation range
 H - Holding time exceeded

STAT Analysis Corporation

2242 West Harrison St., Suite 200, Chicago, IL 60612-3766

Tel: (312) 733-0551 Fax: (312) 733-2386 STATinfo@STATAnalysis.com

Accreditations: IEPA ELAP 100445; ORELAP IL300001; AIHA-LAP, LLC 101160; NVLAP LabCode 101202-0

Date Reported: August 11, 2014

ANALYTICAL RESULTS

Date Printed: August 11, 2014

Client: Tetra Tech EM Inc.
Work Order: 14080033 Revision 0
Project: TPMHC, Tinley Park
Lab ID: 14080033-003

Client Sample ID: TP-3
Collection Date: 7/31/2014 11:05:00 AM
Matrix: Soil

Analyses	Result	RL	Qualifier	Units	DF	Date Analyzed
Cyanide, Total	SW9012A				Prep Date: 8/5/2014	Analyst: YZ
Cyanide	ND	0.32		mg/Kg-dry	1	8/6/2014
pH (25 °C)	SW9045C				Prep Date: 8/7/2014	Analyst: RW
pH	8.0			pH Units	1	8/7/2014
Percent Moisture	D2974				Prep Date: 8/4/2014	Analyst: RW
Percent Moisture	21.0	0.2	*	wt%	1	8/5/2014

Qualifiers: ND - Not Detected at the Reporting Limit
 J - Analyte detected below quantitation limits
 B - Analyte detected in the associated Method Blank
 HT - Sample received past holding time
 * - Non-accredited parameter

RL - Reporting / Quantitation Limit for the analysis
 S - Spike Recovery outside accepted recovery limits
 R - RPD outside accepted recovery limits
 E - Value above quantitation range
 H - Holding time exceeded

STAT Analysis Corporation

2242 West Harrison St., Suite 200, Chicago, IL 60612-3766

Tel: (312) 733-0551 Fax: (312) 733-2386 STATinfo@STATAnalysis.com

Accreditations: IEPA ELAP 100445; ORELAP IL300001; AIHA-LAP, LLC 101160; NVLAP LabCode 101202-0

Date Reported: August 11, 2014

ANALYTICAL RESULTS

Date Printed: August 11, 2014

Client: Tetra Tech EM Inc.
Work Order: 14080033 Revision 0
Project: TPMHC, Tinley Park
Lab ID: 14080033-004

Client Sample ID: TP-3-D
Collection Date: 7/31/2014 11:05:00 AM
Matrix: Soil

Analyses	Result	RL	Qualifier	Units	DF	Date Analyzed
Pesticides	SW8081 (SW3550B)		Prep Date: 8/7/2014		Analyst: GVC	
4,4'-DDD	ND	0.0019		mg/Kg-dry	1	8/7/2014
4,4'-DDE	ND	0.0019		mg/Kg-dry	1	8/7/2014
4,4'-DDT	ND	0.0019		mg/Kg-dry	1	8/7/2014
Aldrin	ND	0.0019		mg/Kg-dry	1	8/7/2014
alpha-BHC	ND	0.0019		mg/Kg-dry	1	8/7/2014
alpha-Chlordane	ND	0.0019		mg/Kg-dry	1	8/7/2014
beta-BHC	ND	0.0019		mg/Kg-dry	1	8/7/2014
Chlordane	ND	0.019		mg/Kg-dry	1	8/7/2014
delta-BHC	ND	0.0019		mg/Kg-dry	1	8/7/2014
Dieldrin	ND	0.0019		mg/Kg-dry	1	8/7/2014
Endosulfan I	ND	0.0019		mg/Kg-dry	1	8/7/2014
Endosulfan II	ND	0.0019		mg/Kg-dry	1	8/7/2014
Endosulfan sulfate	ND	0.0019		mg/Kg-dry	1	8/7/2014
Endrin	ND	0.0019		mg/Kg-dry	1	8/7/2014
Endrin aldehyde	ND	0.0019		mg/Kg-dry	1	8/7/2014
Endrin ketone	ND	0.0019		mg/Kg-dry	1	8/7/2014
gamma-BHC	ND	0.0019		mg/Kg-dry	1	8/7/2014
gamma-Chlordane	ND	0.0019		mg/Kg-dry	1	8/7/2014
Heptachlor	ND	0.0019		mg/Kg-dry	1	8/7/2014
Heptachlor epoxide	ND	0.0019		mg/Kg-dry	1	8/7/2014
Methoxychlor	ND	0.0019		mg/Kg-dry	1	8/7/2014
Toxaphene	ND	0.039		mg/Kg-dry	1	8/7/2014
Herbicides in Soil	SW8321A (SW3550B)		Prep Date: 8/7/2014		Analyst: MEP	
2,4,5-T	ND	0.0039		mg/Kg-dry	1	8/8/2014
2,4,5-TP (Silvex)	ND	0.0039		mg/Kg-dry	1	8/8/2014
2,4-D	ND	0.0039		mg/Kg-dry	1	8/8/2014
2,4-DB	ND	0.0079		mg/Kg-dry	1	8/8/2014
Dalapon	ND	0.039		mg/Kg-dry	1	8/8/2014
Dicamba	ND	0.0079		mg/Kg-dry	1	8/8/2014
Dichlorprop	ND	0.0079		mg/Kg-dry	1	8/8/2014
Dinoseb	ND	0.0079		mg/Kg-dry	1	8/8/2014
MCPA	ND	0.0079		mg/Kg-dry	1	8/8/2014
MCPP	ND	0.0039		mg/Kg-dry	1	8/8/2014
Picloram	ND	0.0079	*	mg/Kg-dry	1	8/8/2014
Percent Moisture	D2974		Prep Date: 8/11/2014		Analyst: RW	
Percent Moisture	16.1	0.2	*	wt%	1	8/11/2014

Qualifiers: ND - Not Detected at the Reporting Limit
 J - Analyte detected below quantitation limits
 B - Analyte detected in the associated Method Blank
 HT - Sample received past holding time
 * - Non-accredited parameter

RL - Reporting / Quantitation Limit for the analysis
 S - Spike Recovery outside accepted recovery limits
 R - RPD outside accepted recovery limits
 E - Value above quantitation range
 H - Holding time exceeded

STAT Analysis Corporation

2242 West Harrison St., Suite 200, Chicago, IL 60612-3766

Tel: (312) 733-0551 Fax: (312) 733-2386 STATinfo@STATAnalysis.com

Accreditations: IEPA ELAP 100445; ORELAP IL300001; AIHA-LAP, LLC 101160; NVLAP LabCode 101202-0

Date Reported: August 11, 2014

ANALYTICAL RESULTS

Date Printed: August 11, 2014

Client: Tetra Tech EM Inc.
 Work Order: 14080033 Revision 0
 Project: TPMHC, Tinley Park
 Lab ID: 14080033-005

Client Sample ID: TP-4
 Collection Date: 7/31/2014 11:40:00 AM
 Matrix: Soil

Analyses	Result	RL	Qualifier	Units	DF	Date Analyzed
PCBs						
	SW8082 (SW3550B)			Prep Date: 8/6/2014		Analyst: GVC
Aroclor 1016	ND	0.093		mg/Kg-dry	1	8/7/2014
Aroclor 1221	ND	0.093		mg/Kg-dry	1	8/7/2014
Aroclor 1232	ND	0.093		mg/Kg-dry	1	8/7/2014
Aroclor 1242	ND	0.093		mg/Kg-dry	1	8/7/2014
Aroclor 1248	ND	0.093		mg/Kg-dry	1	8/7/2014
Aroclor 1254	ND	0.093		mg/Kg-dry	1	8/7/2014
Aroclor 1260	ND	0.093		mg/Kg-dry	1	8/7/2014
Pesticides						
	SW8081 (SW3550B)			Prep Date: 8/6/2014		Analyst: GVC
4,4'-DDD	ND	0.0019		mg/Kg-dry	1	8/7/2014
4,4'-DDE	ND	0.0019		mg/Kg-dry	1	8/7/2014
4,4'-DDT	ND	0.0019		mg/Kg-dry	1	8/7/2014
Aldrin	ND	0.0019		mg/Kg-dry	1	8/7/2014
alpha-BHC	ND	0.0019		mg/Kg-dry	1	8/7/2014
alpha-Chlordane	ND	0.0019		mg/Kg-dry	1	8/7/2014
beta-BHC	ND	0.0019		mg/Kg-dry	1	8/7/2014
Chlordane	ND	0.019		mg/Kg-dry	1	8/7/2014
delta-BHC	ND	0.0019		mg/Kg-dry	1	8/7/2014
Dieldrin	ND	0.0019		mg/Kg-dry	1	8/7/2014
Endosulfan I	ND	0.0019		mg/Kg-dry	1	8/7/2014
Endosulfan II	ND	0.0019		mg/Kg-dry	1	8/7/2014
Endosulfan sulfate	ND	0.0019		mg/Kg-dry	1	8/7/2014
Endrin	ND	0.0019		mg/Kg-dry	1	8/7/2014
Endrin aldehyde	ND	0.0019		mg/Kg-dry	1	8/7/2014
Endrin ketone	ND	0.0019		mg/Kg-dry	1	8/7/2014
gamma-BHC	ND	0.0019		mg/Kg-dry	1	8/7/2014
gamma-Chlordane	ND	0.0019		mg/Kg-dry	1	8/7/2014
Heptachlor	ND	0.0019		mg/Kg-dry	1	8/7/2014
Heptachlor epoxide	ND	0.0019		mg/Kg-dry	1	8/7/2014
Methoxychlor	ND	0.0019		mg/Kg-dry	1	8/7/2014
Toxaphene	ND	0.038		mg/Kg-dry	1	8/7/2014
Herbicides in Soil						
	SW8321A (SW3550B)			Prep Date: 8/7/2014		Analyst: MEP
2,4,5-T	ND	0.0038		mg/Kg-dry	1	8/8/2014
2,4,5-TP (Silvex)	ND	0.0038		mg/Kg-dry	1	8/8/2014
2,4-D	ND	0.0038		mg/Kg-dry	1	8/8/2014
2,4-DB	ND	0.0077		mg/Kg-dry	1	8/8/2014
Dalapon	ND	0.038		mg/Kg-dry	1	8/8/2014
Dicamba	ND	0.0077		mg/Kg-dry	1	8/8/2014

Qualifiers: ND - Not Detected at the Reporting Limit
 J - Analyte detected below quantitation limits
 B - Analyte detected in the associated Method Blank
 HT - Sample received past holding time
 * - Non-accredited parameter

RL - Reporting / Quantitation Limit for the analysis
 S - Spike Recovery outside accepted recovery limits
 R - RPD outside accepted recovery limits
 E - Value above quantitation range
 H - Holding time exceeded

STAT Analysis Corporation

2242 West Harrison St., Suite 200, Chicago, IL 60612-3766

Tel: (312) 733-0551 Fax: (312) 733-2386 STATinfo@STATAnalysis.com

Accreditations: IEPA ELAP 100445; ORELAP IL300001; AIHA-LAP, LLC 101160; NVLAP LabCode 101202-0

Date Reported: August 11, 2014

ANALYTICAL RESULTS

Date Printed: August 11, 2014

Client: Tetra Tech EM Inc.
Work Order: 14080033 Revision 0
Project: TPMHC, Tinley Park
Lab ID: 14080033-005

Client Sample ID: TP-4
Collection Date: 7/31/2014 11:40:00 AM
Matrix: Soil

Analyses	Result	RL	Qualifier	Units	DF	Date Analyzed
Herbicides in Soil						
	SW8321A (SW3550B)			Prep Date: 8/7/2014		Analyst: MEP
Dichlorprop	ND	0.0077		mg/Kg-dry	1	8/8/2014
Dinoseb	ND	0.0077		mg/Kg-dry	1	8/8/2014
MCPA	ND	0.0077		mg/Kg-dry	1	8/8/2014
MCPP	ND	0.0038		mg/Kg-dry	1	8/8/2014
Picloram	ND	0.0077	*	mg/Kg-dry	1	8/8/2014
TCLP Mercury						
	SW1311/7470A			Prep Date: 8/6/2014		Analyst: LB
Mercury	ND	0.00020		mg/L	1	8/6/2014
Mercury						
	SW7471A			Prep Date: 8/6/2014		Analyst: LB
Mercury	0.030	0.023		mg/Kg-dry	1	8/6/2014
Metals by ICP/MS						
	SW6020 (SW3050B)			Prep Date: 8/5/2014		Analyst: JG
Aluminum	15000	240		mg/Kg-dry	100	8/6/2014
Antimony	ND	2.4		mg/Kg-dry	10	8/6/2014
Arsenic	8.4	1.2		mg/Kg-dry	10	8/6/2014
Barium	95	1.2		mg/Kg-dry	10	8/6/2014
Beryllium	1.1	0.60		mg/Kg-dry	10	8/6/2014
Cadmium	ND	0.60		mg/Kg-dry	10	8/6/2014
Calcium	32000	720		mg/Kg-dry	100	8/6/2014
Chromium	23	1.2		mg/Kg-dry	10	8/6/2014
Cobalt	13	1.2		mg/Kg-dry	10	8/6/2014
Copper	25	3.0		mg/Kg-dry	10	8/6/2014
Iron	27000	360		mg/Kg-dry	100	8/6/2014
Lead	28	0.60		mg/Kg-dry	10	8/6/2014
Magnesium	15000	36		mg/Kg-dry	10	8/6/2014
Manganese	430	1.2		mg/Kg-dry	10	8/6/2014
Nickel	32	1.2		mg/Kg-dry	10	8/6/2014
Potassium	2300	36		mg/Kg-dry	10	8/6/2014
Selenium	ND	1.2		mg/Kg-dry	10	8/6/2014
Silver	ND	1.2		mg/Kg-dry	10	8/6/2014
Sodium	ND	72		mg/Kg-dry	10	8/6/2014
Thallium	ND	1.2		mg/Kg-dry	10	8/6/2014
Vanadium	28	1.2		mg/Kg-dry	10	8/6/2014
Zinc	72	6.0		mg/Kg-dry	10	8/6/2014
TCLP Metals by ICP/MS						
	SW1311/6020 (SW3005A)			Prep Date: 8/5/2014		Analyst: JG
Arsenic	ND	0.010		mg/L	5	8/6/2014
Barium	0.51	0.050		mg/L	5	8/6/2014
Cadmium	ND	0.0050		mg/L	5	8/6/2014

Qualifiers:
 ND - Not Detected at the Reporting Limit
 J - Analyte detected below quantitation limits
 B - Analyte detected in the associated Method Blank
 HT - Sample received past holding time
 * - Non-accredited parameter

RL - Reporting / Quantitation Limit for the analysis
 S - Spike Recovery outside accepted recovery limits
 R - RPD outside accepted recovery limits
 E - Value above quantitation range
 H - Holding time exceeded

STAT Analysis Corporation

2242 West Harrison St., Suite 200, Chicago, IL 60612-3766

Tel: (312) 733-0551 Fax: (312) 733-2386 STATinfo@STATAnalysis.com

Accreditations: IEPA ELAP 100445; ORELAP IL300001; AIHA-LAP, LLC 101160; NVLAP LabCode 101202-0

Date Reported: August 11, 2014

ANALYTICAL RESULTS

Date Printed: August 11, 2014

Client: Tetra Tech EM Inc.
Work Order: 14080033 Revision 0
Project: TPMHC, Tinley Park
Lab ID: 14080033-005

Client Sample ID: TP-4
Collection Date: 7/31/2014 11:40:00 AM
Matrix: Soil

Analyses	Result	RL	Qualifier	Units	DF	Date Analyzed
TCLP Metals by ICP/MS	SW1311/6020 (SW3005A)			Prep Date: 8/5/2014	Analyst: JG	
Chromium	ND	0.010		mg/L	5	8/6/2014
Lead	ND	0.0050		mg/L	5	8/6/2014
Selenium	ND	0.010		mg/L	5	8/6/2014
Silver	ND	0.010		mg/L	5	8/6/2014
Semivolatile Organic Compounds by GC/MS	SW8270C (SW3550B)			Prep Date: 8/6/2014	Analyst: DM	
Acenaphthene	ND	0.038		mg/Kg-dry	1	8/10/2014
Acenaphthylene	ND	0.038		mg/Kg-dry	1	8/10/2014
Aniline	ND	0.39		mg/Kg-dry	1	8/10/2014
Anthracene	ND	0.038		mg/Kg-dry	1	8/10/2014
Benz(a)anthracene	ND	0.038		mg/Kg-dry	1	8/10/2014
Benzidine	ND	0.38		mg/Kg-dry	1	8/10/2014
Benzo(a)pyrene	ND	0.038		mg/Kg-dry	1	8/10/2014
Benzo(b)fluoranthene	ND	0.038		mg/Kg-dry	1	8/10/2014
Benzo(g,h,i)perylene	ND	0.038		mg/Kg-dry	1	8/10/2014
Benzo(k)fluoranthene	ND	0.038		mg/Kg-dry	1	8/10/2014
Benzoic acid	ND	0.96		mg/Kg-dry	1	8/10/2014
Benzyl alcohol	ND	0.20		mg/Kg-dry	1	8/10/2014
Bis(2-chloroethoxy)methane	ND	0.20		mg/Kg-dry	1	8/10/2014
Bis(2-chloroethyl)ether	ND	0.20		mg/Kg-dry	1	8/10/2014
Bis(2-ethylhexyl)phthalate	ND	0.96		mg/Kg-dry	1	8/10/2014
4-Bromophenyl phenyl ether	ND	0.20		mg/Kg-dry	1	8/10/2014
Butyl benzyl phthalate	ND	0.20		mg/Kg-dry	1	8/10/2014
Carbazole	ND	0.20		mg/Kg-dry	1	8/10/2014
4-Chloroaniline	ND	0.20		mg/Kg-dry	1	8/10/2014
4-Chloro-3-methylphenol	ND	0.38		mg/Kg-dry	1	8/10/2014
2-Chloronaphthalene	ND	0.20		mg/Kg-dry	1	8/10/2014
2-Chlorophenol	ND	0.20		mg/Kg-dry	1	8/10/2014
4-Chlorophenyl phenyl ether	ND	0.20		mg/Kg-dry	1	8/10/2014
Chrysene	ND	0.038		mg/Kg-dry	1	8/10/2014
Dibenz(a,h)anthracene	ND	0.038		mg/Kg-dry	1	8/10/2014
Dibenzofuran	ND	0.20		mg/Kg-dry	1	8/10/2014
1,2-Dichlorobenzene	ND	0.20		mg/Kg-dry	1	8/10/2014
1,3-Dichlorobenzene	ND	0.20		mg/Kg-dry	1	8/10/2014
1,4-Dichlorobenzene	ND	0.20		mg/Kg-dry	1	8/10/2014
3,3'-Dichlorobenzidine	ND	0.20		mg/Kg-dry	1	8/10/2014
2,4-Dichlorophenol	ND	0.20		mg/Kg-dry	1	8/10/2014
Diethyl phthalate	ND	0.20		mg/Kg-dry	1	8/10/2014
2,4-Dimethylphenol	ND	0.20		mg/Kg-dry	1	8/10/2014

Qualifiers: ND - Not Detected at the Reporting Limit
J - Analyte detected below quantitation limits
B - Analyte detected in the associated Method Blank
HT - Sample received past holding time
* - Non-accredited parameter

RL - Reporting / Quantitation Limit for the analysis
S - Spike Recovery outside accepted recovery limits
R - RPD outside accepted recovery limits
E - Value above quantitation range
H - Holding time exceeded

STAT Analysis Corporation

2242 West Harrison St., Suite 200, Chicago, IL 60612-3766

Tel: (312) 733-0551 Fax: (312) 733-2386 STATinfo@STATAnalysis.com

Accreditations: IEPA ELAP 100445; ORELAP IL300001; AIHA-LAP, LLC 101160; NVLAP LabCode 101202-0

Date Reported: August 11, 2014

ANALYTICAL RESULTS

Date Printed: August 11, 2014

Client: Tetra Tech EM Inc.
 Work Order: 14080033 Revision 0
 Project: TPMHC, Tinley Park
 Lab ID: 14080033-005

Client Sample ID: TP-4
 Collection Date: 7/31/2014 11:40:00 AM
 Matrix: Soil

Analyses	Result	RL	Qualifier	Units	DF	Date Analyzed
Semivolatile Organic Compounds by GC/MS	SW8270C (SW3550B)		Prep Date: 8/6/2014		Analyst: DM	
Dimethyl phthalate	ND	0.20		mg/Kg-dry	1	8/10/2014
4,6-Dinitro-2-methylphenol	ND	0.38		mg/Kg-dry	1	8/10/2014
2,4-Dinitrophenol	ND	0.96		mg/Kg-dry	1	8/10/2014
2,4-Dinitrotoluene	ND	0.038		mg/Kg-dry	1	8/10/2014
2,6-Dinitrotoluene	ND	0.038		mg/Kg-dry	1	8/10/2014
Di-n-butyl phthalate	ND	0.20		mg/Kg-dry	1	8/10/2014
Di-n-octyl phthalate	ND	0.20		mg/Kg-dry	1	8/10/2014
Fluoranthene	ND	0.038		mg/Kg-dry	1	8/10/2014
Fluorene	ND	0.038		mg/Kg-dry	1	8/10/2014
Hexachlorobenzene	ND	0.20		mg/Kg-dry	1	8/10/2014
Hexachlorobutadiene	ND	0.20		mg/Kg-dry	1	8/10/2014
Hexachlorocyclopentadiene	ND	0.20		mg/Kg-dry	1	8/10/2014
Hexachloroethane	ND	0.20		mg/Kg-dry	1	8/10/2014
Indeno(1,2,3-cd)pyrene	ND	0.038		mg/Kg-dry	1	8/10/2014
Isophorone	ND	0.20		mg/Kg-dry	1	8/10/2014
2-Methylnaphthalene	ND	0.20		mg/Kg-dry	1	8/10/2014
2-Methylphenol	ND	0.20		mg/Kg-dry	1	8/10/2014
4-Methylphenol	ND	0.20		mg/Kg-dry	1	8/10/2014
Naphthalene	ND	0.038		mg/Kg-dry	1	8/10/2014
2-Nitroaniline	ND	0.20		mg/Kg-dry	1	8/10/2014
3-Nitroaniline	ND	0.20		mg/Kg-dry	1	8/10/2014
4-Nitroaniline	ND	0.20		mg/Kg-dry	1	8/10/2014
2-Nitrophenol	ND	0.20		mg/Kg-dry	1	8/10/2014
4-Nitrophenol	ND	0.38		mg/Kg-dry	1	8/10/2014
Nitrobenzene	ND	0.038		mg/Kg-dry	1	8/10/2014
N-Nitrosodi-n-propylamine	ND	0.038		mg/Kg-dry	1	8/10/2014
N-Nitrosodimethylamine	ND	0.20		mg/Kg-dry	1	8/10/2014
N-Nitrosodiphenylamine	ND	0.038		mg/Kg-dry	1	8/10/2014
2, 2'-oxybis(1-Chloropropane)	ND	0.20		mg/Kg-dry	1	8/10/2014
Pentachlorophenol	ND	0.077		mg/Kg-dry	1	8/10/2014
Phenanthrene	ND	0.038		mg/Kg-dry	1	8/10/2014
Phenol	ND	0.20		mg/Kg-dry	1	8/10/2014
Pyrene	ND	0.038		mg/Kg-dry	1	8/10/2014
Pyridine	ND	0.77		mg/Kg-dry	1	8/10/2014
1,2,4-Trichlorobenzene	ND	0.20		mg/Kg-dry	1	8/10/2014
2,4,5-Trichlorophenol	ND	0.20		mg/Kg-dry	1	8/10/2014
2,4,6-Trichlorophenol	ND	0.20		mg/Kg-dry	1	8/10/2014

Qualifiers: ND - Not Detected at the Reporting Limit
 J - Analyte detected below quantitation limits
 B - Analyte detected in the associated Method Blank
 HT - Sample received past holding time
 * - Non-accredited parameter

RL - Reporting / Quantitation Limit for the analysis
 S - Spike Recovery outside accepted recovery limits
 R - RPD outside accepted recovery limits
 E - Value above quantitation range
 H - Holding time exceeded

STAT Analysis Corporation

2242 West Harrison St., Suite 200, Chicago, IL 60612-3766

Tel: (312) 733-0551 Fax: (312) 733-2386 STATinfo@STATAnalysis.com

Accreditations: IEPA ELAP 100445; ORELAP IL300001; AIHA-LAP, LLC 101160; NVLAP LabCode 101202-0

Date Reported: August 11, 2014

ANALYTICAL RESULTS

Date Printed: August 11, 2014

Client: Tetra Tech EM Inc.
Work Order: 14080033 Revision 0
Project: TPMHC, Tinley Park
Lab ID: 14080033-005

Client Sample ID: TP-4
Collection Date: 7/31/2014 11:40:00 AM
Matrix: Soil

Analyses	Result	RL	Qualifier	Units	DF	Date Analyzed
Cyanide, Total	SW9012A				Prep Date: 8/5/2014	Analyst: YZ
Cyanide	ND	0.29		mg/Kg-dry	1	8/6/2014
pH (25 °C)	SW9045C				Prep Date: 8/7/2014	Analyst: RW
pH	7.9			pH Units	1	8/7/2014
Percent Moisture	D2974				Prep Date: 8/4/2014	Analyst: RW
Percent Moisture	14.0	0.2	*	wt%	1	8/5/2014

Qualifiers:	ND - Not Detected at the Reporting Limit	RL - Reporting / Quantitation Limit for the analysis
	J - Analyte detected below quantitation limits	S - Spike Recovery outside accepted recovery limits
	B - Analyte detected in the associated Method Blank	R - RPD outside accepted recovery limits
	HT - Sample received past holding time	E - Value above quantitation range
	* - Non-accredited parameter	H - Holding time exceeded

STAT Analysis Corporation

2242 West Harrison St., Suite 200, Chicago, IL 60612-3766

Tel: (312) 733-0551 Fax: (312) 733-2386 STATinfo@STATAnalysis.com

Accreditations: IEPA ELAP 100445; ORELAP IL300001; AIHA-LAP, LLC 101160; NVLAP LabCode 101202-0

Date Reported: August 11, 2014

ANALYTICAL RESULTS

Date Printed: August 11, 2014

Client: Tetra Tech EM Inc.
 Work Order: 14080033 Revision 0
 Project: TPMHC, Tinley Park
 Lab ID: 14080033-006

Client Sample ID: TP-5
 Collection Date: 7/31/2014 12:30:00 PM
 Matrix: Soil

Analyses	Result	RL	Qualifier	Units	DF	Date Analyzed
PCBs	SW8082 (SW3550B)		Prep Date: 8/7/2014		Analyst: GVC	
Aroclor 1016	ND	0.091		mg/Kg-dry	1	8/7/2014
Aroclor 1221	ND	0.091		mg/Kg-dry	1	8/7/2014
Aroclor 1232	ND	0.091		mg/Kg-dry	1	8/7/2014
Aroclor 1242	ND	0.091		mg/Kg-dry	1	8/7/2014
Aroclor 1248	ND	0.091		mg/Kg-dry	1	8/7/2014
Aroclor 1254	ND	0.091		mg/Kg-dry	1	8/7/2014
Aroclor 1260	ND	0.091		mg/Kg-dry	1	8/7/2014
TCLP Mercury	SW1311/7470A		Prep Date: 8/5/2014		Analyst: LB	
Mercury	ND	0.00020		mg/L	1	8/5/2014
Mercury	SW7471A		Prep Date: 8/6/2014		Analyst: LB	
Mercury	0.035	0.021		mg/Kg-dry	1	8/6/2014
Metals by ICP/MS	SW6020 (SW3050B)		Prep Date: 8/5/2014		Analyst: JG	
Aluminum	16000	210		mg/Kg-dry	100	8/6/2014
Antimony	ND	2.1		mg/Kg-dry	10	8/6/2014
Arsenic	8.6	1.1		mg/Kg-dry	10	8/6/2014
Barium	130	1.1		mg/Kg-dry	10	8/6/2014
Beryllium	1.1	0.53		mg/Kg-dry	10	8/6/2014
Cadmium	ND	0.53		mg/Kg-dry	10	8/6/2014
Calcium	56000	640		mg/Kg-dry	100	8/6/2014
Chromium	21	1.1		mg/Kg-dry	10	8/6/2014
Cobalt	12	1.1		mg/Kg-dry	10	8/6/2014
Copper	24	2.7		mg/Kg-dry	10	8/6/2014
Iron	25000	320		mg/Kg-dry	100	8/6/2014
Lead	38	0.53		mg/Kg-dry	10	8/6/2014
Magnesium	25000	32		mg/Kg-dry	10	8/6/2014
Manganese	620	1.1		mg/Kg-dry	10	8/6/2014
Nickel	24	1.1		mg/Kg-dry	10	8/6/2014
Potassium	1700	32		mg/Kg-dry	10	8/6/2014
Selenium	ND	1.1		mg/Kg-dry	10	8/6/2014
Silver	ND	1.1		mg/Kg-dry	10	8/6/2014
Sodium	370	64		mg/Kg-dry	10	8/6/2014
Thallium	ND	1.1		mg/Kg-dry	10	8/6/2014
Vanadium	30	1.1		mg/Kg-dry	10	8/6/2014
Zinc	82	5.3		mg/Kg-dry	10	8/6/2014
TCLP Metals by ICP/MS	SW1311/6020 (SW3005A)		Prep Date: 8/5/2014		Analyst: JG	
Arsenic	ND	0.010		mg/L	5	8/6/2014

Qualifiers: ND - Not Detected at the Reporting Limit RL - Reporting / Quantitation Limit for the analysis
 J - Analyte detected below quantitation limits S - Spike Recovery outside accepted recovery limits
 B - Analyte detected in the associated Method Blank R - RPD outside accepted recovery limits
 HT - Sample received past holding time E - Value above quantitation range
 * - Non-accredited parameter H - Holding time exceeded

STAT Analysis Corporation

2242 West Harrison St., Suite 200, Chicago, IL 60612-3766

Tel: (312) 733-0551 Fax: (312) 733-2386 STATinfo@STATAnalysis.com

Accreditations: IEPA ELAP 100445; ORELAP IL300001; AIHA-LAP, LLC 101160; NVLAP LabCode 101202-0

Date Reported: August 11, 2014

ANALYTICAL RESULTS

Date Printed: August 11, 2014

Client: Tetra Tech EM Inc.
Work Order: 14080033 Revision 0
Project: TPMHC, Tinley Park
Lab ID: 14080033-006

Client Sample ID: TP-5
Collection Date: 7/31/2014 12:30:00 PM
Matrix: Soil

Analyses	Result	RL	Qualifier	Units	DF	Date Analyzed
----------	--------	----	-----------	-------	----	---------------

TCLP Metals by ICP/MS		SW1311/6020 (SW3005A)		Prep Date: 8/5/2014		Analyst: JG
Barium	0.63	0.050		mg/L	5	8/6/2014
Cadmium	ND	0.0050		mg/L	5	8/6/2014
Chromium	ND	0.010		mg/L	5	8/6/2014
Lead	ND	0.0050		mg/L	5	8/6/2014
Selenium	ND	0.010		mg/L	5	8/6/2014
Silver	ND	0.010		mg/L	5	8/6/2014

Semivolatile Organic Compounds by GC/MS		SW8270C (SW3550B)		Prep Date: 8/6/2014		Analyst: DM
Acenaphthene	0.071	0.037		mg/Kg-dry	1	8/10/2014
Acenaphthylene	ND	0.037		mg/Kg-dry	1	8/10/2014
Aniline	ND	0.38		mg/Kg-dry	1	8/10/2014
Anthracene	0.13	0.037		mg/Kg-dry	1	8/10/2014
Benz(a)anthracene	0.42	0.037		mg/Kg-dry	1	8/10/2014
Benzidine	ND	0.37		mg/Kg-dry	1	8/10/2014
Benzo(a)pyrene	0.51	0.037		mg/Kg-dry	1	8/10/2014
Benzo(b)fluoranthene	0.50	0.037		mg/Kg-dry	1	8/10/2014
Benzo(g,h,i)perylene	0.38	0.037		mg/Kg-dry	1	8/10/2014
Benzo(k)fluoranthene	0.43	0.037		mg/Kg-dry	1	8/10/2014
Benzoic acid	ND	0.94		mg/Kg-dry	1	8/10/2014
Benzyl alcohol	ND	0.19		mg/Kg-dry	1	8/10/2014
Bis(2-chloroethoxy)methane	ND	0.19		mg/Kg-dry	1	8/10/2014
Bis(2-chloroethyl)ether	ND	0.19		mg/Kg-dry	1	8/10/2014
Bis(2-ethylhexyl)phthalate	ND	0.94		mg/Kg-dry	1	8/10/2014
4-Bromophenyl phenyl ether	ND	0.19		mg/Kg-dry	1	8/10/2014
Butyl benzyl phthalate	ND	0.19		mg/Kg-dry	1	8/10/2014
Carbazole	ND	0.19		mg/Kg-dry	1	8/10/2014
4-Chloroaniline	ND	0.19		mg/Kg-dry	1	8/10/2014
4-Chloro-3-methylphenol	ND	0.37		mg/Kg-dry	1	8/10/2014
2-Chloronaphthalene	ND	0.19		mg/Kg-dry	1	8/10/2014
2-Chlorophenol	ND	0.19		mg/Kg-dry	1	8/10/2014
4-Chlorophenyl phenyl ether	ND	0.19		mg/Kg-dry	1	8/10/2014
Chrysene	0.52	0.037		mg/Kg-dry	1	8/10/2014
Dibenz(a,h)anthracene	0.18	0.037		mg/Kg-dry	1	8/10/2014
Dibenzofuran	ND	0.19		mg/Kg-dry	1	8/10/2014
1,2-Dichlorobenzene	ND	0.19		mg/Kg-dry	1	8/10/2014
1,3-Dichlorobenzene	ND	0.19		mg/Kg-dry	1	8/10/2014
1,4-Dichlorobenzene	ND	0.19		mg/Kg-dry	1	8/10/2014
3,3'-Dichlorobenzidine	ND	0.19		mg/Kg-dry	1	8/10/2014
2,4-Dichlorophenol	ND	0.19		mg/Kg-dry	1	8/10/2014

Qualifiers: ND - Not Detected at the Reporting Limit
 J - Analyte detected below quantitation limits
 B - Analyte detected in the associated Method Blank
 HT - Sample received past holding time
 * - Non-accredited parameter

RL - Reporting / Quantitation Limit for the analysis
 S - Spike Recovery outside accepted recovery limits
 R - RPD outside accepted recovery limits
 E - Value above quantitation range
 H - Holding time exceeded

STAT Analysis Corporation

2242 West Harrison St., Suite 200, Chicago, IL 60612-3766

Tel: (312) 733-0551 Fax: (312) 733-2386 STATinfo@STATAnalysis.com

Accreditations: IEPA ELAP 100445; ORELAP IL300001; AIHA-LAP, LLC 101160; NVLAP LabCode 101202-0

Date Reported: August 11, 2014

ANALYTICAL RESULTS

Date Printed: August 11, 2014

Client: Tetra Tech EM Inc.
 Work Order: 14080033 Revision 0
 Project: TPMHC, Tinley Park
 Lab ID: 14080033-006

Client Sample ID: TP-5
 Collection Date: 7/31/2014 12:30:00 PM
 Matrix: Soil

Analyses	Result	RL	Qualifier	Units	DF	Date Analyzed
Semivolatile Organic Compounds by GC/MS						
					Prep Date: 8/6/2014	Analyst: DM
Diethyl phthalate	ND	0.19		mg/Kg-dry	1	8/10/2014
2,4-Dimethylphenol	ND	0.19		mg/Kg-dry	1	8/10/2014
Dimethyl phthalate	ND	0.19		mg/Kg-dry	1	8/10/2014
4,6-Dinitro-2-methylphenol	ND	0.37		mg/Kg-dry	1	8/10/2014
2,4-Dinitrophenol	ND	0.94		mg/Kg-dry	1	8/10/2014
2,4-Dinitrotoluene	ND	0.037		mg/Kg-dry	1	8/10/2014
2,6-Dinitrotoluene	ND	0.037		mg/Kg-dry	1	8/10/2014
Di-n-butyl phthalate	ND	0.19		mg/Kg-dry	1	8/10/2014
Di-n-octyl phthalate	ND	0.19		mg/Kg-dry	1	8/10/2014
Fluoranthene	1.1	0.037		mg/Kg-dry	1	8/10/2014
Fluorene	0.063	0.037		mg/Kg-dry	1	8/10/2014
Hexachlorobenzene	ND	0.19		mg/Kg-dry	1	8/10/2014
Hexachlorobutadiene	ND	0.19		mg/Kg-dry	1	8/10/2014
Hexachlorocyclopentadiene	ND	0.19		mg/Kg-dry	1	8/10/2014
Hexachloroethane	ND	0.19		mg/Kg-dry	1	8/10/2014
Indeno(1,2,3-cd)pyrene	0.34	0.037		mg/Kg-dry	1	8/10/2014
Isophorone	ND	0.19		mg/Kg-dry	1	8/10/2014
2-Methylnaphthalene	ND	0.19		mg/Kg-dry	1	8/10/2014
2-Methylphenol	ND	0.19		mg/Kg-dry	1	8/10/2014
4-Methylphenol	ND	0.19		mg/Kg-dry	1	8/10/2014
Naphthalene	ND	0.037		mg/Kg-dry	1	8/10/2014
2-Nitroaniline	ND	0.19		mg/Kg-dry	1	8/10/2014
3-Nitroaniline	ND	0.19		mg/Kg-dry	1	8/10/2014
4-Nitroaniline	ND	0.19		mg/Kg-dry	1	8/10/2014
2-Nitrophenol	ND	0.19		mg/Kg-dry	1	8/10/2014
4-Nitrophenol	ND	0.37		mg/Kg-dry	1	8/10/2014
Nitrobenzene	ND	0.037		mg/Kg-dry	1	8/10/2014
N-Nitrosodi-n-propylamine	ND	0.037		mg/Kg-dry	1	8/10/2014
N-Nitrosodimethylamine	ND	0.19		mg/Kg-dry	1	8/10/2014
N-Nitrosodiphenylamine	ND	0.037		mg/Kg-dry	1	8/10/2014
2, 2'-oxybis(1-Chloropropane)	ND	0.19		mg/Kg-dry	1	8/10/2014
Pentachlorophenol	ND	0.076		mg/Kg-dry	1	8/10/2014
Phenanthrene	0.69	0.037		mg/Kg-dry	1	8/10/2014
Phenol	ND	0.19		mg/Kg-dry	1	8/10/2014
Pyrene	0.88	0.037		mg/Kg-dry	1	8/10/2014
Pyridine	ND	0.76		mg/Kg-dry	1	8/10/2014
1,2,4-Trichlorobenzene	ND	0.19		mg/Kg-dry	1	8/10/2014
2,4,5-Trichlorophenol	ND	0.19		mg/Kg-dry	1	8/10/2014

Qualifiers: ND - Not Detected at the Reporting Limit
 J - Analyte detected below quantitation limits
 B - Analyte detected in the associated Method Blank
 HT - Sample received past holding time
 * - Non-accredited parameter

RL - Reporting / Quantitation Limit for the analysis
 S - Spike Recovery outside accepted recovery limits
 R - RPD outside accepted recovery limits
 E - Value above quantitation range
 H - Holding time exceeded

STAT Analysis Corporation

2242 West Harrison St., Suite 200, Chicago, IL 60612-3766

Tel: (312) 733-0551 Fax: (312) 733-2386 STATinfo@STATAnalysis.com

Accreditations: IEPA ELAP 100445; ORELAP IL300001; AIHA-LAP, LLC 101160; NVLAP LabCode 101202-0

Date Reported: August 11, 2014

ANALYTICAL RESULTS

Date Printed: August 11, 2014

Client: Tetra Tech EM Inc.
 Work Order: 14080033 Revision 0
 Project: TPMHC, Tinley Park
 Lab ID: 14080033-006

Client Sample ID: TP-5
 Collection Date: 7/31/2014 12:30:00 PM
 Matrix: Soil

Analyses	Result	RL	Qualifier	Units	DF	Date Analyzed
Semivolatile Organic Compounds by GC/MS	SW8270C (SW3550B)				Prep Date: 8/6/2014	Analyst: DM
2,4,6-Trichlorophenol	ND	0.19		mg/Kg-dry	1	8/10/2014
Cyanide, Total	SW9012A				Prep Date: 8/5/2014	Analyst: YZ
Cyanide	ND	0.29		mg/Kg-dry	1	8/6/2014
pH (25 °C)	SW9045C				Prep Date: 8/7/2014	Analyst: RW
pH	8.0			pH Units	1	8/7/2014
Percent Moisture	D2974				Prep Date: 8/4/2014	Analyst: RW
Percent Moisture	12.4	0.2	*	wt%	1	8/5/2014

Qualifiers: ND - Not Detected at the Reporting Limit
 J - Analyte detected below quantitation limits
 B - Analyte detected in the associated Method Blank
 HT - Sample received past holding time
 * - Non-accredited parameter

RL - Reporting / Quantitation Limit for the analysis
 S - Spike Recovery outside accepted recovery limits
 R - RPD outside accepted recovery limits
 E - Value above quantitation range
 H - Holding time exceeded

STAT Analysis Corporation

2242 West Harrison St., Suite 200, Chicago, IL 60612-3766

Tel: (312) 733-0551 Fax: (312) 733-2386 STATinfo@STATAnalysis.com

Accreditations: IEPA ELAP 100445; ORELAP IL300001; AIHA-LAP, LLC 101160; NVLAP LabCode 101202-0

Date Reported: August 11, 2014

ANALYTICAL RESULTS

Date Printed: August 11, 2014

Client: Tetra Tech EM Inc.
 Work Order: 14080033 Revision 0
 Project: TPMHC, Tinley Park
 Lab ID: 14080033-007

Client Sample ID: TP-6
 Collection Date: 7/31/2014 1:05:00 PM
 Matrix: Soil

Analyses	Result	RL	Qualifier	Units	DF	Date Analyzed
PCBs	SW8082 (SW3550B)		Prep Date: 8/7/2014		Analyst: GVC	
Aroclor 1016	ND	0.090		mg/Kg-dry	1	8/7/2014
Aroclor 1221	ND	0.090		mg/Kg-dry	1	8/7/2014
Aroclor 1232	ND	0.090		mg/Kg-dry	1	8/7/2014
Aroclor 1242	ND	0.090		mg/Kg-dry	1	8/7/2014
Aroclor 1248	ND	0.090		mg/Kg-dry	1	8/7/2014
Aroclor 1254	ND	0.090		mg/Kg-dry	1	8/7/2014
Aroclor 1260	ND	0.090		mg/Kg-dry	1	8/7/2014
TCLP Mercury	SW1311/7470A		Prep Date: 8/5/2014		Analyst: LB	
Mercury	ND	0.00020		mg/L	1	8/5/2014
Mercury	SW7471A		Prep Date: 8/6/2014		Analyst: LB	
Mercury	0.058	0.020		mg/Kg-dry	1	8/6/2014
Metals by ICP/MS	SW6020 (SW3050B)		Prep Date: 8/5/2014		Analyst: JG	
Aluminum	13000	240		mg/Kg-dry	100	8/6/2014
Antimony	ND	2.4		mg/Kg-dry	10	8/6/2014
Arsenic	8.3	1.2		mg/Kg-dry	10	8/6/2014
Barium	100	1.2		mg/Kg-dry	10	8/6/2014
Beryllium	1.0	0.59		mg/Kg-dry	10	8/6/2014
Cadmium	ND	0.59		mg/Kg-dry	10	8/6/2014
Calcium	56000	710		mg/Kg-dry	100	8/6/2014
Chromium	24	1.2		mg/Kg-dry	10	8/6/2014
Cobalt	11	1.2		mg/Kg-dry	10	8/6/2014
Copper	26	2.9		mg/Kg-dry	10	8/6/2014
Iron	23000	350		mg/Kg-dry	100	8/6/2014
Lead	67	0.59		mg/Kg-dry	10	8/6/2014
Magnesium	28000	35		mg/Kg-dry	10	8/6/2014
Manganese	540	1.2		mg/Kg-dry	10	8/6/2014
Nickel	24	1.2		mg/Kg-dry	10	8/6/2014
Potassium	1800	35		mg/Kg-dry	10	8/6/2014
Selenium	ND	1.2		mg/Kg-dry	10	8/6/2014
Silver	ND	1.2		mg/Kg-dry	10	8/6/2014
Sodium	460	71		mg/Kg-dry	10	8/6/2014
Thallium	ND	1.2		mg/Kg-dry	10	8/6/2014
Vanadium	27	1.2		mg/Kg-dry	10	8/6/2014
Zinc	89	5.9		mg/Kg-dry	10	8/6/2014
TCLP Metals by ICP/MS	SW1311/6020 (SW3005A)		Prep Date: 8/5/2014		Analyst: JG	
Arsenic	ND	0.010		mg/L	5	8/6/2014

Qualifiers: ND - Not Detected at the Reporting Limit
 J - Analyte detected below quantitation limits
 B - Analyte detected in the associated Method Blank
 HT - Sample received past holding time
 * - Non-accredited parameter

RL - Reporting / Quantitation Limit for the analysis
 S - Spike Recovery outside accepted recovery limits
 R - RPD outside accepted recovery limits
 E - Value above quantitation range
 H - Holding time exceeded

STAT Analysis Corporation

2242 West Harrison St., Suite 200, Chicago, IL 60612-3766

Tel: (312) 733-0551 Fax: (312) 733-2386 STATinfo@STATAnalysis.com

Accreditations: IEPA ELAP 100445; ORELAP IL300001; AIHA-LAP, LLC 101160; NVLAP LabCode 101202-0

Date Reported: August 11, 2014

ANALYTICAL RESULTS

Date Printed: August 11, 2014

Client: Tetra Tech EM Inc.
 Work Order: 14080033 Revision 0
 Project: TPMHC, Tinley Park
 Lab ID: 14080033-007

Client Sample ID: TP-6
 Collection Date: 7/31/2014 1:05:00 PM
 Matrix: Soil

Analyses	Result	RL	Qualifier	Units	DF	Date Analyzed
----------	--------	----	-----------	-------	----	---------------

TCLP Metals by ICP/MS		SW1311/6020 (SW3005A)		Prep Date: 8/5/2014	Analyst: JG	
Barium	0.60	0.050		mg/L	5	8/6/2014
Cadmium	ND	0.0050		mg/L	5	8/6/2014
Chromium	ND	0.010		mg/L	5	8/6/2014
Lead	ND	0.0050		mg/L	5	8/6/2014
Selenium	ND	0.010		mg/L	5	8/6/2014
Silver	ND	0.010		mg/L	5	8/6/2014

Semivolatile Organic Compounds by GC/MS		SW8270C (SW3550B)		Prep Date: 8/6/2014	Analyst: DM	
Acenaphthene	0.076	0.037		mg/Kg-dry	1	8/10/2014
Acenaphthylene	ND	0.037		mg/Kg-dry	1	8/10/2014
Aniline	ND	0.38		mg/Kg-dry	1	8/10/2014
Anthracene	0.20	0.037		mg/Kg-dry	1	8/10/2014
Benz(a)anthracene	0.80	0.037		mg/Kg-dry	1	8/10/2014
Benzdine	ND	0.37		mg/Kg-dry	1	8/10/2014
Benzo(a)pyrene	0.87	0.037		mg/Kg-dry	1	8/10/2014
Benzo(b)fluoranthene	0.90	0.037		mg/Kg-dry	1	8/10/2014
Benzo(g,h,i)perylene	0.59	0.037		mg/Kg-dry	1	8/10/2014
Benzo(k)fluoranthene	0.70	0.037		mg/Kg-dry	1	8/10/2014
Benzoic acid	ND	0.94		mg/Kg-dry	1	8/10/2014
Benzyl alcohol	ND	0.19		mg/Kg-dry	1	8/10/2014
Bis(2-chloroethoxy)methane	ND	0.19		mg/Kg-dry	1	8/10/2014
Bis(2-chloroethyl)ether	ND	0.19		mg/Kg-dry	1	8/10/2014
Bis(2-ethylhexyl)phthalate	ND	0.94		mg/Kg-dry	1	8/10/2014
4-Bromophenyl phenyl ether	ND	0.19		mg/Kg-dry	1	8/10/2014
Butyl benzyl phthalate	ND	0.19		mg/Kg-dry	1	8/10/2014
Carbazole	ND	0.19		mg/Kg-dry	1	8/10/2014
4-Chloroaniline	ND	0.19		mg/Kg-dry	1	8/10/2014
4-Chloro-3-methylphenol	ND	0.37		mg/Kg-dry	1	8/10/2014
2-Chloronaphthalene	ND	0.19		mg/Kg-dry	1	8/10/2014
2-Chlorophenol	ND	0.19		mg/Kg-dry	1	8/10/2014
4-Chlorophenyl phenyl ether	ND	0.19		mg/Kg-dry	1	8/10/2014
Chrysene	0.88	0.037		mg/Kg-dry	1	8/10/2014
Dibenz(a,h)anthracene	0.27	0.037		mg/Kg-dry	1	8/10/2014
Dibenzofuran	ND	0.19		mg/Kg-dry	1	8/10/2014
1,2-Dichlorobenzene	ND	0.19		mg/Kg-dry	1	8/10/2014
1,3-Dichlorobenzene	ND	0.19		mg/Kg-dry	1	8/10/2014
1,4-Dichlorobenzene	ND	0.19		mg/Kg-dry	1	8/10/2014
3,3'-Dichlorobenzidine	ND	0.19		mg/Kg-dry	1	8/10/2014
2,4-Dichlorophenol	ND	0.19		mg/Kg-dry	1	8/10/2014

Qualifiers: ND - Not Detected at the Reporting Limit
 J - Analyte detected below quantitation limits
 B - Analyte detected in the associated Method Blank
 HT - Sample received past holding time
 * - Non-accredited parameter

RL - Reporting / Quantitation Limit for the analysis
 S - Spike Recovery outside accepted recovery limits
 R - RPD outside accepted recovery limits
 E - Value above quantitation range
 H - Holding time exceeded

STAT Analysis Corporation

2242 West Harrison St., Suite 200, Chicago, IL 60612-3766

Tel: (312) 733-0551 Fax: (312) 733-2386 STATinfo@STATAnalysis.com

Accreditations: IEPA ELAP 100445; ORELAP IL300001; AIHA-LAP, LLC 101160; NVLAP LabCode 101202-0

Date Reported: August 11, 2014

ANALYTICAL RESULTS

Date Printed: August 11, 2014

Client: Tetra Tech EM Inc.
 Work Order: 14080033 Revision 0
 Project: TPMHC, Tinley Park
 Lab ID: 14080033-007

Client Sample ID: TP-6
 Collection Date: 7/31/2014 1:05:00 PM
 Matrix: Soil

Analyses	Result	RL	Qualifier	Units	DF	Date Analyzed
Semivolatile Organic Compounds by GC/MS	SW8270C (SW3550B)		Prep Date: 8/6/2014		Analyst: DM	
Diethyl phthalate	ND	0.19		mg/Kg-dry	1	8/10/2014
2,4-Dimethylphenol	ND	0.19		mg/Kg-dry	1	8/10/2014
Dimethyl phthalate	ND	0.19		mg/Kg-dry	1	8/10/2014
4,6-Dinitro-2-methylphenol	ND	0.37		mg/Kg-dry	1	8/10/2014
2,4-Dinitrophenol	ND	0.94		mg/Kg-dry	1	8/10/2014
2,4-Dinitrotoluene	ND	0.037		mg/Kg-dry	1	8/10/2014
2,6-Dinitrotoluene	ND	0.037		mg/Kg-dry	1	8/10/2014
Di-n-butyl phthalate	ND	0.19		mg/Kg-dry	1	8/10/2014
Di-n-octyl phthalate	ND	0.19		mg/Kg-dry	1	8/10/2014
Fluoranthene	1.8	0.037		mg/Kg-dry	1	8/10/2014
Fluorene	0.071	0.037		mg/Kg-dry	1	8/10/2014
Hexachlorobenzene	ND	0.19		mg/Kg-dry	1	8/10/2014
Hexachlorobutadiene	ND	0.19		mg/Kg-dry	1	8/10/2014
Hexachlorocyclopentadiene	ND	0.19		mg/Kg-dry	1	8/10/2014
Hexachloroethane	ND	0.19		mg/Kg-dry	1	8/10/2014
Indeno(1,2,3-cd)pyrene	0.54	0.037		mg/Kg-dry	1	8/10/2014
Isophorone	ND	0.19		mg/Kg-dry	1	8/10/2014
2-Methylnaphthalene	ND	0.19		mg/Kg-dry	1	8/10/2014
2-Methylphenol	ND	0.19		mg/Kg-dry	1	8/10/2014
4-Methylphenol	ND	0.19		mg/Kg-dry	1	8/10/2014
Naphthalene	ND	0.037		mg/Kg-dry	1	8/10/2014
2-Nitroaniline	ND	0.19		mg/Kg-dry	1	8/10/2014
3-Nitroaniline	ND	0.19		mg/Kg-dry	1	8/10/2014
4-Nitroaniline	ND	0.19		mg/Kg-dry	1	8/10/2014
2-Nitrophenol	ND	0.19		mg/Kg-dry	1	8/10/2014
4-Nitrophenol	ND	0.37		mg/Kg-dry	1	8/10/2014
Nitrobenzene	ND	0.037		mg/Kg-dry	1	8/10/2014
N-Nitrosodi-n-propylamine	ND	0.037		mg/Kg-dry	1	8/10/2014
N-Nitrosodimethylamine	ND	0.19		mg/Kg-dry	1	8/10/2014
N-Nitrosodiphenylamine	ND	0.037		mg/Kg-dry	1	8/10/2014
2, 2'-oxybis(1-Chloropropane)	ND	0.19		mg/Kg-dry	1	8/10/2014
Pentachlorophenol	ND	0.076		mg/Kg-dry	1	8/10/2014
Phenanthrene	1.0	0.037		mg/Kg-dry	1	8/10/2014
Phenol	ND	0.19		mg/Kg-dry	1	8/10/2014
Pyrene	1.5	0.037		mg/Kg-dry	1	8/10/2014
Pyridine	ND	0.76		mg/Kg-dry	1	8/10/2014
1,2,4-Trichlorobenzene	ND	0.19		mg/Kg-dry	1	8/10/2014
2,4,5-Trichlorophenol	ND	0.19		mg/Kg-dry	1	8/10/2014

Qualifiers: ND - Not Detected at the Reporting Limit
 J - Analyte detected below quantitation limits
 B - Analyte detected in the associated Method Blank
 HT - Sample received past holding time
 * - Non-accredited parameter

RL - Reporting / Quantitation Limit for the analysis
 S - Spike Recovery outside accepted recovery limits
 R - RPD outside accepted recovery limits
 E - Value above quantitation range
 H - Holding time exceeded

STAT Analysis Corporation

2242 West Harrison St., Suite 200, Chicago, IL 60612-3766

Tel: (312) 733-0551 Fax: (312) 733-2386 STATinfo@STATAnalysis.com

Accreditations: IEPA ELAP 100445; ORELAP IL300001; AIHA-LAP, LLC 101160; NVLAP LabCode 101202-0

Date Reported: August 11, 2014

ANALYTICAL RESULTS

Date Printed: August 11, 2014

Client: Tetra Tech EM Inc.
 Work Order: 14080033 Revision 0
 Project: TPMHC, Tinley Park
 Lab ID: 14080033-007

Client Sample ID: TP-6
 Collection Date: 7/31/2014 1:05:00 PM
 Matrix: Soil

Analyses	Result	RL	Qualifier	Units	DF	Date Analyzed
Semivolatile Organic Compounds by GC/MS	SW8270C (SW3550B)				Prep Date: 8/6/2014	Analyst: DM
2,4,6-Trichlorophenol	ND	0.19		mg/Kg-dry	1	8/10/2014
Cyanide, Total	SW9012A				Prep Date: 8/5/2014	Analyst: YZ
Cyanide	ND	0.28		mg/Kg-dry	1	8/6/2014
pH (25 °C)	SW9045C				Prep Date: 8/7/2014	Analyst: RW
pH	7.8			pH Units	1	8/7/2014
Percent Moisture	D2974				Prep Date: 8/4/2014	Analyst: RW
Percent Moisture	11.5	0.2	*	wt%	1	8/5/2014

Qualifiers:	ND - Not Detected at the Reporting Limit	RL - Reporting / Quantitation Limit for the analysis
	J - Analyte detected below quantitation limits	S - Spike Recovery outside accepted recovery limits
	B - Analyte detected in the associated Method Blank	R - RPD outside accepted recovery limits
	HT - Sample received past holding time	E - Value above quantitation range
	* - Non-accredited parameter	H - Holding time exceeded

STAT Analysis Corporation

2242 West Harrison St., Suite 200, Chicago, IL 60612-3766

Tel: (312) 733-0551 Fax: (312) 733-2386 STATinfo@STATAnalysis.com

Accreditations: IEPA ELAP 100445; ORELAP IL300001; AIHA-LAP, LLC 101160; NVLAP LabCode 101202-0

Date Reported: August 11, 2014

ANALYTICAL RESULTS

Date Printed: August 11, 2014

Client: Tetra Tech EM Inc.
 Work Order: 14080033 Revision 0
 Project: TPMHC, Tinley Park
 Lab ID: 14080033-008

Client Sample ID: TP-7
 Collection Date: 7/31/2014 1:40:00 PM
 Matrix: Soil

Analyses	Result	RL	Qualifier	Units	DF	Date Analyzed
PCBs	SW8082 (SW3550B)		Prep Date: 8/7/2014		Analyst: GVC	
Aroclor 1016	ND	0.091		mg/Kg-dry	1	8/7/2014
Aroclor 1221	ND	0.091		mg/Kg-dry	1	8/7/2014
Aroclor 1232	ND	0.091		mg/Kg-dry	1	8/7/2014
Aroclor 1242	ND	0.091		mg/Kg-dry	1	8/7/2014
Aroclor 1248	ND	0.091		mg/Kg-dry	1	8/7/2014
Aroclor 1254	ND	0.091		mg/Kg-dry	1	8/7/2014
Aroclor 1260	ND	0.091		mg/Kg-dry	1	8/7/2014
TCLP Mercury	SW1311/7470A		Prep Date: 8/5/2014		Analyst: LB	
Mercury	ND	0.00020		mg/L	1	8/5/2014
Mercury	SW7471A		Prep Date: 8/6/2014		Analyst: LB	
Mercury	0.15	0.020		mg/Kg-dry	1	8/6/2014
Metals by ICP/MS	SW6020 (SW3050B)		Prep Date: 8/5/2014		Analyst: JG	
Aluminum	8400	210		mg/Kg-dry	100	8/6/2014
Antimony	ND	2.1		mg/Kg-dry	10	8/6/2014
Arsenic	4.9	1.0		mg/Kg-dry	10	8/6/2014
Barium	60	1.0		mg/Kg-dry	10	8/6/2014
Beryllium	0.73	0.52		mg/Kg-dry	10	8/6/2014
Cadmium	ND	0.52		mg/Kg-dry	10	8/6/2014
Calcium	180000	630		mg/Kg-dry	100	8/6/2014
Chromium	25	1.0		mg/Kg-dry	10	8/6/2014
Cobalt	5.8	1.0		mg/Kg-dry	10	8/6/2014
Copper	17	2.6		mg/Kg-dry	10	8/6/2014
Iron	18000	310		mg/Kg-dry	100	8/6/2014
Lead	60	0.52		mg/Kg-dry	10	8/6/2014
Magnesium	67000	310		mg/Kg-dry	100	8/6/2014
Manganese	330	1.0		mg/Kg-dry	10	8/6/2014
Nickel	18	1.0		mg/Kg-dry	10	8/6/2014
Potassium	1200	31		mg/Kg-dry	10	8/6/2014
Selenium	ND	1.0		mg/Kg-dry	10	8/6/2014
Silver	ND	1.0		mg/Kg-dry	10	8/6/2014
Sodium	240	63		mg/Kg-dry	10	8/6/2014
Thallium	ND	1.0		mg/Kg-dry	10	8/6/2014
Vanadium	16	1.0		mg/Kg-dry	10	8/6/2014
Zinc	61	5.2		mg/Kg-dry	10	8/6/2014
TCLP Metals by ICP/MS	SW1311/6020 (SW3005A)		Prep Date: 8/5/2014		Analyst: JG	
Arsenic	ND	0.010		mg/L	5	8/6/2014

Qualifiers: ND - Not Detected at the Reporting Limit
 J - Analyte detected below quantitation limits
 B - Analyte detected in the associated Method Blank
 HT - Sample received past holding time
 * - Non-accredited parameter

RL - Reporting / Quantitation Limit for the analysis
 S - Spike Recovery outside accepted recovery limits
 R - RPD outside accepted recovery limits
 E - Value above quantitation range
 H - Holding time exceeded

STAT Analysis Corporation

2242 West Harrison St., Suite 200, Chicago, IL 60612-3766

Tel: (312) 733-0551 Fax: (312) 733-2386 STATinfo@STATAnalysis.com

Accreditations: IEPA ELAP 100445; ORELAP IL300001; AIHA-LAP, LLC 101160; NVLAP LabCode 101202-0

Date Reported: August 11, 2014

ANALYTICAL RESULTS

Date Printed: August 11, 2014

Client: Tetra Tech EM Inc.
Work Order: 14080033 Revision 0
Project: TPMHC, Tinley Park
Lab ID: 14080033-008

Client Sample ID: TP-7
Collection Date: 7/31/2014 1:40:00 PM
Matrix: Soil

Analyses	Result	RL	Qualifier	Units	DF	Date Analyzed
TCLP Metals by ICP/MS		SW1311/6020 (SW3005A)		Prep Date: 8/5/2014		Analyst: JG
Barium	0.40	0.050		mg/L	5	8/6/2014
Cadmium	ND	0.0050		mg/L	5	8/6/2014
Chromium	ND	0.010		mg/L	5	8/6/2014
Lead	0.0068	0.0050		mg/L	5	8/6/2014
Selenium	ND	0.010		mg/L	5	8/6/2014
Silver	ND	0.010		mg/L	5	8/6/2014
Semivolatile Organic Compounds by GC/MS		SW8270C (SW3550B)		Prep Date: 8/6/2014		Analyst: DM
Acenaphthene	0.42	0.038		mg/Kg-dry	1	8/10/2014
Acenaphthylene	0.081	0.038		mg/Kg-dry	1	8/10/2014
Aniline	ND	0.38		mg/Kg-dry	1	8/10/2014
Anthracene	0.96	0.038		mg/Kg-dry	1	8/10/2014
Benz(a)anthracene	3.2	0.038		mg/Kg-dry	1	8/10/2014
Benzidine	ND	0.38		mg/Kg-dry	1	8/10/2014
Benzo(a)pyrene	3.5	0.038		mg/Kg-dry	1	8/10/2014
Benzo(b)fluoranthene	3.0	0.038		mg/Kg-dry	1	8/10/2014
Benzo(g,h,i)perylene	2.3	0.038		mg/Kg-dry	1	8/10/2014
Benzo(k)fluoranthene	3.4	0.038		mg/Kg-dry	1	8/10/2014
Benzoic acid	ND	0.95		mg/Kg-dry	1	8/10/2014
Benzyl alcohol	ND	0.20		mg/Kg-dry	1	8/10/2014
Bis(2-chloroethoxy)methane	ND	0.20		mg/Kg-dry	1	8/10/2014
Bis(2-chloroethyl)ether	ND	0.20		mg/Kg-dry	1	8/10/2014
Bis(2-ethylhexyl)phthalate	ND	0.95		mg/Kg-dry	1	8/10/2014
4-Bromophenyl phenyl ether	ND	0.20		mg/Kg-dry	1	8/10/2014
Butyl benzyl phthalate	ND	0.20		mg/Kg-dry	1	8/10/2014
Carbazole	0.47	0.20		mg/Kg-dry	1	8/10/2014
4-Chloroaniline	ND	0.20		mg/Kg-dry	1	8/10/2014
4-Chloro-3-methylphenol	ND	0.38		mg/Kg-dry	1	8/10/2014
2-Chloronaphthalene	ND	0.20		mg/Kg-dry	1	8/10/2014
2-Chlorophenol	ND	0.20		mg/Kg-dry	1	8/10/2014
4-Chlorophenyl phenyl ether	ND	0.20		mg/Kg-dry	1	8/10/2014
Chrysene	3.6	0.038		mg/Kg-dry	1	8/10/2014
Dibenz(a,h)anthracene	1.0	0.038		mg/Kg-dry	1	8/10/2014
Dibenzofuran	0.21	0.20		mg/Kg-dry	1	8/10/2014
1,2-Dichlorobenzene	ND	0.20		mg/Kg-dry	1	8/10/2014
1,3-Dichlorobenzene	ND	0.20		mg/Kg-dry	1	8/10/2014
1,4-Dichlorobenzene	ND	0.20		mg/Kg-dry	1	8/10/2014
3,3'-Dichlorobenzidine	ND	0.20		mg/Kg-dry	1	8/10/2014
2,4-Dichlorophenol	ND	0.20		mg/Kg-dry	1	8/10/2014

Qualifiers: ND - Not Detected at the Reporting Limit
 J - Analyte detected below quantitation limits
 B - Analyte detected in the associated Method Blank
 HT - Sample received past holding time
 * - Non-accredited parameter

RL - Reporting / Quantitation Limit for the analysis
 S - Spike Recovery outside accepted recovery limits
 R - RPD outside accepted recovery limits
 E - Value above quantitation range
 H - Holding time exceeded

STAT Analysis Corporation

2242 West Harrison St., Suite 200, Chicago, IL 60612-3766

Tel: (312) 733-0551 Fax: (312) 733-2386 STATinfo@STATAnalysis.com

Accreditations: IEPA ELAP 100445; ORELAP IL300001; AIHA-LAP, LLC 101160; NVLAP LabCode 101202-0

Date Reported: August 11, 2014

ANALYTICAL RESULTS

Date Printed: August 11, 2014

Client: Tetra Tech EM Inc.
 Work Order: 14080033 Revision 0
 Project: TPMHC, Tinley Park
 Lab ID: 14080033-008

Client Sample ID: TP-7
 Collection Date: 7/31/2014 1:40:00 PM
 Matrix: Soil

Analyses	Result	RL	Qualifier	Units	DF	Date Analyzed
Semivolatile Organic Compounds by GC/MS	SW8270C (SW3550B)		Prep Date: 8/6/2014		Analyst: DM	
Diethyl phthalate	ND	0.20		mg/Kg-dry	1	8/10/2014
2,4-Dimethylphenol	ND	0.20		mg/Kg-dry	1	8/10/2014
Dimethyl phthalate	ND	0.20		mg/Kg-dry	1	8/10/2014
4,6-Dinitro-2-methylphenol	ND	0.38		mg/Kg-dry	1	8/10/2014
2,4-Dinitrophenol	ND	0.95		mg/Kg-dry	1	8/10/2014
2,4-Dinitrotoluene	ND	0.038		mg/Kg-dry	1	8/10/2014
2,6-Dinitrotoluene	ND	0.038		mg/Kg-dry	1	8/10/2014
Di-n-butyl phthalate	ND	0.20		mg/Kg-dry	1	8/10/2014
Di-n-octyl phthalate	ND	0.20		mg/Kg-dry	1	8/10/2014
Fluoranthene	8.0	0.19		mg/Kg-dry	5	8/11/2014
Fluorene	0.32	0.038		mg/Kg-dry	1	8/10/2014
Hexachlorobenzene	ND	0.20		mg/Kg-dry	1	8/10/2014
Hexachlorobutadiene	ND	0.20		mg/Kg-dry	1	8/10/2014
Hexachlorocyclopentadiene	ND	0.20		mg/Kg-dry	1	8/10/2014
Hexachloroethane	ND	0.20		mg/Kg-dry	1	8/10/2014
Indeno(1,2,3-cd)pyrene	2.1	0.038		mg/Kg-dry	1	8/10/2014
Isophorone	ND	0.20		mg/Kg-dry	1	8/10/2014
2-Methylnaphthalene	ND	0.20		mg/Kg-dry	1	8/10/2014
2-Methylphenol	ND	0.20		mg/Kg-dry	1	8/10/2014
4-Methylphenol	ND	0.20		mg/Kg-dry	1	8/10/2014
Naphthalene	ND	0.038		mg/Kg-dry	1	8/10/2014
2-Nitroaniline	ND	0.20		mg/Kg-dry	1	8/10/2014
3-Nitroaniline	ND	0.20		mg/Kg-dry	1	8/10/2014
4-Nitroaniline	ND	0.20		mg/Kg-dry	1	8/10/2014
2-Nitrophenol	ND	0.20		mg/Kg-dry	1	8/10/2014
4-Nitrophenol	ND	0.38		mg/Kg-dry	1	8/10/2014
Nitrobenzene	ND	0.038		mg/Kg-dry	1	8/10/2014
N-Nitrosodi-n-propylamine	ND	0.038		mg/Kg-dry	1	8/10/2014
N-Nitrosodimethylamine	ND	0.20		mg/Kg-dry	1	8/10/2014
N-Nitrosodiphenylamine	ND	0.038		mg/Kg-dry	1	8/10/2014
2, 2'-oxybis(1-Chloropropane)	ND	0.20		mg/Kg-dry	1	8/10/2014
Pentachlorophenol	ND	0.077		mg/Kg-dry	1	8/10/2014
Phenanthrene	5.0	0.19		mg/Kg-dry	5	8/11/2014
Phenol	ND	0.20		mg/Kg-dry	1	8/10/2014
Pyrene	6.5	0.19		mg/Kg-dry	5	8/11/2014
Pyridine	ND	0.77		mg/Kg-dry	1	8/10/2014
1,2,4-Trichlorobenzene	ND	0.20		mg/Kg-dry	1	8/10/2014
2,4,5-Trichlorophenol	ND	0.20		mg/Kg-dry	1	8/10/2014

Qualifiers: ND - Not Detected at the Reporting Limit
 J - Analyte detected below quantitation limits
 B - Analyte detected in the associated Method Blank
 HT - Sample received past holding time
 * - Non-accredited parameter

RL - Reporting / Quantitation Limit for the analysis
 S - Spike Recovery outside accepted recovery limits
 R - RPD outside accepted recovery limits
 E - Value above quantitation range
 H - Holding time exceeded

STAT Analysis Corporation

2242 West Harrison St., Suite 200, Chicago, IL 60612-3766

Tel: (312) 733-0551 Fax: (312) 733-2386 STATinfo@STATAnalysis.com

Accreditations: IEPA ELAP 100445; ORELAP IL300001; AIHA-LAP, LLC 101160; NVLAP LabCode 101202-0

Date Reported: August 11, 2014

ANALYTICAL RESULTS

Date Printed: August 11, 2014

Client: Tetra Tech EM Inc.
 Work Order: 14080033 Revision 0
 Project: TPMHC, Tinley Park
 Lab ID: 14080033-008

Client Sample ID: TP-7
 Collection Date: 7/31/2014 1:40:00 PM
 Matrix: Soil

Analyses	Result	RL	Qualifier	Units	DF	Date Analyzed
Semivolatile Organic Compounds by GC/MS	SW8270C (SW3550B)				Prep Date: 8/6/2014	Analyst: DM
2,4,6-Trichlorophenol	ND	0.20		mg/Kg-dry	1	8/10/2014
Cyanide, Total	SW9012A				Prep Date: 8/5/2014	Analyst: YZ
Cyanide	ND	0.29		mg/Kg-dry	1	8/6/2014
pH (25 °C)	SW9045C				Prep Date: 8/7/2014	Analyst: RW
pH	8.2			pH Units	1	8/7/2014
Percent Moisture	D2974				Prep Date: 8/4/2014	Analyst: RW
Percent Moisture	13.1	0.2	*	wt%	1	8/5/2014

Qualifiers: ND - Not Detected at the Reporting Limit
 J - Analyte detected below quantitation limits
 B - Analyte detected in the associated Method Blank
 HT - Sample received past holding time
 * - Non-accredited parameter

RL - Reporting / Quantitation Limit for the analysis
 S - Spike Recovery outside accepted recovery limits
 R - RPD outside accepted recovery limits
 E - Value above quantitation range
 H - Holding time exceeded

Company: Tetra Tech		P.O. No.:					
Project Number:		Quote No.:					
Project Name: TPMHC							
Project Location: Tinby Park							
Sampler(s): CR, AK, SD							
Report To: Tom Hahn		Phone: 312-201-7474					
QC Level: 1 2 3 4		Fax:					
Client Sample Number/Description:		e-mail: Tom.Hahn@tetratech.com					
TP-1	Date Taken: 7/31/14	Time Taken: 0915	Matrix: S	Comp.:	Grab:	Preserv.:	No. of Containers: 4
TP-2	Date Taken: 7/31/14	Time Taken: 1005	Matrix: S	Comp.:	Grab:	Preserv.:	No. of Containers: 4
TP-3	Date Taken: 7/31/14	Time Taken: 1105	Matrix: S	Comp.:	Grab:	Preserv.:	No. of Containers: 6
TP-3-D	Date Taken: 7/31/14	Time Taken: 1105	Matrix: S	Comp.:	Grab:	Preserv.:	No. of Containers: 1
TP-4	Date Taken: 7/31/14	Time Taken: 1140	Matrix: S	Comp.:	Grab:	Preserv.:	No. of Containers: 10
TP-5	Date Taken: 7/31/14	Time Taken: 1230	Matrix: S	Comp.:	Grab:	Preserv.:	No. of Containers: 3
TP-6	Date Taken: 7/31/14	Time Taken: 1305	Matrix: S	Comp.:	Grab:	Preserv.:	No. of Containers: 3
TP-7	Date Taken: 7/31/14	Time Taken: 1340	Matrix: S	Comp.:	Grab:	Preserv.:	No. of Containers: 3

Relinquished by: (Signature) <i>Stacey Duley</i>	Date/Time: 8/1/14 145
Received by: (Signature) <i>[Signature]</i>	Date/Time: 8/1/14 1645
Relinquished by: (Signature)	Date/Time:
Received by: (Signature)	Date/Time:
Relinquished by: (Signature)	Date/Time:
Received by: (Signature)	Date/Time:

Comments:	Laboratory Work Order No.: 14080033
Received on Ice: Yes <input checked="" type="checkbox"/> No <input type="checkbox"/>	Temperature: 5.3 °C

Preservation Code: A = None B = HNO ₃ C = NaOH D = H ₂ SO ₄ E = HCl F = 5035/EnCore G = Other

Sample Receipt Checklist


Client Name **TETRA SAINT LOUIS**

Date and Time Received: **8/1/2014 4:45:00 PM**

Work Order Number **14080033**

Received by: **DO**

Checklist completed by:

Signature 

Date **8/1/14**

Reviewed by:

Initials **FL**

Date **8/1/14**

Matrix:

Carrier name Client Delivered

- Shipping container/cooler in good condition? Yes No Not Present
- Custody seals intact on shipping container/cooler? Yes No Not Present
- Custody seals intact on sample bottles? Yes No Not Present
- Chain of custody present? Yes No
- Chain of custody signed when relinquished and received? Yes No
- Chain of custody agrees with sample labels/containers? Yes No
- Samples in proper container/bottle? Yes No
- Sample containers intact? Yes No
- Sufficient sample volume for indicated test? Yes No
- All samples received within holding time? Yes No
- Container or Temp Blank temperature in compliance? Yes No Temperature **5.3 °C**
- Water - VOA vials have zero headspace? No VOA vials submitted Yes No
- Water - Samples pH checked? Yes No Checked by: _____
- Water - Samples properly preserved? Yes No pH Adjusted? _____

Any No response must be detailed in the comments section below.

Comments:

Client / Person contacted:

Date contacted:

Contacted by:

Response:

STAT Analysis Corporation

2242 West Harrison St., Suite 200, Chicago, IL 60612-3766

Tel: (312) 733-0551 Fax: (312) 733-2386 STATinfo@STATAnalysis.com

Accreditations: IEPA ELAP 100445; ORELAP IL300001; AIHA-LAP, LLC 101160; NVLAP LabCode 101202-0

August 11, 2014

Tetra Tech EM Inc.
1 South Wacker Drive
Chicago, IL 60606

Telephone: (312) 946-6474
Fax: (312) 938-0118

Analytical Report for STAT Work Order: 14080039 Revision 0

RE: TPMHC, Tinley Park

Dear Tom Hahne:

STAT Analysis received 17 samples for the referenced project on 8/1/2014 4:45:00 PM. The analytical results are presented in the following report.

All analyses were performed in accordance with the requirements of 35 IAC Part 186 / NELAC standards. Analyses were performed in accordance with methods as referenced on the analytical report. Those analytical results expressed on a dry weight basis are also noted on the analytical report.

All analyses were performed within established holding time criteria, and all Quality Control criteria met EPA or laboratory specifications except when noted in the Case Narrative or Analytical Report. If required, an estimate of uncertainty for the analyses can be provided. A listing of accredited methods/parameters can also be provided.

Thank you for the opportunity to serve you and I look forward to working with you in the future. If you have any questions regarding the enclosed materials, please contact me at (312) 733-0551.

Sincerely,



Frank Capoccia
Project Manager

The information contained in this report and any attachments is confidential information intended only for the use of the individual or entities named above. The results of this report relate only to the samples tested. If you have received this report in error, please notify us immediately by phone. This report shall not be reproduced, except in its entirety, unless written approval has been obtained from the laboratory. This analytical report shall become property of the Customer upon payment in full. Otherwise, STAT will be under no obligation to support, defend or discuss the analytical report.

Client: Tetra Tech EM Inc.
Project: TPMHC, Tinley Park
Work Order: 14080039 Revision 0

Work Order Sample Summary

Lab Sample ID	Client Sample ID	Tag Number	Collection Date	Date Received
14080039-001A	Cottage -T-SS- 1		7/31/2014 8:13:00 AM	8/1/2014
14080039-002A	Cottage -T-SS- 1 -D		7/31/2014 8:13:00 AM	8/1/2014
14080039-003A	Pine -T-SS- 1		7/31/2014 2:47:00 PM	8/1/2014
14080039-004A	LP-1		7/31/2014 9:30:00 AM	8/1/2014
14080039-005A	HDC-AST-SB-1		7/31/2014 11:25:00 AM	8/1/2014
14080039-005B	HDC-AST-SB-1		7/31/2014 11:25:00 AM	8/1/2014
14080039-006A	HDC-AST-SB-1-D		7/31/2014 11:25:00 AM	8/1/2014
14080039-006B	HDC-AST-SB-1-D		7/31/2014 11:25:00 AM	8/1/2014
14080039-007A	HDC-AST-SB-2		7/31/2014 11:55:00 AM	8/1/2014
14080039-007B	HDC-AST-SB-2		7/31/2014 11:55:00 AM	8/1/2014
14080039-008A	HDC-AST-SB-3		7/31/2014 1:20:00 PM	8/1/2014
14080039-008B	HDC-AST-SB-3		7/31/2014 1:20:00 PM	8/1/2014
14080039-009A	HDC-AST-SB-4		7/31/2014 1:45:00 PM	8/1/2014
14080039-009B	HDC-AST-SB-4		7/31/2014 1:45:00 PM	8/1/2014
14080039-010A	HDC-AST-SB-5		7/31/2014 2:10:00 PM	8/1/2014
14080039-010B	HDC-AST-SB-5		7/31/2014 2:10:00 PM	8/1/2014
14080039-011A	PP -T-SS- 1		7/31/2014 9:20:00 AM	8/1/2014
14080039-012A	PP -SB-1A		7/31/2014 10:15:00 AM	8/1/2014
14080039-012B	PP -SB-1A		7/31/2014 10:15:00 AM	8/1/2014
14080039-013A	PP -SB- 2A		7/31/2014 10:44:00 AM	8/1/2014
14080039-013B	PP -SB- 2A		7/31/2014 10:44:00 AM	8/1/2014
14080039-014A	Oak -UST-SB- 1		8/1/2014 9:45:00 AM	8/1/2014
14080039-014B	Oak -UST-SB- 1		8/1/2014 9:45:00 AM	8/1/2014
14080039-015A	Pine -UST-SB- 1		8/1/2014 10:30:00 AM	8/1/2014
14080039-015B	Pine -UST-SB- 1		8/1/2014 10:30:00 AM	8/1/2014
14080039-016A	Maple -UST-SB- 1		8/1/2014 1:45:00 PM	8/1/2014
14080039-016B	Maple -UST-SB- 1		8/1/2014 1:45:00 PM	8/1/2014
14080039-017A	WTP -SB- 01		8/1/2014 2:00:00 PM	8/1/2014
14080039-017B	WTP -SB- 01		8/1/2014 2:00:00 PM	8/1/2014

STAT Analysis Corporation

2242 West Harrison St., Suite 200, Chicago, IL 60612-3766

Tel: (312) 733-0551 Fax: (312) 733-2386 STATinfo@STATAnalysis.com

Accreditations: IEPA ELAP 100445; ORELAP IL300001; AIHA-LAP, LLC 101160; NVLAP LabCode 101202-0

Date Reported: August 11, 2014

ANALYTICAL RESULTS

Date Printed: August 11, 2014

Client: Tetra Tech EM Inc.
 Work Order: 14080039 Revision 0
 Project: TPMHC, Tinley Park
 Lab ID: 14080039-001

Client Sample ID: Cottage -T-SS- 1
 Collection Date: 7/31/2014 8:13:00 AM
 Matrix: Soil

Analyses	Result	RL	Qualifier	Units	DF	Date Analyzed
PCBs	SW8082 (SW3550B)				Prep Date: 8/7/2014	Analyst: GVC
Aroclor 1016	ND	0.10		mg/Kg-dry	1	8/7/2014
Aroclor 1221	ND	0.10		mg/Kg-dry	1	8/7/2014
Aroclor 1232	ND	0.10		mg/Kg-dry	1	8/7/2014
Aroclor 1242	ND	0.10		mg/Kg-dry	1	8/7/2014
Aroclor 1248	ND	0.10		mg/Kg-dry	1	8/7/2014
Aroclor 1254	ND	0.10		mg/Kg-dry	1	8/7/2014
Aroclor 1260	ND	0.10		mg/Kg-dry	1	8/7/2014
Percent Moisture	D2974				Prep Date: 8/4/2014	Analyst: RW
Percent Moisture	24.2	0.2	*	wt%	1	8/5/2014

Qualifiers: ND - Not Detected at the Reporting Limit
 J - Analyte detected below quantitation limits
 B - Analyte detected in the associated Method Blank
 HT - Sample received past holding time
 * - Non-accredited parameter

RL - Reporting / Quantitation Limit for the analysis
 S - Spike Recovery outside accepted recovery limits
 R - RPD outside accepted recovery limits
 E - Value above quantitation range
 H - Holding time exceeded

STAT Analysis Corporation

2242 West Harrison St., Suite 200, Chicago, IL 60612-3766

Tel: (312) 733-0551 Fax: (312) 733-2386 STATinfo@STATAnalysis.com

Accreditations: IEPA ELAP 100445; ORELAP IL300001; AIHA-LAP, LLC 101160; NVLAP LabCode 101202-0

Date Reported: August 11, 2014

ANALYTICAL RESULTS

Date Printed: August 11, 2014

Client: Tetra Tech EM Inc.
 Work Order: 14080039 Revision 0
 Project: TPMHC, Tinley Park
 Lab ID: 14080039-002

Client Sample ID: Cottage -T-SS- 1 -D
 Collection Date: 7/31/2014 8:13:00 AM
 Matrix: Soil

Analyses	Result	RL	Qualifier	Units	DF	Date Analyzed
PCBs	SW8082 (SW3550B)				Prep Date: 8/7/2014	Analyst: GVC
Aroclor 1016	ND	0.12		mg/Kg-dry	1	8/7/2014
Aroclor 1221	ND	0.12		mg/Kg-dry	1	8/7/2014
Aroclor 1232	ND	0.12		mg/Kg-dry	1	8/7/2014
Aroclor 1242	ND	0.12		mg/Kg-dry	1	8/7/2014
Aroclor 1248	ND	0.12		mg/Kg-dry	1	8/7/2014
Aroclor 1254	ND	0.12		mg/Kg-dry	1	8/7/2014
Aroclor 1260	ND	0.12		mg/Kg-dry	1	8/7/2014
Percent Moisture	D2974				Prep Date: 8/4/2014	Analyst: RW
Percent Moisture	31.9	0.2	*	wt%	1	8/5/2014

Qualifiers:
 ND - Not Detected at the Reporting Limit
 J - Analyte detected below quantitation limits
 B - Analyte detected in the associated Method Blank
 HT - Sample received past holding time
 * - Non-accredited parameter

RL - Reporting / Quantitation Limit for the analysis
 S - Spike Recovery outside accepted recovery limits
 R - RPD outside accepted recovery limits
 E - Value above quantitation range
 H - Holding time exceeded

STAT Analysis Corporation

2242 West Harrison St., Suite 200, Chicago, IL 60612-3766

Tel: (312) 733-0551 Fax: (312) 733-2386 STATinfo@STATAnalysis.com

Accreditations: IEPA ELAP 100445; ORELAP IL300001; AIHA-LAP, LLC 101160; NVLAP LabCode 101202-0

Date Reported: August 11, 2014

ANALYTICAL RESULTS

Date Printed: August 11, 2014

Client: Tetra Tech EM Inc.
 Work Order: 14080039 Revision 0
 Project: TPMHC, Tinley Park
 Lab ID: 14080039-003

Client Sample ID: Pine -T-SS- 1
 Collection Date: 7/31/2014 2:47:00 PM
 Matrix: Soil

Analyses	Result	RL	Qualifier	Units	DF	Date Analyzed
PCBs	SW8082 (SW3550B)				Prep Date: 8/7/2014	Analyst: GVC
Aroclor 1016	ND	0.088		mg/Kg-dry	1	8/8/2014
Aroclor 1221	ND	0.088		mg/Kg-dry	1	8/8/2014
Aroclor 1232	ND	0.088		mg/Kg-dry	1	8/8/2014
Aroclor 1242	ND	0.088		mg/Kg-dry	1	8/8/2014
Aroclor 1248	ND	0.088		mg/Kg-dry	1	8/8/2014
Aroclor 1254	0.17	0.088		mg/Kg-dry	1	8/8/2014
Aroclor 1260	0.16	0.088		mg/Kg-dry	1	8/8/2014
Percent Moisture	D2974				Prep Date: 8/4/2014	Analyst: RW
Percent Moisture	9.7	0.2	*	wt%	1	8/5/2014

Qualifiers: ND - Not Detected at the Reporting Limit
 J - Analyte detected below quantitation limits
 B - Analyte detected in the associated Method Blank
 HT - Sample received past holding time
 * - Non-accredited parameter

RL - Reporting / Quantitation Limit for the analysis
 S - Spike Recovery outside accepted recovery limits
 R - RPD outside accepted recovery limits
 E - Value above quantitation range
 H - Holding time exceeded

STAT Analysis Corporation

2242 West Harrison St., Suite 200, Chicago, IL 60612-3766

Tel: (312) 733-0551 Fax: (312) 733-2386 STATinfo@STATAnalysis.com

Accreditations: IEPA ELAP 100445; ORELAP IL300001; AIHA-LAP, LLC 101160; NVLAP LabCode 101202-0

Date Reported: August 11, 2014

ANALYTICAL RESULTS

Date Printed: August 11, 2014

Client: Tetra Tech EM Inc.
Work Order: 14080039 Revision 0
Project: TPMHC, Tinley Park
Lab ID: 14080039-004

Client Sample ID: LP-1
Collection Date: 7/31/2014 9:30:00 AM
Matrix: Soil

Analyses	Result	RL	Qualifier	Units	DF	Date Analyzed
TCLP Mercury	SW1311/7470A					Prep Date: 8/6/2014 Analyst: LB
Mercury	ND	0.00020		mg/L	1	8/6/2014
Mercury	SW7471A					Prep Date: 8/6/2014 Analyst: LB
Mercury	0.35	0.033		mg/Kg-dry	1	8/6/2014
Metals by ICP/MS	SW6020 (SW3050B)					Prep Date: 8/5/2014 Analyst: JG
Aluminum	5200	310		mg/Kg-dry	100	8/6/2014
Antimony	ND	3.1		mg/Kg-dry	10	8/6/2014
Arsenic	1.9	1.5		mg/Kg-dry	10	8/6/2014
Barium	54	1.5		mg/Kg-dry	10	8/6/2014
Beryllium	ND	0.76		mg/Kg-dry	10	8/6/2014
Cadmium	ND	0.76		mg/Kg-dry	10	8/6/2014
Calcium	430000	920		mg/Kg-dry	100	8/6/2014
Chromium	3.6	1.5		mg/Kg-dry	10	8/6/2014
Cobalt	ND	1.5		mg/Kg-dry	10	8/6/2014
Copper	ND	3.8		mg/Kg-dry	10	8/6/2014
Iron	6000	460		mg/Kg-dry	100	8/6/2014
Lead	14	0.76		mg/Kg-dry	10	8/6/2014
Magnesium	37000	460		mg/Kg-dry	100	8/6/2014
Manganese	62	1.5		mg/Kg-dry	10	8/6/2014
Nickel	8.0	1.5		mg/Kg-dry	10	8/6/2014
Potassium	90	46		mg/Kg-dry	10	8/6/2014
Selenium	ND	1.5		mg/Kg-dry	10	8/6/2014
Silver	ND	1.5		mg/Kg-dry	10	8/6/2014
Sodium	560	92		mg/Kg-dry	10	8/6/2014
Thallium	ND	1.5		mg/Kg-dry	10	8/6/2014
Vanadium	4.2	1.5		mg/Kg-dry	10	8/6/2014
Zinc	18	7.6		mg/Kg-dry	10	8/6/2014
TCLP Metals by ICP/MS	SW1311/6020 (SW3005A)					Prep Date: 8/6/2014 Analyst: JG
Arsenic	ND	0.010		mg/L	5	8/7/2014
Barium	0.48	0.050		mg/L	5	8/7/2014
Cadmium	ND	0.0050		mg/L	5	8/7/2014
Chromium	ND	0.010		mg/L	5	8/7/2014
Lead	ND	0.0050		mg/L	5	8/7/2014
Selenium	ND	0.010		mg/L	5	8/7/2014
Silver	ND	0.010		mg/L	5	8/7/2014
Cyanide, Reactive	SW7.3.3.2					Prep Date: 8/7/2014 Analyst: YZ
Reactive Cyanide	ND	1.0		mg/Kg	1	8/7/2014

Qualifiers:
 ND - Not Detected at the Reporting Limit
 J - Analyte detected below quantitation limits
 B - Analyte detected in the associated Method Blank
 HT - Sample received past holding time
 * - Non-accredited parameter

RL - Reporting / Quantitation Limit for the analysis
 S - Spike Recovery outside accepted recovery limits
 R - RPD outside accepted recovery limits
 E - Value above quantitation range
 H - Holding time exceeded

STAT Analysis Corporation

2242 West Harrison St., Suite 200, Chicago, IL 60612-3766

Tel: (312) 733-0551 Fax: (312) 733-2386 STATinfo@STATAnalysis.com

Accreditations: IEPA ELAP 100445; ORELAP IL300001; AIHA-LAP, LLC 101160; NVLAP LabCode 101202-0

Date Reported: August 11, 2014

ANALYTICAL RESULTS

Date Printed: August 11, 2014

Client: Tetra Tech EM Inc.
 Work Order: 14080039 Revision 0
 Project: TPMHC, Tinley Park
 Lab ID: 14080039-004

Client Sample ID: LP-1
 Collection Date: 7/31/2014 9:30:00 AM
 Matrix: Soil

Analyses	Result	RL	Qualifier	Units	DF	Date Analyzed
Cyanide, Total	SW9012A				Prep Date: 8/6/2014	Analyst: YZ
Cyanide	ND	0.45		mg/Kg-dry	1	8/7/2014
Flash Point (Open-Cup)	SW1010(M)				Prep Date: 8/5/2014	Analyst: RW
Flashpoint	No flash up to 212		*	°F	1	8/5/2014
Paint Filter	SW9095A				Prep Date: 8/5/2014	Analyst: RW
Paint Filter	Pass			Pass/Fail	1	8/5/2014
pH (25 °C)	SW9045C				Prep Date: 8/7/2014	Analyst: RW
pH	9.3			pH Units	1	8/7/2014
Percent Moisture	D2974				Prep Date: 8/4/2014	Analyst: RW
Percent Moisture	44.7	0.2	*	wt%	1	8/5/2014
Sulfide, Reactive	SW7.3.4.2				Prep Date: 8/7/2014	Analyst: YZ
Reactive Sulfide	ND	10		mg/Kg	1	8/7/2014

Qualifiers:	ND - Not Detected at the Reporting Limit	RL - Reporting / Quantitation Limit for the analysis
	J - Analyte detected below quantitation limits	S - Spike Recovery outside accepted recovery limits
	B - Analyte detected in the associated Method Blank	R - RPD outside accepted recovery limits
	HT - Sample received past holding time	E - Value above quantitation range
	* - Non-accredited parameter	H - Holding time exceeded

STAT Analysis Corporation

2242 West Harrison St., Suite 200, Chicago, IL 60612-3766

Tel: (312) 733-0551 Fax: (312) 733-2386 STATinfo@STATAnalysis.com

Accreditations: IEPA ELAP 100445; ORELAP IL300001; AIHA-LAP, LLC 101160; NVLAP LabCode 101202-0

Date Reported: August 11, 2014

ANALYTICAL RESULTS

Date Printed: August 11, 2014

Client: Tetra Tech EM Inc.
 Work Order: 14080039 Revision 0
 Project: TPMHC, Tinley Park
 Lab ID: 14080039-005

Client Sample ID: HDC-AST-SB-1
 Collection Date: 7/31/2014 11:25:00 AM
 Matrix: Soil

Analyses	Result	RL	Qualifier	Units	DF	Date Analyzed
Polynuclear Aromatic Hydrocarbons by GC/MS						
	SW8270C (SW3550B)		Prep Date: 8/6/2014		Analyst: DM	
Acenaphthene	ND	0.042		mg/Kg-dry	1	8/8/2014
Acenaphthylene	ND	0.042		mg/Kg-dry	1	8/8/2014
Anthracene	ND	0.042		mg/Kg-dry	1	8/8/2014
Benzo(a)anthracene	ND	0.042		mg/Kg-dry	1	8/8/2014
Benzo(a)pyrene	ND	0.042		mg/Kg-dry	1	8/8/2014
Benzo(b)fluoranthene	ND	0.042		mg/Kg-dry	1	8/8/2014
Benzo(g,h,i)perylene	ND	0.042		mg/Kg-dry	1	8/8/2014
Benzo(k)fluoranthene	ND	0.042		mg/Kg-dry	1	8/8/2014
Chrysene	ND	0.042		mg/Kg-dry	1	8/8/2014
Dibenz(a,h)anthracene	ND	0.042		mg/Kg-dry	1	8/8/2014
Fluoranthene	ND	0.042		mg/Kg-dry	1	8/8/2014
Fluorene	ND	0.042		mg/Kg-dry	1	8/8/2014
Indeno(1,2,3-cd)pyrene	ND	0.042		mg/Kg-dry	1	8/8/2014
Naphthalene	ND	0.042		mg/Kg-dry	1	8/8/2014
Phenanthrene	ND	0.042		mg/Kg-dry	1	8/8/2014
Pyrene	ND	0.042		mg/Kg-dry	1	8/8/2014
BTEX by GC/MS						
	SW5035/8260B		Prep Date: 8/4/2014		Analyst: ERP	
Benzene	ND	0.0048		mg/Kg-dry	1	8/7/2014
Ethylbenzene	ND	0.0048		mg/Kg-dry	1	8/7/2014
Toluene	ND	0.0048		mg/Kg-dry	1	8/7/2014
Xylenes, Total	ND	0.014		mg/Kg-dry	1	8/7/2014
Percent Moisture						
	D2974		Prep Date: 8/4/2014		Analyst: RW	
Percent Moisture	20.9	0.2	*	wt%	1	8/5/2014

Qualifiers: ND - Not Detected at the Reporting Limit
 J - Analyte detected below quantitation limits
 B - Analyte detected in the associated Method Blank
 HT - Sample received past holding time
 * - Non-accredited parameter

RL - Reporting / Quantitation Limit for the analysis
 S - Spike Recovery outside accepted recovery limits
 R - RPD outside accepted recovery limits
 E - Value above quantitation range
 H - Holding time exceeded

STAT Analysis Corporation

2242 West Harrison St., Suite 200, Chicago, IL 60612-3766

Tel: (312) 733-0551 Fax: (312) 733-2386 STATinfo@STATAnalysis.com

Accreditations: IEPA ELAP 100445; ORELAP IL300001; AIHA-LAP, LLC 101160; NVLAP LabCode 101202-0

Date Reported: August 11, 2014

ANALYTICAL RESULTS

Date Printed: August 11, 2014

Client: Tetra Tech EM Inc.
 Work Order: 14080039 Revision 0
 Project: TPMHC, Tinley Park
 Lab ID: 14080039-006

Client Sample ID: HDC-AST-SB-1-D
 Collection Date: 7/31/2014 11:25:00 AM
 Matrix: Soil

Analyses	Result	RL	Qualifier	Units	DF	Date Analyzed
Polynuclear Aromatic Hydrocarbons by GC/MS	SW8270C (SW3550B)		Prep Date: 8/6/2014		Analyst: DM	
Acenaphthene	ND	0.041		mg/Kg-dry	1	8/8/2014
Acenaphthylene	ND	0.041		mg/Kg-dry	1	8/8/2014
Anthracene	ND	0.041		mg/Kg-dry	1	8/8/2014
Benzo(a)anthracene	ND	0.041		mg/Kg-dry	1	8/8/2014
Benzo(a)pyrene	ND	0.041		mg/Kg-dry	1	8/8/2014
Benzo(b)fluoranthene	ND	0.041		mg/Kg-dry	1	8/8/2014
Benzo(g,h,i)perylene	ND	0.041		mg/Kg-dry	1	8/8/2014
Benzo(k)fluoranthene	ND	0.041		mg/Kg-dry	1	8/8/2014
Chrysene	ND	0.041		mg/Kg-dry	1	8/8/2014
Dibenz(a,h)anthracene	ND	0.041		mg/Kg-dry	1	8/8/2014
Fluoranthene	ND	0.041		mg/Kg-dry	1	8/8/2014
Fluorene	ND	0.041		mg/Kg-dry	1	8/8/2014
Indeno(1,2,3-cd)pyrene	ND	0.041		mg/Kg-dry	1	8/8/2014
Naphthalene	ND	0.041		mg/Kg-dry	1	8/8/2014
Phenanthrene	ND	0.041		mg/Kg-dry	1	8/8/2014
Pyrene	ND	0.041		mg/Kg-dry	1	8/8/2014
BTEX by GC/MS	SW5035/8260B		Prep Date: 8/4/2014		Analyst: ERP	
Benzene	ND	0.0074		mg/Kg-dry	1	8/7/2014
Ethylbenzene	ND	0.0074		mg/Kg-dry	1	8/7/2014
Toluene	ND	0.0074		mg/Kg-dry	1	8/7/2014
Xylenes, Total	ND	0.022		mg/Kg-dry	1	8/7/2014
Percent Moisture	D2974		Prep Date: 8/4/2014		Analyst: RW	
Percent Moisture	20.0	0.2	*	wt%	1	8/5/2014

Qualifiers:
 ND - Not Detected at the Reporting Limit
 J - Analyte detected below quantitation limits
 B - Analyte detected in the associated Method Blank
 HT - Sample received past holding time
 * - Non-accredited parameter

RL - Reporting / Quantitation Limit for the analysis
 S - Spike Recovery outside accepted recovery limits
 R - RPD outside accepted recovery limits
 E - Value above quantitation range
 H - Holding time exceeded

STAT Analysis Corporation

2242 West Harrison St., Suite 200, Chicago, IL 60612-3766

Tel: (312) 733-0551 Fax: (312) 733-2386 STATinfo@STATAnalysis.com

Accreditations: IEPA ELAP 100445; ORELAP IL300001; AIHA-LAP, LLC 101160; NVLAP LabCode 101202-0

Date Reported: August 11, 2014

ANALYTICAL RESULTS

Date Printed: August 11, 2014

Client: Tetra Tech EM Inc.
 Work Order: 14080039 Revision 0
 Project: TPMHC, Tinley Park
 Lab ID: 14080039-007

Client Sample ID: HDC-AST-SB-2
 Collection Date: 7/31/2014 11:55:00 AM
 Matrix: Soil

Analyses	Result	RL	Qualifier	Units	DF	Date Analyzed
Polynuclear Aromatic Hydrocarbons by GC/MS	SW8270C (SW3550B)		Prep Date: 8/6/2014		Analyst: DM	
Acenaphthene	ND	0.039		mg/Kg-dry	1	8/10/2014
Acenaphthylene	ND	0.039		mg/Kg-dry	1	8/10/2014
Anthracene	ND	0.039		mg/Kg-dry	1	8/10/2014
Benzo(a)anthracene	ND	0.039		mg/Kg-dry	1	8/10/2014
Benzo(a)pyrene	ND	0.039		mg/Kg-dry	1	8/10/2014
Benzo(b)fluoranthene	ND	0.039		mg/Kg-dry	1	8/10/2014
Benzo(g,h,i)perylene	ND	0.039		mg/Kg-dry	1	8/10/2014
Benzo(k)fluoranthene	ND	0.039		mg/Kg-dry	1	8/10/2014
Chrysene	ND	0.039		mg/Kg-dry	1	8/10/2014
Dibenz(a,h)anthracene	ND	0.039		mg/Kg-dry	1	8/10/2014
Fluoranthene	ND	0.039		mg/Kg-dry	1	8/10/2014
Fluorene	ND	0.039		mg/Kg-dry	1	8/10/2014
Indeno(1,2,3-cd)pyrene	ND	0.039		mg/Kg-dry	1	8/10/2014
Naphthalene	ND	0.039		mg/Kg-dry	1	8/10/2014
Phenanthrene	ND	0.039		mg/Kg-dry	1	8/10/2014
Pyrene	ND	0.039		mg/Kg-dry	1	8/10/2014
BTEX by GC/MS	SW5035/8260B		Prep Date: 8/4/2014		Analyst: ERP	
Benzene	ND	0.0042		mg/Kg-dry	1	8/7/2014
Ethylbenzene	ND	0.0042		mg/Kg-dry	1	8/7/2014
Toluene	ND	0.0042		mg/Kg-dry	1	8/7/2014
Xylenes, Total	ND	0.013		mg/Kg-dry	1	8/7/2014
Percent Moisture	D2974		Prep Date: 8/4/2014		Analyst: RW	
Percent Moisture	14.5	0.2	*	wt%	1	8/5/2014

Qualifiers:
 ND - Not Detected at the Reporting Limit
 J - Analyte detected below quantitation limits
 B - Analyte detected in the associated Method Blank
 HT - Sample received past holding time
 * - Non-accredited parameter

RL - Reporting / Quantitation Limit for the analysis
 S - Spike Recovery outside accepted recovery limits
 R - RPD outside accepted recovery limits
 E - Value above quantitation range
 H - Holding time exceeded

STAT Analysis Corporation

2242 West Harrison St., Suite 200, Chicago, IL 60612-3766

Tel: (312) 733-0551 Fax: (312) 733-2386 STATinfo@STATAnalysis.com

Accreditations: IEPA ELAP 100445; ORELAP IL300001; AIHA-LAP, LLC 101160; NVLAP LabCode 101202-0

Date Reported: August 11, 2014

ANALYTICAL RESULTS

Date Printed: August 11, 2014

Client: Tetra Tech EM Inc.
 Work Order: 14080039 Revision 0
 Project: TPMHC, Tinley Park
 Lab ID: 14080039-008

Client Sample ID: HDC-AST-SB-3
 Collection Date: 7/31/2014 1:20:00 PM
 Matrix: Soil

Analyses	Result	RL	Qualifier	Units	DF	Date Analyzed
Polynuclear Aromatic Hydrocarbons by GC/MS	SW8270C (SW3550B)		Prep Date: 8/7/2014		Analyst: DM	
Acenaphthene	ND	0.038		mg/Kg-dry	1	8/10/2014
Acenaphthylene	ND	0.038		mg/Kg-dry	1	8/10/2014
Anthracene	ND	0.038		mg/Kg-dry	1	8/10/2014
Benzo(a)anthracene	ND	0.038		mg/Kg-dry	1	8/10/2014
Benzo(a)pyrene	ND	0.038		mg/Kg-dry	1	8/10/2014
Benzo(b)fluoranthene	ND	0.038		mg/Kg-dry	1	8/10/2014
Benzo(g,h,i)perylene	ND	0.038		mg/Kg-dry	1	8/10/2014
Benzo(k)fluoranthene	ND	0.038		mg/Kg-dry	1	8/10/2014
Chrysene	ND	0.038		mg/Kg-dry	1	8/10/2014
Dibenz(a,h)anthracene	ND	0.038		mg/Kg-dry	1	8/10/2014
Fluoranthene	ND	0.038		mg/Kg-dry	1	8/10/2014
Fluorene	ND	0.038		mg/Kg-dry	1	8/10/2014
Indeno(1,2,3-cd)pyrene	ND	0.038		mg/Kg-dry	1	8/10/2014
Naphthalene	ND	0.038		mg/Kg-dry	1	8/10/2014
Phenanthrene	ND	0.038		mg/Kg-dry	1	8/10/2014
Pyrene	ND	0.038		mg/Kg-dry	1	8/10/2014
BTEX by GC/MS	SW5035/8260B		Prep Date: 8/4/2014		Analyst: ERP	
Benzene	0.039	0.0038		mg/Kg-dry	1	8/7/2014
Ethylbenzene	ND	0.0038		mg/Kg-dry	1	8/7/2014
Toluene	0.0070	0.0038		mg/Kg-dry	1	8/7/2014
Xylenes, Total	ND	0.011		mg/Kg-dry	1	8/7/2014
Percent Moisture	D2974		Prep Date: 8/4/2014		Analyst: RW	
Percent Moisture	14.4	0.2	*	wt%	1	8/5/2014

Qualifiers: ND - Not Detected at the Reporting Limit
 J - Analyte detected below quantitation limits
 B - Analyte detected in the associated Method Blank
 HT - Sample received past holding time
 * - Non-accredited parameter

RL - Reporting / Quantitation Limit for the analysis
 S - Spike Recovery outside accepted recovery limits
 R - RPD outside accepted recovery limits
 E - Value above quantitation range
 H - Holding time exceeded

STAT Analysis Corporation

2242 West Harrison St., Suite 200, Chicago, IL 60612-3766

Tel: (312) 733-0551 Fax: (312) 733-2386 STATinfo@STATAnalysis.com

Accreditations: IEPA ELAP 100445; ORELAP IL300001; AIHA-LAP, LLC 101160; NVLAP LabCode 101202-0

Date Reported: August 11, 2014

ANALYTICAL RESULTS

Date Printed: August 11, 2014

Client: Tetra Tech EM Inc.
 Work Order: 14080039 Revision 0
 Project: TPMHC, Tinley Park
 Lab ID: 14080039-009

Client Sample ID: HDC-AST-SB-4
 Collection Date: 7/31/2014 1:45:00 PM
 Matrix: Soil

Analyses	Result	RL	Qualifier	Units	DF	Date Analyzed
Polynuclear Aromatic Hydrocarbons by GC/MS	SW8270C (SW3550B)		Prep Date: 8/7/2014		Analyst: DM	
Acenaphthene	ND	0.041		mg/Kg-dry	1	8/10/2014
Acenaphthylene	ND	0.041		mg/Kg-dry	1	8/10/2014
Anthracene	ND	0.041		mg/Kg-dry	1	8/10/2014
Benzo(a)anthracene	ND	0.041		mg/Kg-dry	1	8/10/2014
Benzo(a)pyrene	ND	0.041		mg/Kg-dry	1	8/10/2014
Benzo(b)fluoranthene	ND	0.041		mg/Kg-dry	1	8/10/2014
Benzo(g,h,i)perylene	ND	0.041		mg/Kg-dry	1	8/10/2014
Benzo(k)fluoranthene	ND	0.041		mg/Kg-dry	1	8/10/2014
Chrysene	ND	0.041		mg/Kg-dry	1	8/10/2014
Dibenz(a,h)anthracene	ND	0.041		mg/Kg-dry	1	8/10/2014
Fluoranthene	ND	0.041		mg/Kg-dry	1	8/10/2014
Fluorene	ND	0.041		mg/Kg-dry	1	8/10/2014
Indeno(1,2,3-cd)pyrene	ND	0.041		mg/Kg-dry	1	8/10/2014
Naphthalene	ND	0.041		mg/Kg-dry	1	8/10/2014
Phenanthrene	ND	0.041		mg/Kg-dry	1	8/10/2014
Pyrene	ND	0.041		mg/Kg-dry	1	8/10/2014
BTEX by GC/MS	SW5035/8260B		Prep Date: 8/4/2014		Analyst: ERP	
Benzene	ND	0.0046		mg/Kg-dry	1	8/7/2014
Ethylbenzene	ND	0.0046		mg/Kg-dry	1	8/7/2014
Toluene	ND	0.0046		mg/Kg-dry	1	8/7/2014
Xylenes, Total	ND	0.014		mg/Kg-dry	1	8/7/2014
Percent Moisture	D2974		Prep Date: 8/4/2014		Analyst: RW	
Percent Moisture	19.8	0.2	*	wt%	1	8/5/2014

Qualifiers:
 ND - Not Detected at the Reporting Limit
 J - Analyte detected below quantitation limits
 B - Analyte detected in the associated Method Blank
 HT - Sample received past holding time
 * - Non-accredited parameter

RL - Reporting / Quantitation Limit for the analysis
 S - Spike Recovery outside accepted recovery limits
 R - RPD outside accepted recovery limits
 E - Value above quantitation range
 H - Holding time exceeded

STAT Analysis Corporation

2242 West Harrison St., Suite 200, Chicago, IL 60612-3766

Tel: (312) 733-0551 Fax: (312) 733-2386 STATinfo@STATAnalysis.com

Accreditations: IEPA ELAP 100445; ORELAP IL300001; AIHA-LAP, LLC 101160; NVLAP LabCode 101202-0

Date Reported: August 11, 2014

ANALYTICAL RESULTS

Date Printed: August 11, 2014

Client: Tetra Tech EM Inc.
 Work Order: 14080039 Revision 0
 Project: TPMHC, Tinley Park
 Lab ID: 14080039-010

Client Sample ID: HDC-AST-SB-5
 Collection Date: 7/31/2014 2:10:00 PM
 Matrix: Soil

Analyses	Result	RL	Qualifier	Units	DF	Date Analyzed
Polynuclear Aromatic Hydrocarbons by GC/MS	SW8270C (SW3550B)		Prep Date: 8/7/2014		Analyst: DM	
Acenaphthene	ND	0.040		mg/Kg-dry	1	8/8/2014
Acenaphthylene	ND	0.040		mg/Kg-dry	1	8/8/2014
Anthracene	ND	0.040		mg/Kg-dry	1	8/8/2014
Benzo(a)anthracene	ND	0.040		mg/Kg-dry	1	8/8/2014
Benzo(a)pyrene	ND	0.040		mg/Kg-dry	1	8/8/2014
Benzo(b)fluoranthene	ND	0.040		mg/Kg-dry	1	8/8/2014
Benzo(g,h,i)perylene	ND	0.040		mg/Kg-dry	1	8/8/2014
Benzo(k)fluoranthene	ND	0.040		mg/Kg-dry	1	8/8/2014
Chrysene	ND	0.040		mg/Kg-dry	1	8/8/2014
Dibenz(a,h)anthracene	ND	0.040		mg/Kg-dry	1	8/8/2014
Fluoranthene	ND	0.040		mg/Kg-dry	1	8/8/2014
Fluorene	ND	0.040		mg/Kg-dry	1	8/8/2014
Indeno(1,2,3-cd)pyrene	ND	0.040		mg/Kg-dry	1	8/8/2014
Naphthalene	ND	0.040		mg/Kg-dry	1	8/8/2014
Phenanthrene	ND	0.040		mg/Kg-dry	1	8/8/2014
Pyrene	ND	0.040		mg/Kg-dry	1	8/8/2014
BTEX by GC/MS	SW5035/8260B		Prep Date: 8/4/2014		Analyst: ERP	
Benzene	ND	0.0043		mg/Kg-dry	1	8/7/2014
Ethylbenzene	ND	0.0043		mg/Kg-dry	1	8/7/2014
Toluene	ND	0.0043		mg/Kg-dry	1	8/7/2014
Xylenes, Total	ND	0.013		mg/Kg-dry	1	8/7/2014
Percent Moisture	D2974		Prep Date: 8/4/2014		Analyst: RW	
Percent Moisture	17.6	0.2	*	wt%	1	8/5/2014

Qualifiers:
 ND - Not Detected at the Reporting Limit
 J - Analyte detected below quantitation limits
 B - Analyte detected in the associated Method Blank
 HT - Sample received past holding time
 * - Non-accredited parameter

RL - Reporting / Quantitation Limit for the analysis
 S - Spike Recovery outside accepted recovery limits
 R - RPD outside accepted recovery limits
 E - Value above quantitation range
 H - Holding time exceeded

STAT Analysis Corporation

2242 West Harrison St., Suite 200, Chicago, IL 60612-3766

Tel: (312) 733-0551 Fax: (312) 733-2386 STATinfo@STATAnalysis.com

Accreditations: IEPA ELAP 100445; ORELAP IL300001; AIHA-LAP, LLC 101160; NVLAP LabCode 101202-0

Date Reported: August 11, 2014

ANALYTICAL RESULTS

Date Printed: August 11, 2014

Client: Tetra Tech EM Inc.
 Work Order: 14080039 Revision 0
 Project: TPMHC, Tinley Park
 Lab ID: 14080039-011

Client Sample ID: PP -T-SS- 1
 Collection Date: 7/31/2014 9:20:00 AM
 Matrix: Soil

Analyses	Result	RL	Qualifier	Units	DF	Date Analyzed
PCBs	SW8082 (SW3550B)				Prep Date: 8/7/2014	Analyst: GVC
Aroclor 1016	ND	0.097		mg/Kg-dry	1	8/7/2014
Aroclor 1221	ND	0.097		mg/Kg-dry	1	8/7/2014
Aroclor 1232	ND	0.097		mg/Kg-dry	1	8/7/2014
Aroclor 1242	ND	0.097		mg/Kg-dry	1	8/7/2014
Aroclor 1248	ND	0.097		mg/Kg-dry	1	8/7/2014
Aroclor 1254	ND	0.097		mg/Kg-dry	1	8/7/2014
Aroclor 1260	ND	0.097		mg/Kg-dry	1	8/7/2014
Percent Moisture	D2974				Prep Date: 8/4/2014	Analyst: RW
Percent Moisture	17.7	0.2	*	wt%	1	8/5/2014

Qualifiers: ND - Not Detected at the Reporting Limit
 J - Analyte detected below quantitation limits
 B - Analyte detected in the associated Method Blank
 HT - Sample received past holding time
 * - Non-accredited parameter

RL - Reporting / Quantitation Limit for the analysis
 S - Spike Recovery outside accepted recovery limits
 R - RPD outside accepted recovery limits
 E - Value above quantitation range
 H - Holding time exceeded

STAT Analysis Corporation

2242 West Harrison St., Suite 200, Chicago, IL 60612-3766

Tel: (312) 733-0551 Fax: (312) 733-2386 STATinfo@STATAnalysis.com

Accreditations: IEPA ELAP 100445; ORELAP IL300001; AIHA-LAP, LLC 101160; NVLAP LabCode 101202-0

Date Reported: August 11, 2014

ANALYTICAL RESULTS

Date Printed: August 11, 2014

Client: Tetra Tech EM Inc.
Work Order: 14080039 Revision 0
Project: TPMHC, Tinley Park
Lab ID: 14080039-012

Client Sample ID: PP -SB-1A
Collection Date: 7/31/2014 10:15:00 AM
Matrix: Soil

Analyses	Result	RL	Qualifier	Units	DF	Date Analyzed
TCLP Mercury	SW1311/7470A				Prep Date: 8/6/2014	Analyst: LB
Mercury	ND	0.00020		mg/L	1	8/6/2014
Mercury	SW7471A				Prep Date: 8/6/2014	Analyst: LB
Mercury	0.023	0.022		mg/Kg-dry	1	8/6/2014
Metals by ICP/MS	SW6020 (SW3050B)				Prep Date: 8/5/2014	Analyst: JG
Aluminum	8100	240		mg/Kg-dry	100	8/7/2014
Antimony	ND	2.4		mg/Kg-dry	10	8/6/2014
Arsenic	11	1.2		mg/Kg-dry	10	8/6/2014
Barium	48	1.2		mg/Kg-dry	10	8/6/2014
Beryllium	0.89	0.59		mg/Kg-dry	10	8/6/2014
Cadmium	ND	0.59		mg/Kg-dry	10	8/6/2014
Calcium	41000	710		mg/Kg-dry	100	8/7/2014
Chromium	13	1.2		mg/Kg-dry	10	8/6/2014
Cobalt	15	1.2		mg/Kg-dry	10	8/6/2014
Copper	32	3.0		mg/Kg-dry	10	8/6/2014
Iron	23000	360		mg/Kg-dry	100	8/7/2014
Lead	21	0.59		mg/Kg-dry	10	8/6/2014
Magnesium	26000	360		mg/Kg-dry	100	8/7/2014
Manganese	690	1.2		mg/Kg-dry	10	8/6/2014
Nickel	42	1.2		mg/Kg-dry	10	8/6/2014
Potassium	1400	36		mg/Kg-dry	10	8/6/2014
Selenium	ND	1.2		mg/Kg-dry	10	8/6/2014
Silver	ND	1.2		mg/Kg-dry	10	8/6/2014
Sodium	72	71		mg/Kg-dry	10	8/6/2014
Thallium	ND	1.2		mg/Kg-dry	10	8/6/2014
Vanadium	18	1.2		mg/Kg-dry	10	8/6/2014
Zinc	61	5.9		mg/Kg-dry	10	8/6/2014
TCLP Metals by ICP/MS	SW1311/6020 (SW3005A)				Prep Date: 8/6/2014	Analyst: JG
Arsenic	ND	0.010		mg/L	5	8/7/2014
Barium	0.48	0.050		mg/L	5	8/7/2014
Cadmium	ND	0.0050		mg/L	5	8/7/2014
Chromium	ND	0.010		mg/L	5	8/7/2014
Lead	ND	0.0050		mg/L	5	8/7/2014
Selenium	ND	0.010		mg/L	5	8/7/2014
Silver	ND	0.010		mg/L	5	8/7/2014
Semivolatile Organic Compounds by GC/MS	SW8270C (SW3550B)				Prep Date: 8/7/2014	Analyst: DM
Acenaphthene	ND	0.038		mg/Kg-dry	1	8/8/2014

Qualifiers: ND - Not Detected at the Reporting Limit
 J - Analyte detected below quantitation limits
 B - Analyte detected in the associated Method Blank
 HT - Sample received past holding time
 * - Non-accredited parameter

RL - Reporting / Quantitation Limit for the analysis
 S - Spike Recovery outside accepted recovery limits
 R - RPD outside accepted recovery limits
 E - Value above quantitation range
 H - Holding time exceeded

STAT Analysis Corporation

2242 West Harrison St., Suite 200, Chicago, IL 60612-3766

Tel: (312) 733-0551 Fax: (312) 733-2386 STATinfo@STATAnalysis.com

Accreditations: IEPA ELAP 100445; ORELAP IL300001; AIHA-LAP, LLC 101160; NVLAP LabCode 101202-0

Date Reported: August 11, 2014

ANALYTICAL RESULTS

Date Printed: August 11, 2014

Client: Tetra Tech EM Inc.
 Work Order: 14080039 Revision 0
 Project: TPMHC, Tinley Park
 Lab ID: 14080039-012

Client Sample ID: PP-SB-1A
 Collection Date: 7/31/2014 10:15:00 AM
 Matrix: Soil

Analyses	Result	RL	Qualifier	Units	DF	Date Analyzed
Semivolatile Organic Compounds by GC/MS	SW8270C (SW3550B)		Prep Date: 8/7/2014		Analyst: DM	
Acenaphthylene	ND	0.038		mg/Kg-dry	1	8/8/2014
Aniline	ND	0.38		mg/Kg-dry	1	8/8/2014
Anthracene	ND	0.038		mg/Kg-dry	1	8/8/2014
Benz(a)anthracene	ND	0.038		mg/Kg-dry	1	8/8/2014
Benzidine	ND	0.38		mg/Kg-dry	1	8/8/2014
Benzo(a)pyrene	ND	0.038		mg/Kg-dry	1	8/8/2014
Benzo(b)fluoranthene	ND	0.038		mg/Kg-dry	1	8/8/2014
Benzo(g,h,i)perylene	ND	0.038		mg/Kg-dry	1	8/8/2014
Benzo(k)fluoranthene	ND	0.038		mg/Kg-dry	1	8/8/2014
Benzoic acid	ND	0.95		mg/Kg-dry	1	8/8/2014
Benzyl alcohol	ND	0.19		mg/Kg-dry	1	8/8/2014
Bis(2-chloroethoxy)methane	ND	0.19		mg/Kg-dry	1	8/8/2014
Bis(2-chloroethyl)ether	ND	0.19		mg/Kg-dry	1	8/8/2014
Bis(2-ethylhexyl)phthalate	ND	0.95		mg/Kg-dry	1	8/8/2014
4-Bromophenyl phenyl ether	ND	0.19		mg/Kg-dry	1	8/8/2014
Butyl benzyl phthalate	ND	0.19		mg/Kg-dry	1	8/8/2014
Carbazole	ND	0.19		mg/Kg-dry	1	8/8/2014
4-Chloroaniline	ND	0.19		mg/Kg-dry	1	8/8/2014
4-Chloro-3-methylphenol	ND	0.38		mg/Kg-dry	1	8/8/2014
2-Chloronaphthalene	ND	0.19		mg/Kg-dry	1	8/8/2014
2-Chlorophenol	ND	0.19		mg/Kg-dry	1	8/8/2014
4-Chlorophenyl phenyl ether	ND	0.19		mg/Kg-dry	1	8/8/2014
Chrysene	ND	0.038		mg/Kg-dry	1	8/8/2014
Dibenz(a,h)anthracene	ND	0.038		mg/Kg-dry	1	8/8/2014
Dibenzofuran	ND	0.19		mg/Kg-dry	1	8/8/2014
1,2-Dichlorobenzene	ND	0.19		mg/Kg-dry	1	8/8/2014
1,3-Dichlorobenzene	ND	0.19		mg/Kg-dry	1	8/8/2014
1,4-Dichlorobenzene	ND	0.19		mg/Kg-dry	1	8/8/2014
3,3'-Dichlorobenzidine	ND	0.19		mg/Kg-dry	1	8/8/2014
2,4-Dichlorophenol	ND	0.19		mg/Kg-dry	1	8/8/2014
Diethyl phthalate	ND	0.19		mg/Kg-dry	1	8/8/2014
2,4-Dimethylphenol	ND	0.19		mg/Kg-dry	1	8/8/2014
Dimethyl phthalate	ND	0.19		mg/Kg-dry	1	8/8/2014
4,6-Dinitro-2-methylphenol	ND	0.38		mg/Kg-dry	1	8/8/2014
2,4-Dinitrophenol	ND	0.95		mg/Kg-dry	1	8/8/2014
2,4-Dinitrotoluene	ND	0.038		mg/Kg-dry	1	8/8/2014
2,6-Dinitrotoluene	ND	0.038		mg/Kg-dry	1	8/8/2014
Di-n-butyl phthalate	ND	0.19		mg/Kg-dry	1	8/8/2014

Qualifiers: ND - Not Detected at the Reporting Limit
 J - Analyte detected below quantitation limits
 B - Analyte detected in the associated Method Blank
 HT - Sample received past holding time
 * - Non-accredited parameter

RL - Reporting / Quantitation Limit for the analysis
 S - Spike Recovery outside accepted recovery limits
 R - RPD outside accepted recovery limits
 E - Value above quantitation range
 H - Holding time exceeded

STAT Analysis Corporation

2242 West Harrison St., Suite 200, Chicago, IL 60612-3766

Tel: (312) 733-0551 Fax: (312) 733-2386 STATinfo@STATAnalysis.com

Accreditations: IEPA ELAP 100445; ORELAP IL300001; AIHA-LAP, LLC 101160; NVLAP LabCode 101202-0

Date Reported: August 11, 2014

ANALYTICAL RESULTS

Date Printed: August 11, 2014

Client: Tetra Tech EM Inc.
Work Order: 14080039 Revision 0
Project: TPMHC, Tinley Park
Lab ID: 14080039-012

Client Sample ID: PP -SB-1A
Collection Date: 7/31/2014 10:15:00 AM
Matrix: Soil

Analyses	Result	RL	Qualifier	Units	DF	Date Analyzed
Semivolatile Organic Compounds by GC/MS		SW8270C (SW3550B)		Prep Date: 8/7/2014		Analyst: DM
Di-n-octyl phthalate	ND	0.19		mg/Kg-dry	1	8/8/2014
Fluoranthene	ND	0.038		mg/Kg-dry	1	8/8/2014
Fluorene	ND	0.038		mg/Kg-dry	1	8/8/2014
Hexachlorobenzene	ND	0.19		mg/Kg-dry	1	8/8/2014
Hexachlorobutadiene	ND	0.19		mg/Kg-dry	1	8/8/2014
Hexachlorocyclopentadiene	ND	0.19		mg/Kg-dry	1	8/8/2014
Hexachloroethane	ND	0.19		mg/Kg-dry	1	8/8/2014
Indeno(1,2,3-cd)pyrene	ND	0.038		mg/Kg-dry	1	8/8/2014
Isophorone	ND	0.19		mg/Kg-dry	1	8/8/2014
2-Methylnaphthalene	ND	0.19		mg/Kg-dry	1	8/8/2014
2-Methylphenol	ND	0.19		mg/Kg-dry	1	8/8/2014
4-Methylphenol	ND	0.19		mg/Kg-dry	1	8/8/2014
Naphthalene	ND	0.038		mg/Kg-dry	1	8/8/2014
2-Nitroaniline	ND	0.19		mg/Kg-dry	1	8/8/2014
3-Nitroaniline	ND	0.19		mg/Kg-dry	1	8/8/2014
4-Nitroaniline	ND	0.19		mg/Kg-dry	1	8/8/2014
2-Nitrophenol	ND	0.19		mg/Kg-dry	1	8/8/2014
4-Nitrophenol	ND	0.38		mg/Kg-dry	1	8/8/2014
Nitrobenzene	ND	0.038		mg/Kg-dry	1	8/8/2014
N-Nitrosodi-n-propylamine	ND	0.038		mg/Kg-dry	1	8/8/2014
N-Nitrosodimethylamine	ND	0.19		mg/Kg-dry	1	8/8/2014
N-Nitrosodiphenylamine	ND	0.038		mg/Kg-dry	1	8/8/2014
2, 2'-oxybis(1-Chloropropane)	ND	0.19		mg/Kg-dry	1	8/8/2014
Pentachlorophenol	ND	0.077		mg/Kg-dry	1	8/8/2014
Phenanthrene	ND	0.038		mg/Kg-dry	1	8/8/2014
Phenol	ND	0.19		mg/Kg-dry	1	8/8/2014
Pyrene	ND	0.038		mg/Kg-dry	1	8/8/2014
Pyridine	ND	0.77		mg/Kg-dry	1	8/8/2014
1,2,4-Trichlorobenzene	ND	0.19		mg/Kg-dry	1	8/8/2014
2,4,5-Trichlorophenol	ND	0.19		mg/Kg-dry	1	8/8/2014
2,4,6-Trichlorophenol	ND	0.19		mg/Kg-dry	1	8/8/2014
Volatile Organic Compounds by GC/MS		SW5035/8260B		Prep Date: 8/4/2014		Analyst: ERP
Acetone	ND	0.065		mg/Kg-dry	1	8/7/2014
Benzene	ND	0.0043		mg/Kg-dry	1	8/7/2014
Bromodichloromethane	ND	0.0043		mg/Kg-dry	1	8/7/2014
Bromoform	ND	0.0043		mg/Kg-dry	1	8/7/2014
Bromomethane	ND	0.0087		mg/Kg-dry	1	8/7/2014
2-Butanone	ND	0.065		mg/Kg-dry	1	8/7/2014

Qualifiers: ND - Not Detected at the Reporting Limit
 J - Analyte detected below quantitation limits
 B - Analyte detected in the associated Method Blank
 HT - Sample received past holding time
 * - Non-accredited parameter

RL - Reporting / Quantitation Limit for the analysis
 S - Spike Recovery outside accepted recovery limits
 R - RPD outside accepted recovery limits
 E - Value above quantitation range
 H - Holding time exceeded

STAT Analysis Corporation

2242 West Harrison St., Suite 200, Chicago, IL 60612-3766

Tel: (312) 733-0551 Fax: (312) 733-2386 STATinfo@STATAnalysis.com

Accreditations: IEPA ELAP 100445; ORELAP IL300001; AIHA-LAP, LLC 101160; NVLAP LabCode 101202-0

Date Reported: August 11, 2014

ANALYTICAL RESULTS

Date Printed: August 11, 2014

Client: Tetra Tech EM Inc.
Work Order: 14080039 Revision 0
Project: TPMHC, Tinley Park
Lab ID: 14080039-012

Client Sample ID: PP -SB-1A
Collection Date: 7/31/2014 10:15:00 AM
Matrix: Soil

Analyses	Result	RL	Qualifier	Units	DF	Date Analyzed
Volatile Organic Compounds by GC/MS		SW5035/8260B		Prep Date: 8/4/2014		Analyst: ERP
Carbon disulfide	ND	0.043		mg/Kg-dry	1	8/7/2014
Carbon tetrachloride	ND	0.0043		mg/Kg-dry	1	8/7/2014
Chlorobenzene	ND	0.0043		mg/Kg-dry	1	8/7/2014
Chloroethane	ND	0.0087		mg/Kg-dry	1	8/7/2014
Chloroform	ND	0.0043		mg/Kg-dry	1	8/7/2014
Chloromethane	ND	0.0087		mg/Kg-dry	1	8/7/2014
Dibromochloromethane	ND	0.0043		mg/Kg-dry	1	8/7/2014
1,1-Dichloroethane	ND	0.0043		mg/Kg-dry	1	8/7/2014
1,2-Dichloroethane	ND	0.0043		mg/Kg-dry	1	8/7/2014
1,1-Dichloroethene	ND	0.0043		mg/Kg-dry	1	8/7/2014
cis-1,2-Dichloroethene	ND	0.0043		mg/Kg-dry	1	8/7/2014
trans-1,2-Dichloroethene	ND	0.0043		mg/Kg-dry	1	8/7/2014
1,2-Dichloropropane	ND	0.0043		mg/Kg-dry	1	8/7/2014
cis-1,3-Dichloropropene	ND	0.0017		mg/Kg-dry	1	8/7/2014
trans-1,3-Dichloropropene	ND	0.0017		mg/Kg-dry	1	8/7/2014
Ethylbenzene	ND	0.0043		mg/Kg-dry	1	8/7/2014
2-Hexanone	ND	0.017		mg/Kg-dry	1	8/7/2014
4-Methyl-2-pentanone	ND	0.017		mg/Kg-dry	1	8/7/2014
Methylene chloride	ND	0.0087		mg/Kg-dry	1	8/7/2014
Methyl tert-butyl ether	ND	0.0043		mg/Kg-dry	1	8/7/2014
Styrene	ND	0.0043		mg/Kg-dry	1	8/7/2014
1,1,2,2-Tetrachloroethane	ND	0.0043		mg/Kg-dry	1	8/7/2014
Tetrachloroethene	ND	0.0043		mg/Kg-dry	1	8/7/2014
Toluene	ND	0.0043		mg/Kg-dry	1	8/7/2014
1,1,1-Trichloroethane	ND	0.0043		mg/Kg-dry	1	8/7/2014
1,1,2-Trichloroethane	ND	0.0043		mg/Kg-dry	1	8/7/2014
Trichloroethene	ND	0.0043		mg/Kg-dry	1	8/7/2014
Vinyl chloride	ND	0.0043		mg/Kg-dry	1	8/7/2014
Xylenes, Total	ND	0.013		mg/Kg-dry	1	8/7/2014
Cyanide, Total		SW9012A		Prep Date: 8/6/2014		Analyst: YZ
Cyanide	ND	0.29		mg/Kg-dry	1	8/7/2014
pH (25 °C)		SW9045C		Prep Date: 8/7/2014		Analyst: RW
pH	8.3			pH Units	1	8/7/2014
Percent Moisture		D2974		Prep Date: 8/4/2014		Analyst: RW
Percent Moisture	13.4	0.2	*	wt%	1	8/5/2014

Qualifiers: ND - Not Detected at the Reporting Limit
 J - Analyte detected below quantitation limits
 B - Analyte detected in the associated Method Blank
 HT - Sample received past holding time
 * - Non-accredited parameter
 RL - Reporting / Quantitation Limit for the analysis
 S - Spike Recovery outside accepted recovery limits
 R - RPD outside accepted recovery limits
 E - Value above quantitation range
 H - Holding time exceeded

STAT Analysis Corporation

2242 West Harrison St., Suite 200, Chicago, IL 60612-3766

Tel: (312) 733-0551 Fax: (312) 733-2386 STATinfo@STATAnalysis.com

Accreditations: IEPA ELAP 100445; ORELAP IL300001; AIHA-LAP, LLC 101160; NVLAP LabCode 101202-0

Date Reported: August 11, 2014

ANALYTICAL RESULTS

Date Printed: August 11, 2014

Client: Tetra Tech EM Inc.
Work Order: 14080039 Revision 0
Project: TPMHC, Tinley Park
Lab ID: 14080039-013

Client Sample ID: PP -SB- 2A
Collection Date: 7/31/2014 10:44:00 AM
Matrix: Soil

Analyses	Result	RL	Qualifier	Units	DF	Date Analyzed
TCLP Mercury	SW1311/7470A				Prep Date: 8/6/2014	Analyst: LB
Mercury	ND	0.00020		mg/L	1	8/6/2014
Mercury	SW7471A				Prep Date: 8/6/2014	Analyst: LB
Mercury	0.025	0.021		mg/Kg-dry	1	8/6/2014
Metals by ICP/MS	SW6020 (SW3050B)				Prep Date: 8/5/2014	Analyst: JG
Aluminum	11000	240		mg/Kg-dry	100	8/7/2014
Antimony	ND	2.4		mg/Kg-dry	10	8/6/2014
Arsenic	11	1.2		mg/Kg-dry	10	8/6/2014
Barium	66	1.2		mg/Kg-dry	10	8/6/2014
Beryllium	1.0	0.60		mg/Kg-dry	10	8/6/2014
Cadmium	ND	0.60		mg/Kg-dry	10	8/6/2014
Calcium	32000	720		mg/Kg-dry	100	8/7/2014
Chromium	20	1.2		mg/Kg-dry	10	8/6/2014
Cobalt	13	1.2		mg/Kg-dry	10	8/6/2014
Copper	29	3.0		mg/Kg-dry	10	8/6/2014
Iron	26000	360		mg/Kg-dry	100	8/7/2014
Lead	26	0.60		mg/Kg-dry	10	8/6/2014
Magnesium	18000	360		mg/Kg-dry	100	8/7/2014
Manganese	400	1.2		mg/Kg-dry	10	8/6/2014
Nickel	33	1.2		mg/Kg-dry	10	8/6/2014
Potassium	1600	36		mg/Kg-dry	10	8/6/2014
Selenium	ND	1.2		mg/Kg-dry	10	8/6/2014
Silver	ND	1.2		mg/Kg-dry	10	8/6/2014
Sodium	73	72		mg/Kg-dry	10	8/6/2014
Thallium	ND	1.2		mg/Kg-dry	10	8/6/2014
Vanadium	23	1.2		mg/Kg-dry	10	8/6/2014
Zinc	100	6.0		mg/Kg-dry	10	8/6/2014
TCLP Metals by ICP/MS	SW1311/6020 (SW3005A)				Prep Date: 8/6/2014	Analyst: JG
Arsenic	ND	0.010		mg/L	5	8/7/2014
Barium	0.58	0.050		mg/L	5	8/7/2014
Cadmium	ND	0.0050		mg/L	5	8/7/2014
Chromium	ND	0.010		mg/L	5	8/7/2014
Lead	ND	0.0050		mg/L	5	8/7/2014
Selenium	ND	0.010		mg/L	5	8/7/2014
Silver	ND	0.010		mg/L	5	8/7/2014
Semivolatile Organic Compounds by GC/MS	SW8270C (SW3550B)				Prep Date: 8/7/2014	Analyst: DM
Acenaphthene	ND	0.038		mg/Kg-dry	1	8/8/2014

Qualifiers:
 ND - Not Detected at the Reporting Limit
 J - Analyte detected below quantitation limits
 B - Analyte detected in the associated Method Blank
 HT - Sample received past holding time
 * - Non-accredited parameter

RL - Reporting / Quantitation Limit for the analysis
 S - Spike Recovery outside accepted recovery limits
 R - RPD outside accepted recovery limits
 E - Value above quantitation range
 H - Holding time exceeded

STAT Analysis Corporation

2242 West Harrison St., Suite 200, Chicago, IL 60612-3766

Tel: (312) 733-0551 Fax: (312) 733-2386 STATinfo@STATAnalysis.com

Accreditations: IEPA ELAP 100445; ORELAP IL300001; AIHA-LAP, LLC 101160; NVLAP LabCode 101202-0

Date Reported: August 11, 2014

ANALYTICAL RESULTS

Date Printed: August 11, 2014

Client: Tetra Tech EM Inc.
 Work Order: 14080039 Revision 0
 Project: TPMHC, Tinley Park
 Lab ID: 14080039-013

Client Sample ID: PP -SB- 2A
 Collection Date: 7/31/2014 10:44:00 AM
 Matrix: Soil

Analyses	Result	RL	Qualifier	Units	DF	Date Analyzed
Semivolatile Organic Compounds by GC/MS	SW8270C (SW3550B)		Prep Date: 8/7/2014		Analyst: DM	
Acenaphthylene	ND	0.038		mg/Kg-dry	1	8/8/2014
Aniline	ND	0.38		mg/Kg-dry	1	8/8/2014
Anthracene	ND	0.038		mg/Kg-dry	1	8/8/2014
Benz(a)anthracene	0.090	0.038		mg/Kg-dry	1	8/8/2014
Benzidine	ND	0.38		mg/Kg-dry	1	8/8/2014
Benzo(a)pyrene	0.088	0.038		mg/Kg-dry	1	8/8/2014
Benzo(b)fluoranthene	0.11	0.038		mg/Kg-dry	1	8/8/2014
Benzo(g,h,i)perylene	0.12	0.038		mg/Kg-dry	1	8/8/2014
Benzo(k)fluoranthene	0.079	0.038		mg/Kg-dry	1	8/8/2014
Benzoic acid	ND	0.95		mg/Kg-dry	1	8/8/2014
Benzyl alcohol	ND	0.19		mg/Kg-dry	1	8/8/2014
Bis(2-chloroethoxy)methane	ND	0.19		mg/Kg-dry	1	8/8/2014
Bis(2-chloroethyl)ether	ND	0.19		mg/Kg-dry	1	8/8/2014
Bis(2-ethylhexyl)phthalate	ND	0.95		mg/Kg-dry	1	8/8/2014
4-Bromophenyl phenyl ether	ND	0.19		mg/Kg-dry	1	8/8/2014
Butyl benzyl phthalate	ND	0.19		mg/Kg-dry	1	8/8/2014
Carbazole	ND	0.19		mg/Kg-dry	1	8/8/2014
4-Chloroaniline	ND	0.19		mg/Kg-dry	1	8/8/2014
4-Chloro-3-methylphenol	ND	0.38		mg/Kg-dry	1	8/8/2014
2-Chloronaphthalene	ND	0.19		mg/Kg-dry	1	8/8/2014
2-Chlorophenol	ND	0.19		mg/Kg-dry	1	8/8/2014
4-Chlorophenyl phenyl ether	ND	0.19		mg/Kg-dry	1	8/8/2014
Chrysene	0.14	0.038		mg/Kg-dry	1	8/8/2014
Dibenz(a,h)anthracene	ND	0.038		mg/Kg-dry	1	8/8/2014
Dibenzofuran	ND	0.19		mg/Kg-dry	1	8/8/2014
1,2-Dichlorobenzene	ND	0.19		mg/Kg-dry	1	8/8/2014
1,3-Dichlorobenzene	ND	0.19		mg/Kg-dry	1	8/8/2014
1,4-Dichlorobenzene	ND	0.19		mg/Kg-dry	1	8/8/2014
3,3'-Dichlorobenzidine	ND	0.19		mg/Kg-dry	1	8/8/2014
2,4-Dichlorophenol	ND	0.19		mg/Kg-dry	1	8/8/2014
Diethyl phthalate	ND	0.19		mg/Kg-dry	1	8/8/2014
2,4-Dimethylphenol	ND	0.19		mg/Kg-dry	1	8/8/2014
Dimethyl phthalate	ND	0.19		mg/Kg-dry	1	8/8/2014
4,6-Dinitro-2-methylphenol	ND	0.38		mg/Kg-dry	1	8/8/2014
2,4-Dinitrophenol	ND	0.95		mg/Kg-dry	1	8/8/2014
2,4-Dinitrotoluene	ND	0.038		mg/Kg-dry	1	8/8/2014
2,6-Dinitrotoluene	ND	0.038		mg/Kg-dry	1	8/8/2014
Di-n-butyl phthalate	ND	0.19		mg/Kg-dry	1	8/8/2014

Qualifiers: ND - Not Detected at the Reporting Limit
 J - Analyte detected below quantitation limits
 B - Analyte detected in the associated Method Blank
 HT - Sample received past holding time
 * - Non-accredited parameter

RL - Reporting / Quantitation Limit for the analysis
 S - Spike Recovery outside accepted recovery limits
 R - RPD outside accepted recovery limits
 E - Value above quantitation range
 H - Holding time exceeded

STAT Analysis Corporation

2242 West Harrison St., Suite 200, Chicago, IL 60612-3766

Tel: (312) 733-0551 Fax: (312) 733-2386 STATinfo@STATAnalysis.com

Accreditations: IEPA ELAP 100445; ORELAP IL300001; AIHA-LAP, LLC 101160; NVLAP LabCode 101202-0

Date Reported: August 11, 2014

ANALYTICAL RESULTS

Date Printed: August 11, 2014

Client: Tetra Tech EM Inc.
Work Order: 14080039 Revision 0
Project: TPMHC, Tinley Park
Lab ID: 14080039-013

Client Sample ID: PP -SB- 2A
Collection Date: 7/31/2014 10:44:00 AM
Matrix: Soil

Analyses	Result	RL	Qualifier	Units	DF	Date Analyzed
Semivolatile Organic Compounds by GC/MS		SW8270C (SW3550B)		Prep Date: 8/7/2014		Analyst: DM
Di-n-octyl phthalate	ND	0.19		mg/Kg-dry	1	8/8/2014
Fluoranthene	0.14	0.038		mg/Kg-dry	1	8/8/2014
Fluorene	ND	0.038		mg/Kg-dry	1	8/8/2014
Hexachlorobenzene	ND	0.19		mg/Kg-dry	1	8/8/2014
Hexachlorobutadiene	ND	0.19		mg/Kg-dry	1	8/8/2014
Hexachlorocyclopentadiene	ND	0.19		mg/Kg-dry	1	8/8/2014
Hexachloroethane	ND	0.19		mg/Kg-dry	1	8/8/2014
Indeno(1,2,3-cd)pyrene	0.067	0.038		mg/Kg-dry	1	8/8/2014
Isophorone	ND	0.19		mg/Kg-dry	1	8/8/2014
2-Methylnaphthalene	ND	0.19		mg/Kg-dry	1	8/8/2014
2-Methylphenol	ND	0.19		mg/Kg-dry	1	8/8/2014
4-Methylphenol	ND	0.19		mg/Kg-dry	1	8/8/2014
Naphthalene	ND	0.038		mg/Kg-dry	1	8/8/2014
2-Nitroaniline	ND	0.19		mg/Kg-dry	1	8/8/2014
3-Nitroaniline	ND	0.19		mg/Kg-dry	1	8/8/2014
4-Nitroaniline	ND	0.19		mg/Kg-dry	1	8/8/2014
2-Nitrophenol	ND	0.19		mg/Kg-dry	1	8/8/2014
4-Nitrophenol	ND	0.38		mg/Kg-dry	1	8/8/2014
Nitrobenzene	ND	0.038		mg/Kg-dry	1	8/8/2014
N-Nitrosodi-n-propylamine	ND	0.038		mg/Kg-dry	1	8/8/2014
N-Nitrosodimethylamine	ND	0.19		mg/Kg-dry	1	8/8/2014
N-Nitrosodiphenylamine	ND	0.038		mg/Kg-dry	1	8/8/2014
2, 2'-oxybis(1-Chloropropane)	ND	0.19		mg/Kg-dry	1	8/8/2014
Pentachlorophenol	ND	0.077		mg/Kg-dry	1	8/8/2014
Phenanthrene	0.038	0.038		mg/Kg-dry	1	8/8/2014
Phenol	ND	0.19		mg/Kg-dry	1	8/8/2014
Pyrene	0.13	0.038		mg/Kg-dry	1	8/8/2014
Pyridine	ND	0.77		mg/Kg-dry	1	8/8/2014
1,2,4-Trichlorobenzene	ND	0.19		mg/Kg-dry	1	8/8/2014
2,4,5-Trichlorophenol	ND	0.19		mg/Kg-dry	1	8/8/2014
2,4,6-Trichlorophenol	ND	0.19		mg/Kg-dry	1	8/8/2014
Volatile Organic Compounds by GC/MS		SW5035/8260B		Prep Date: 8/4/2014		Analyst: ERP
Acetone	ND	0.079		mg/Kg-dry	1	8/7/2014
Benzene	ND	0.0053		mg/Kg-dry	1	8/7/2014
Bromodichloromethane	ND	0.0053		mg/Kg-dry	1	8/7/2014
Bromoform	ND	0.0053		mg/Kg-dry	1	8/7/2014
Bromomethane	ND	0.011		mg/Kg-dry	1	8/7/2014
2-Butanone	ND	0.079		mg/Kg-dry	1	8/7/2014

Qualifiers:
 ND - Not Detected at the Reporting Limit
 J - Analyte detected below quantitation limits
 B - Analyte detected in the associated Method Blank
 HT - Sample received past holding time
 * - Non-accredited parameter

RL - Reporting / Quantitation Limit for the analysis
 S - Spike Recovery outside accepted recovery limits
 R - RPD outside accepted recovery limits
 E - Value above quantitation range
 H - Holding time exceeded

STAT Analysis Corporation

2242 West Harrison St., Suite 200, Chicago, IL 60612-3766

Tel: (312) 733-0551 Fax: (312) 733-2386 STATinfo@STATAnalysis.com

Accreditations: IEPA ELAP 100445; ORELAP IL300001; AIHA-LAP, LLC 101160; NVLAP LabCode 101202-0

Date Reported: August 11, 2014

ANALYTICAL RESULTS

Date Printed: August 11, 2014

Client: Tetra Tech EM Inc.
Work Order: 14080039 Revision 0
Project: TPMHC, Tinley Park
Lab ID: 14080039-013

Client Sample ID: PP -SB- 2A
Collection Date: 7/31/2014 10:44:00 AM
Matrix: Soil

Analyses	Result	RL	Qualifier	Units	DF	Date Analyzed
Volatile Organic Compounds by GC/MS		SW5035/8260B		Prep Date: 8/4/2014		Analyst: ERP
Carbon disulfide	ND	0.053		mg/Kg-dry	1	8/7/2014
Carbon tetrachloride	ND	0.0053		mg/Kg-dry	1	8/7/2014
Chlorobenzene	ND	0.0053		mg/Kg-dry	1	8/7/2014
Chloroethane	ND	0.011		mg/Kg-dry	1	8/7/2014
Chloroform	ND	0.0053		mg/Kg-dry	1	8/7/2014
Chloromethane	ND	0.011		mg/Kg-dry	1	8/7/2014
Dibromochloromethane	ND	0.0053		mg/Kg-dry	1	8/7/2014
1,1-Dichloroethane	ND	0.0053		mg/Kg-dry	1	8/7/2014
1,2-Dichloroethane	ND	0.0053		mg/Kg-dry	1	8/7/2014
1,1-Dichloroethene	ND	0.0053		mg/Kg-dry	1	8/7/2014
cis-1,2-Dichloroethene	ND	0.0053		mg/Kg-dry	1	8/7/2014
trans-1,2-Dichloroethene	ND	0.0053		mg/Kg-dry	1	8/7/2014
1,2-Dichloropropane	ND	0.0053		mg/Kg-dry	1	8/7/2014
cis-1,3-Dichloropropene	ND	0.0021		mg/Kg-dry	1	8/7/2014
trans-1,3-Dichloropropene	ND	0.0021		mg/Kg-dry	1	8/7/2014
Ethylbenzene	ND	0.0053		mg/Kg-dry	1	8/7/2014
2-Hexanone	ND	0.021		mg/Kg-dry	1	8/7/2014
4-Methyl-2-pentanone	ND	0.021		mg/Kg-dry	1	8/7/2014
Methylene chloride	ND	0.011		mg/Kg-dry	1	8/7/2014
Methyl tert-butyl ether	ND	0.0053		mg/Kg-dry	1	8/7/2014
Styrene	ND	0.0053		mg/Kg-dry	1	8/7/2014
1,1,2,2-Tetrachloroethane	ND	0.0053		mg/Kg-dry	1	8/7/2014
Tetrachloroethene	ND	0.0053		mg/Kg-dry	1	8/7/2014
Toluene	ND	0.0053		mg/Kg-dry	1	8/7/2014
1,1,1-Trichloroethane	ND	0.0053		mg/Kg-dry	1	8/7/2014
1,1,2-Trichloroethane	ND	0.0053		mg/Kg-dry	1	8/7/2014
Trichloroethene	ND	0.0053		mg/Kg-dry	1	8/7/2014
Vinyl chloride	ND	0.0053		mg/Kg-dry	1	8/7/2014
Xylenes, Total	ND	0.016		mg/Kg-dry	1	8/7/2014
Cyanide, Total		SW9012A		Prep Date: 8/6/2014		Analyst: YZ
Cyanide	ND	0.29		mg/Kg-dry	1	8/7/2014
pH (25 °C)		SW9045C		Prep Date: 8/7/2014		Analyst: RW
pH	8.2			pH Units	1	8/7/2014
Percent Moisture		D2974		Prep Date: 8/4/2014		Analyst: RW
Percent Moisture	12.7	0.2	*	wt%	1	8/5/2014

Qualifiers: ND - Not Detected at the Reporting Limit
 J - Analyte detected below quantitation limits
 B - Analyte detected in the associated Method Blank
 HT - Sample received past holding time
 * - Non-accredited parameter

RL - Reporting / Quantitation Limit for the analysis
 S - Spike Recovery outside accepted recovery limits
 R - RPD outside accepted recovery limits
 E - Value above quantitation range
 H - Holding time exceeded

STAT Analysis Corporation

2242 West Harrison St., Suite 200, Chicago, IL 60612-3766

Tel: (312) 733-0551 Fax: (312) 733-2386 STATinfo@STATAnalysis.com

Accreditations: IEPA ELAP 100445; ORELAP IL300001; AIHA-LAP, LLC 101160; NVLAP LabCode 101202-0

Date Reported: August 11, 2014

ANALYTICAL RESULTS

Date Printed: August 11, 2014

Client: Tetra Tech EM Inc.
 Work Order: 14080039 Revision 0
 Project: TPMHC, Tinley Park
 Lab ID: 14080039-014

Client Sample ID: Oak -UST-SB- 1
 Collection Date: 8/1/2014 9:45:00 AM
 Matrix: Soil

Analyses	Result	RL	Qualifier	Units	DF	Date Analyzed
Metals by ICP/MS	SW6020 (SW3050B)		Prep Date: 8/5/2014		Analyst: JG	
Lead	21	0.60		mg/Kg-dry	10	8/6/2014
Polynuclear Aromatic Hydrocarbons by GC/MS	SW8270C (SW3550B)		Prep Date: 8/7/2014		Analyst: DM	
Acenaphthene	ND	0.039		mg/Kg-dry	1	8/8/2014
Acenaphthylene	ND	0.039		mg/Kg-dry	1	8/8/2014
Anthracene	ND	0.039		mg/Kg-dry	1	8/8/2014
Benz(a)anthracene	ND	0.039		mg/Kg-dry	1	8/8/2014
Benzo(a)pyrene	ND	0.039		mg/Kg-dry	1	8/8/2014
Benzo(b)fluoranthene	ND	0.039		mg/Kg-dry	1	8/8/2014
Benzo(g,h,i)perylene	ND	0.039		mg/Kg-dry	1	8/8/2014
Benzo(k)fluoranthene	ND	0.039		mg/Kg-dry	1	8/8/2014
Chrysene	ND	0.039		mg/Kg-dry	1	8/8/2014
Dibenz(a,h)anthracene	ND	0.039		mg/Kg-dry	1	8/8/2014
Fluoranthene	ND	0.039		mg/Kg-dry	1	8/8/2014
Fluorene	ND	0.039		mg/Kg-dry	1	8/8/2014
Indeno(1,2,3-cd)pyrene	ND	0.039		mg/Kg-dry	1	8/8/2014
Naphthalene	ND	0.039		mg/Kg-dry	1	8/8/2014
Phenanthrene	ND	0.039		mg/Kg-dry	1	8/8/2014
Pyrene	ND	0.039		mg/Kg-dry	1	8/8/2014
Volatile Organic Compounds by GC/MS	SW5035/8260B		Prep Date: 8/4/2014		Analyst: ERP	
Acetone	ND	0.072		mg/Kg-dry	1	8/7/2014
Benzene	ND	0.0048		mg/Kg-dry	1	8/7/2014
Bromodichloromethane	ND	0.0048		mg/Kg-dry	1	8/7/2014
Bromoform	ND	0.0048		mg/Kg-dry	1	8/7/2014
Bromomethane	ND	0.0096		mg/Kg-dry	1	8/7/2014
2-Butanone	ND	0.072		mg/Kg-dry	1	8/7/2014
Carbon disulfide	ND	0.048		mg/Kg-dry	1	8/7/2014
Carbon tetrachloride	ND	0.0048		mg/Kg-dry	1	8/7/2014
Chlorobenzene	ND	0.0048		mg/Kg-dry	1	8/7/2014
Chloroethane	ND	0.0096		mg/Kg-dry	1	8/7/2014
Chloroform	ND	0.0048		mg/Kg-dry	1	8/7/2014
Chloromethane	ND	0.0096		mg/Kg-dry	1	8/7/2014
Dibromochloromethane	ND	0.0048		mg/Kg-dry	1	8/7/2014
1,1-Dichloroethane	ND	0.0048		mg/Kg-dry	1	8/7/2014
1,2-Dichloroethane	ND	0.0048		mg/Kg-dry	1	8/7/2014
1,1-Dichloroethene	ND	0.0048		mg/Kg-dry	1	8/7/2014
cis-1,2-Dichloroethene	ND	0.0048		mg/Kg-dry	1	8/7/2014
trans-1,2-Dichloroethene	ND	0.0048		mg/Kg-dry	1	8/7/2014

Qualifiers:
 ND - Not Detected at the Reporting Limit
 J - Analyte detected below quantitation limits
 B - Analyte detected in the associated Method Blank
 HT - Sample received past holding time
 * - Non-accredited parameter

RL - Reporting / Quantitation Limit for the analysis
 S - Spike Recovery outside accepted recovery limits
 R - RPD outside accepted recovery limits
 E - Value above quantitation range
 H - Holding time exceeded

STAT Analysis Corporation

2242 West Harrison St., Suite 200, Chicago, IL 60612-3766

Tel: (312) 733-0551 Fax: (312) 733-2386 STATinfo@STATAnalysis.com

Accreditations: IEPA ELAP 100445; ORELAP IL300001; AIHA-LAP, LLC 101160; NVLAP LabCode 101202-0

Date Reported: August 11, 2014

ANALYTICAL RESULTS

Date Printed: August 11, 2014

Client: Tetra Tech EM Inc.
Work Order: 14080039 Revision 0
Project: TPMHC, Tinley Park
Lab ID: 14080039-014

Client Sample ID: Oak -UST-SB- 1
Collection Date: 8/1/2014 9:45:00 AM
Matrix: Soil

Analyses	Result	RL	Qualifier	Units	DF	Date Analyzed
Volatile Organic Compounds by GC/MS		SW5035/8260B		Prep Date: 8/4/2014		Analyst: ERP
1,2-Dichloropropane	ND	0.0048		mg/Kg-dry	1	8/7/2014
cis-1,3-Dichloropropene	ND	0.0019		mg/Kg-dry	1	8/7/2014
trans-1,3-Dichloropropene	ND	0.0019		mg/Kg-dry	1	8/7/2014
Ethylbenzene	ND	0.0048		mg/Kg-dry	1	8/7/2014
2-Hexanone	ND	0.019		mg/Kg-dry	1	8/7/2014
4-Methyl-2-pentanone	ND	0.019		mg/Kg-dry	1	8/7/2014
Methylene chloride	ND	0.0096		mg/Kg-dry	1	8/7/2014
Methyl tert-butyl ether	ND	0.0048		mg/Kg-dry	1	8/7/2014
Styrene	ND	0.0048		mg/Kg-dry	1	8/7/2014
1,1,2,2-Tetrachloroethane	ND	0.0048		mg/Kg-dry	1	8/7/2014
Tetrachloroethene	ND	0.0048		mg/Kg-dry	1	8/7/2014
Toluene	ND	0.0048		mg/Kg-dry	1	8/7/2014
1,1,1-Trichloroethane	ND	0.0048		mg/Kg-dry	1	8/7/2014
1,1,2-Trichloroethane	ND	0.0048		mg/Kg-dry	1	8/7/2014
Trichloroethene	ND	0.0048		mg/Kg-dry	1	8/7/2014
Vinyl chloride	ND	0.0048		mg/Kg-dry	1	8/7/2014
Xylenes, Total	ND	0.014		mg/Kg-dry	1	8/7/2014
pH (25 °C)		SW9045C		Prep Date: 8/7/2014		Analyst: RW
pH	7.7			pH Units	1	8/7/2014
Percent Moisture		D2974		Prep Date: 8/4/2014		Analyst: RW
Percent Moisture	16.1	0.2	*	wt%	1	8/5/2014

Qualifiers:
 ND - Not Detected at the Reporting Limit
 J - Analyte detected below quantitation limits
 B - Analyte detected in the associated Method Blank
 HT - Sample received past holding time
 * - Non-accredited parameter

RL - Reporting / Quantitation Limit for the analysis
 S - Spike Recovery outside accepted recovery limits
 R - RPD outside accepted recovery limits
 E - Value above quantitation range
 H - Holding time exceeded

STAT Analysis Corporation

2242 West Harrison St., Suite 200, Chicago, IL 60612-3766

Tel: (312) 733-0551 Fax: (312) 733-2386 STATinfo@STATAnalysis.com

Accreditations: IEPA ELAP 100445; ORELAP IL300001; AIHA-LAP, LLC 101160; NVLAP LabCode 101202-0

Date Reported: August 11, 2014

ANALYTICAL RESULTS

Date Printed: August 11, 2014

Client: Tetra Tech EM Inc.
Work Order: 14080039 Revision 0
Project: TPMHC, Tinley Park
Lab ID: 14080039-015

Client Sample ID: Pine -UST-SB- 1
Collection Date: 8/1/2014 10:30:00 AM
Matrix: Soil

Analyses	Result	RL	Qualifier	Units	DF	Date Analyzed
Metals by ICP/MS	SW6020 (SW3050B)		Prep Date: 8/5/2014		Analyst: JG	
Lead	23	0.61		mg/Kg-dry	10	8/6/2014
Polynuclear Aromatic Hydrocarbons by GC/MS	SW8270C (SW3550B)		Prep Date: 8/7/2014		Analyst: DM	
Acenaphthene	ND	0.039		mg/Kg-dry	1	8/9/2014
Acenaphthylene	ND	0.039		mg/Kg-dry	1	8/9/2014
Anthracene	ND	0.039		mg/Kg-dry	1	8/9/2014
Benz(a)anthracene	ND	0.039		mg/Kg-dry	1	8/9/2014
Benzo(a)pyrene	ND	0.039		mg/Kg-dry	1	8/9/2014
Benzo(b)fluoranthene	ND	0.039		mg/Kg-dry	1	8/9/2014
Benzo(g,h,i)perylene	ND	0.039		mg/Kg-dry	1	8/9/2014
Benzo(k)fluoranthene	ND	0.039		mg/Kg-dry	1	8/9/2014
Chrysene	ND	0.039		mg/Kg-dry	1	8/9/2014
Dibenz(a,h)anthracene	ND	0.039		mg/Kg-dry	1	8/9/2014
Fluoranthene	ND	0.039		mg/Kg-dry	1	8/9/2014
Fluorene	ND	0.039		mg/Kg-dry	1	8/9/2014
Indeno(1,2,3-cd)pyrene	ND	0.039		mg/Kg-dry	1	8/9/2014
Naphthalene	ND	0.039		mg/Kg-dry	1	8/9/2014
Phenanthrene	ND	0.039		mg/Kg-dry	1	8/9/2014
Pyrene	ND	0.039		mg/Kg-dry	1	8/9/2014
BTEX by GC/MS	SW5035/8260B		Prep Date:		Analyst: ERP	
Benzene	ND	0.0060		mg/Kg-dry	1	8/7/2014
Ethylbenzene	ND	0.0060		mg/Kg-dry	1	8/7/2014
Toluene	ND	0.0060		mg/Kg-dry	1	8/7/2014
Xylenes, Total	ND	0.018		mg/Kg-dry	1	8/7/2014
pH (25 °C)	SW9045C		Prep Date: 8/7/2014		Analyst: RW	
pH	7.4			pH Units	1	8/7/2014
Percent Moisture	D2974		Prep Date: 8/4/2014		Analyst: RW	
Percent Moisture	16.5	0.2	*	wt%	1	8/5/2014

Qualifiers:
 ND - Not Detected at the Reporting Limit
 J - Analyte detected below quantitation limits
 B - Analyte detected in the associated Method Blank
 HT - Sample received past holding time
 * - Non-accredited parameter

RL - Reporting / Quantitation Limit for the analysis
 S - Spike Recovery outside accepted recovery limits
 R - RPD outside accepted recovery limits
 E - Value above quantitation range
 H - Holding time exceeded

STAT Analysis Corporation

2242 West Harrison St., Suite 200, Chicago, IL 60612-3766

Tel: (312) 733-0551 Fax: (312) 733-2386 STATinfo@STATAnalysis.com

Accreditations: IEPA ELAP 100445; ORELAP IL300001; AIHA-LAP, LLC 101160; NVLAP LabCode 101202-0

Date Reported: August 11, 2014

ANALYTICAL RESULTS

Date Printed: August 11, 2014

Client: Tetra Tech EM Inc.
 Work Order: 14080039 Revision 0
 Project: TPMHC, Tinley Park
 Lab ID: 14080039-016

Client Sample ID: Maple -UST-SB- 1
 Collection Date: 8/1/2014 1:45:00 PM
 Matrix: Soil

Analyses	Result	RL	Qualifier	Units	DF	Date Analyzed
Metals by ICP/MS	SW6020 (SW3050B)				Prep Date: 8/5/2014	Analyst: JG
Lead	19	0.59		mg/Kg-dry	10	8/6/2014
Polynuclear Aromatic Hydrocarbons by GC/MS	SW8270C (SW3550B)				Prep Date: 8/7/2014	Analyst: DM
Acenaphthene	ND	0.038		mg/Kg-dry	1	8/10/2014
Acenaphthylene	ND	0.038		mg/Kg-dry	1	8/10/2014
Anthracene	ND	0.038		mg/Kg-dry	1	8/10/2014
Benz(a)anthracene	ND	0.038		mg/Kg-dry	1	8/10/2014
Benzo(a)pyrene	ND	0.038		mg/Kg-dry	1	8/10/2014
Benzo(b)fluoranthene	ND	0.038		mg/Kg-dry	1	8/10/2014
Benzo(g,h,i)perylene	ND	0.038		mg/Kg-dry	1	8/10/2014
Benzo(k)fluoranthene	ND	0.038		mg/Kg-dry	1	8/10/2014
Chrysene	ND	0.038		mg/Kg-dry	1	8/10/2014
Dibenz(a,h)anthracene	ND	0.038		mg/Kg-dry	1	8/10/2014
Fluoranthene	ND	0.038		mg/Kg-dry	1	8/10/2014
Fluorene	ND	0.038		mg/Kg-dry	1	8/10/2014
Indeno(1,2,3-cd)pyrene	ND	0.038		mg/Kg-dry	1	8/10/2014
Naphthalene	ND	0.038		mg/Kg-dry	1	8/10/2014
Phenanthrene	ND	0.038		mg/Kg-dry	1	8/10/2014
Pyrene	ND	0.038		mg/Kg-dry	1	8/10/2014
BTEX by GC/MS	SW5035/8260B				Prep Date:	Analyst: ERP
Benzene	ND	0.0058		mg/Kg-dry	1	8/7/2014
Ethylbenzene	ND	0.0058		mg/Kg-dry	1	8/7/2014
Toluene	ND	0.0058		mg/Kg-dry	1	8/7/2014
Xylenes, Total	ND	0.017		mg/Kg-dry	1	8/7/2014
pH (25 °C)	SW9045C				Prep Date: 8/7/2014	Analyst: RW
pH	8.2			pH Units	1	8/7/2014
Percent Moisture	D2974				Prep Date: 8/4/2014	Analyst: RW
Percent Moisture	13.3	0.2	*	wt%	1	8/5/2014

Qualifiers: ND - Not Detected at the Reporting Limit
 J - Analyte detected below quantitation limits
 B - Analyte detected in the associated Method Blank
 HT - Sample received past holding time
 * - Non-accredited parameter

RL - Reporting / Quantitation Limit for the analysis
 S - Spike Recovery outside accepted recovery limits
 R - RPD outside accepted recovery limits
 E - Value above quantitation range
 H - Holding time exceeded

STAT Analysis Corporation

2242 West Harrison St., Suite 200, Chicago, IL 60612-3766

Tel: (312) 733-0551 Fax: (312) 733-2386 STATinfo@STATAnalysis.com

Accreditations: IEPA ELAP 100445; ORELAP IL300001; AIHA-LAP, LLC 101160; NVLAP LabCode 101202-0

Date Reported: August 11, 2014

ANALYTICAL RESULTS

Date Printed: August 11, 2014

Client: Tetra Tech EM Inc.
 Work Order: 14080039 Revision 0
 Project: TPMHC, Tinley Park
 Lab ID: 14080039-017

Client Sample ID: WTP -SB- 01
 Collection Date: 8/1/2014 2:00:00 PM
 Matrix: Soil

Analyses	Result	RL	Qualifier	Units	DF	Date Analyzed
Polynuclear Aromatic Hydrocarbons by GC/MS	SW8270C (SW3550B)		Prep Date: 8/7/2014		Analyst: DM	
Acenaphthene	ND	0.040		mg/Kg-dry	1	8/9/2014
Acenaphthylene	ND	0.040		mg/Kg-dry	1	8/9/2014
Anthracene	ND	0.040		mg/Kg-dry	1	8/9/2014
Benzo(a)anthracene	ND	0.040		mg/Kg-dry	1	8/9/2014
Benzo(a)pyrene	ND	0.040		mg/Kg-dry	1	8/9/2014
Benzo(b)fluoranthene	ND	0.040		mg/Kg-dry	1	8/9/2014
Benzo(g,h,i)perylene	ND	0.040		mg/Kg-dry	1	8/9/2014
Benzo(k)fluoranthene	ND	0.040		mg/Kg-dry	1	8/9/2014
Chrysene	ND	0.040		mg/Kg-dry	1	8/9/2014
Dibenz(a,h)anthracene	ND	0.040		mg/Kg-dry	1	8/9/2014
Fluoranthene	ND	0.040		mg/Kg-dry	1	8/9/2014
Fluorene	ND	0.040		mg/Kg-dry	1	8/9/2014
Indeno(1,2,3-cd)pyrene	ND	0.040		mg/Kg-dry	1	8/9/2014
Naphthalene	ND	0.040		mg/Kg-dry	1	8/9/2014
Phenanthrene	ND	0.040		mg/Kg-dry	1	8/9/2014
Pyrene	ND	0.040		mg/Kg-dry	1	8/9/2014
BTEX by GC/MS	SW5035/8260B		Prep Date:		Analyst: ERP	
Benzene	ND	0.0062		mg/Kg-dry	1	8/7/2014
Ethylbenzene	ND	0.0062		mg/Kg-dry	1	8/7/2014
Toluene	ND	0.0062		mg/Kg-dry	1	8/7/2014
Xylenes, Total	ND	0.019		mg/Kg-dry	1	8/7/2014
Percent Moisture	D2974		Prep Date: 8/4/2014		Analyst: RW	
Percent Moisture	19.0	0.2	*	wt%	1	8/5/2014

Qualifiers:
 ND - Not Detected at the Reporting Limit
 J - Analyte detected below quantitation limits
 B - Analyte detected in the associated Method Blank
 HT - Sample received past holding time
 * - Non-accredited parameter

RL - Reporting / Quantitation Limit for the analysis
 S - Spike Recovery outside accepted recovery limits
 R - RPD outside accepted recovery limits
 E - Value above quantitation range
 H - Holding time exceeded

Sample Receipt Checklist


Client Name TETRA SAINT LOUIS

Date and Time Received: 8/1/2014 4:45:00 PM

Work Order Number 14080039

Received by: DO

Checklist completed by:

Signature  Date 8/1/14

Reviewed by:

Initials FC Date 8/1/14

Matrix:

Carrier name Client Delivered

- Shipping container/cooler in good condition? Yes No Not Present
- Custody seals intact on shipping container/cooler? Yes No Not Present
- Custody seals intact on sample bottles? Yes No Not Present
- Chain of custody present? Yes No
- Chain of custody signed when relinquished and received? Yes No
- Chain of custody agrees with sample labels/containers? Yes No
- Samples in proper container/bottle? Yes No
- Sample containers intact? Yes No
- Sufficient sample volume for indicated test? Yes No
- All samples received within holding time? Yes No
- Container or Temp Blank temperature in compliance? Yes No Temperature 5.3 °C
- Water - VOA vials have zero headspace? No VOA vials submitted Yes No
- Water - Samples pH checked? Yes No Checked by: _____
- Water - Samples properly preserved? Yes No pH Adjusted? _____

Any No response must be detailed in the comments section below.

Comments: _____

Client / Person contacted: _____

Date contacted: _____

Contacted by: _____

Response: _____

